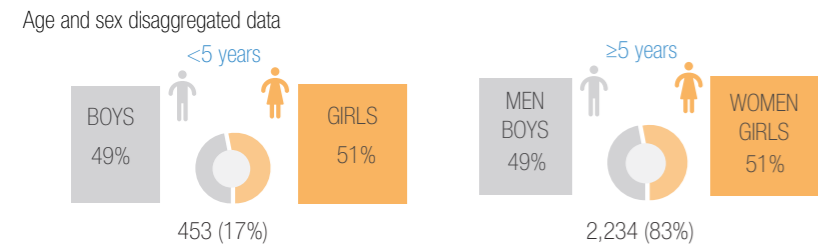





### Context

Bor Internally Displaced Persons (IDP) Camp was established in 2014 with over 2,687 people currently seeking protection from armed conflict in the site. Ten sectors currently exist in the camp with over 1,047 households.

### Site demography



Population count as of July 2021

### Quarterly Highlights

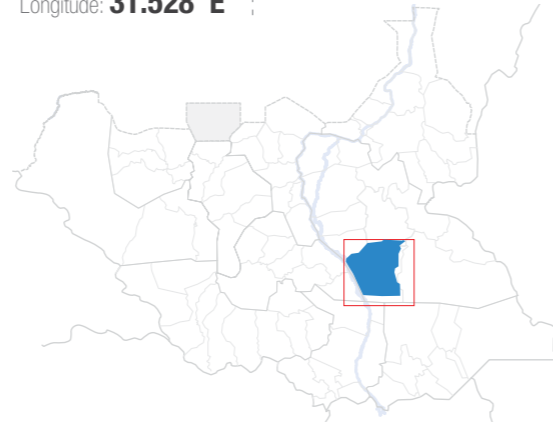
1. Monitor service provision in the sites and flag any duplication or gaps in service provision.
2. Continue to conduct key messaging on Covid-19 preparedness and awareness.
3. Monitor the trend of movement to understand return dynamics.

### Site location

#### Site Coordinate

Latitude: **4.8101° N**  
Longitude: **31.528° E**

Site area: **106,371m<sup>2</sup>**

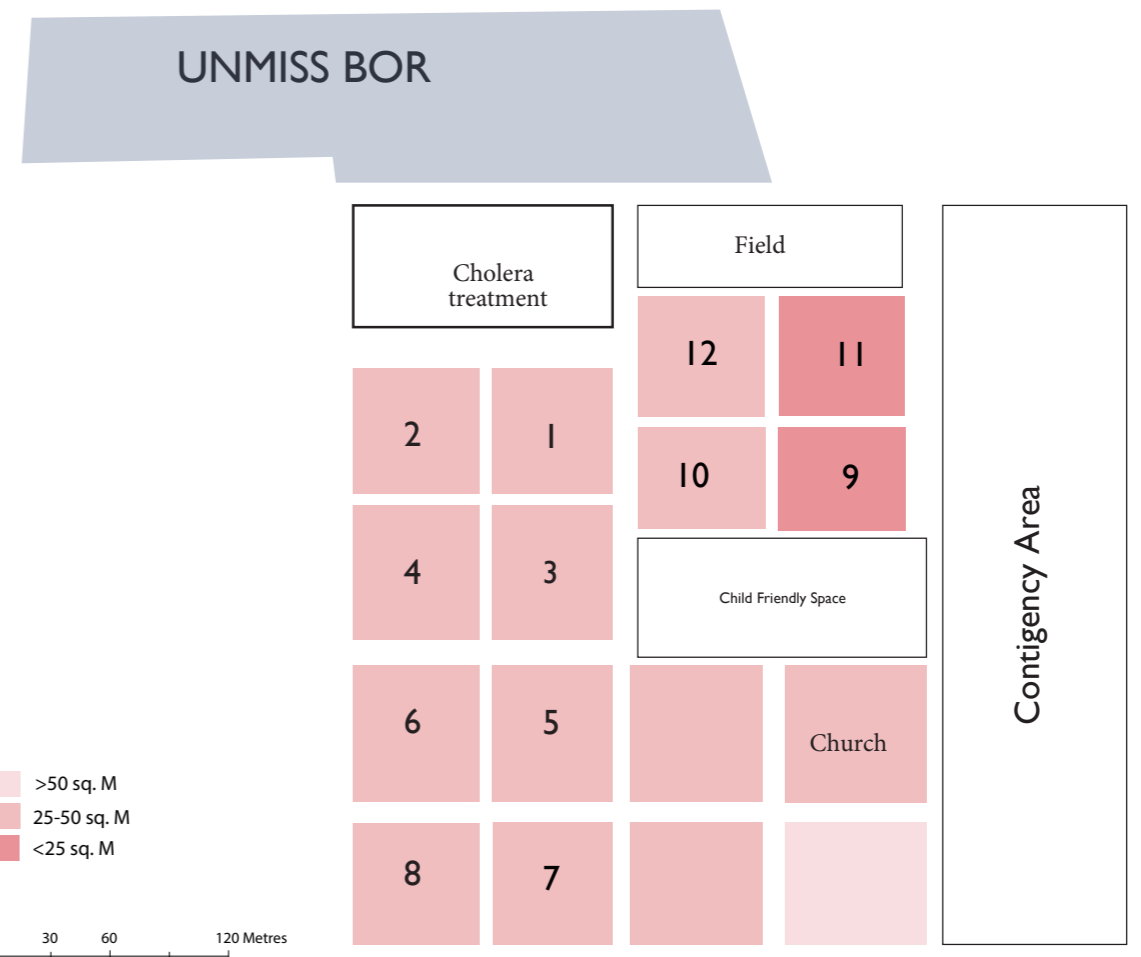


### Sector overview

Sector	Indicator	Target	Achieved	Implementing Agencies
CCCM	Land area per person	30m <sup>2</sup>	89m <sup>2</sup>	● ACTED, IOM
	% of enrollments in primary school(target 45,000) (46,000 children enrolled in ECO,Primary, ALP, Secondary)	100%	100%	● INTERSOS
Food/Livelihood	% of households receiving food ration	100%	100%	● NRC, WFP
	Crude mortality	<2	-	● HLSS
Health	Mortality of Under 5 years old	<2	-	● HLSS
	% of GAM prevalence under 5 years of age (by MUAC)	<10%	<10	● Save the Children
Nutrition	% of SAM prevalence under 5 years of age (by MUAC)	<2%	<2	● Save the Children
	% of newly identified Unaccompanied or Separated children registered for Family Tracing and Reunification	100%	100%	● ICRC, UNHCR
Protection	% and # of children under 5 provided with birth registration notification	100% of <5	100%	● ICRC, UNHCR
	Average covered space per person	>3.5m <sup>2</sup>	-	○ INTERSOS
Shelter/NFI	% of IDPs covered with non-food items	100%	100%	● INTERSOS
	WASH	Litres per person per day	>15	0
Person per tap		250	0	● -
Latrine coverage (person/latrine)		20	0	● -
Bathing shelter coverage (person/shower)		<100	0	● -

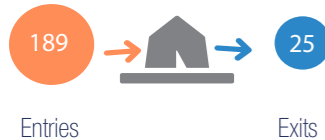
● Target reached    ● Target more than 50% reached    ● Target less than 50% reached    ○ Unknown

### Population Density Map



### Flow monitoring

#### OVERALL ENTRIES & EXITS (# INDIVIDUALS)



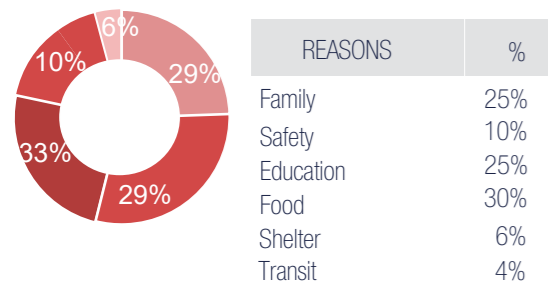
#### ENTRY TRACKING: AGE BREAK

	Under 5		5 to 17		18 to 60		Over 60	
	F	M	F	M	F	M	F	M
ENTRY	9	21	31	39	34	49	4	2
EXIT	0	0	0	0	0	0	0	0

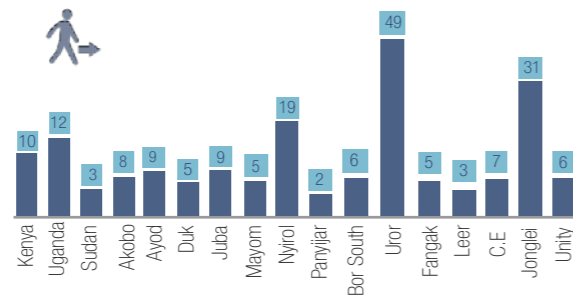
#### FINAL DESTINATION

N/A

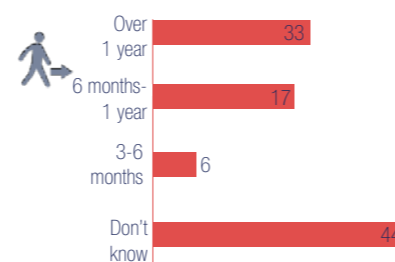
#### ENTRY TRACKING: REASONS FOR ENTRY



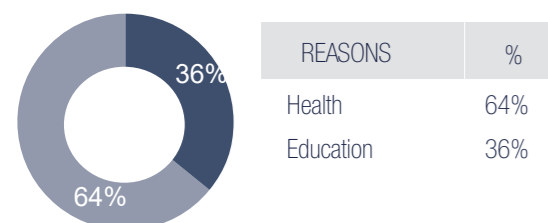
#### ENTRY TRACKING: AREAS OF ORIGIN



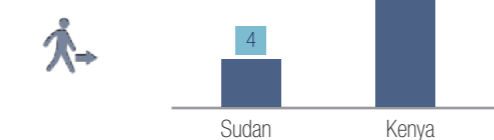
#### ENTRY TRACKING: INTENDED LENGTH OF STAY



#### EXIT TRACKING: REASONS FOR LEAVING



#### EXIT TRACKING: LOCATION OF MOVEMENT



#### EXIT TRACKING: LENGTH OF STAY IN POC





### Bor IDP Camp



### Bor IDP Camp Service Provision Status

Service	Partner	Issue	Impact
Camp Management	ACTED	▪Absent of key services provision like WASH, NFIs and Health due to funding constraint challenges is affecting camp residents a lot.	▪Non static CM presence after March 2021
Education	NRC	▪Support for Education is not enough, only budgeted activities are implemented	
FSL	ACTED/ FSL Team	▪No issues reported by Camp Management Agency	▪Limited capacity at the state hospital to respond to referral
Health		▪No health partner operating in the site since September 2020	▪Poses serious hygiene hazard and epidemic. Residents have resorted to open defecation and surrounding bushes.
Nutrition	Save the Children	▪WASH intervention is needed	▪IDPs receive less than 18 liters of water per person per day
Protection	UNHCR		

Data source: Humanitarian service gaps in former and current PoCs as of April 2021, UNHCR & IOM.