

31-Jul-16

Currently Active

Persons **24,768**

Cases **8,802**

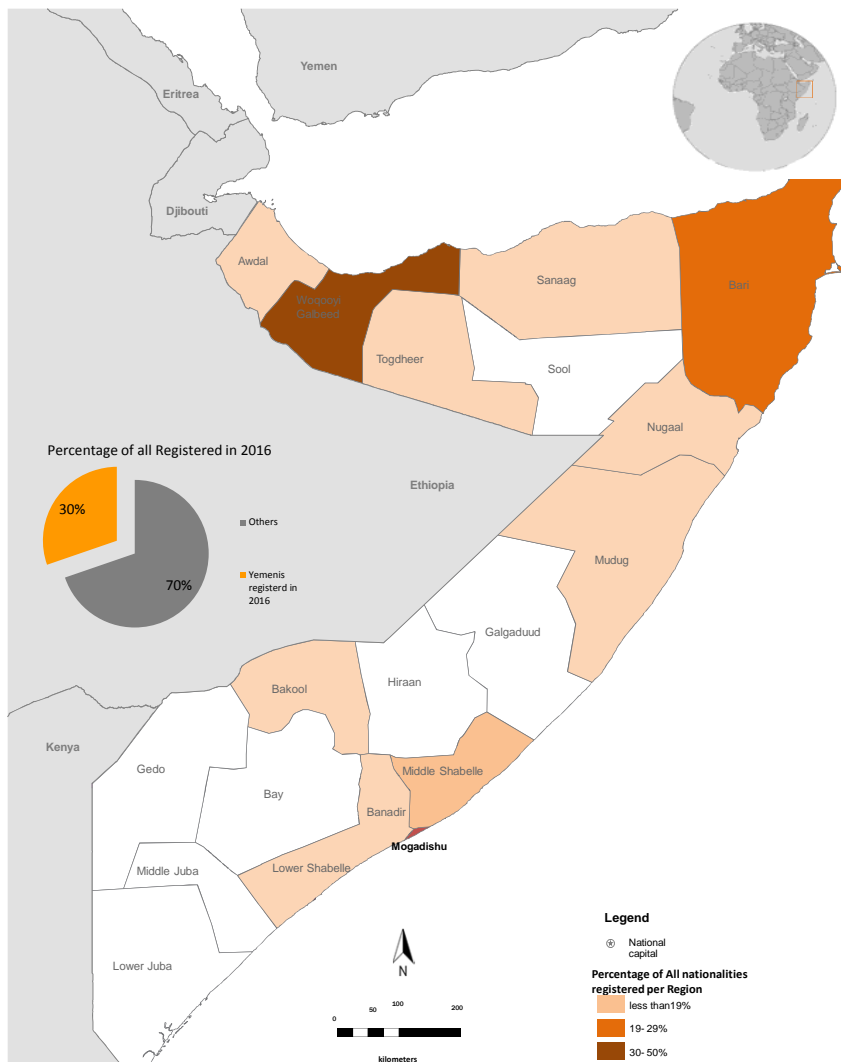
Year of Arrival		
Pre-2006	3,980	16.1%
2006	1,787	7.2%
2007	1,567	6.3%
2008	972	3.9%
2009	912	3.7%
2010	991	4.0%
2011	889	3.6%
2012	710	2.9%
2013	804	3.2%
2014	926	3.7%
2015	9,801	39.6%
2016	1,429	5.8%

Specific Needs		
Serious medical condition	553	2.2%
Single parent	319	1.3%
Disability	277	1.1%
Specific legal and physical protection n	218	0.9%
Torture	170	0.7%
Woman at risk	138	0.6%
Older person at risk	75	0.3%
SGBV	54	0.2%
Child at risk	27	0.1%
Unaccompanied or separated child	21	0.1%

An individual can have more than one specific need

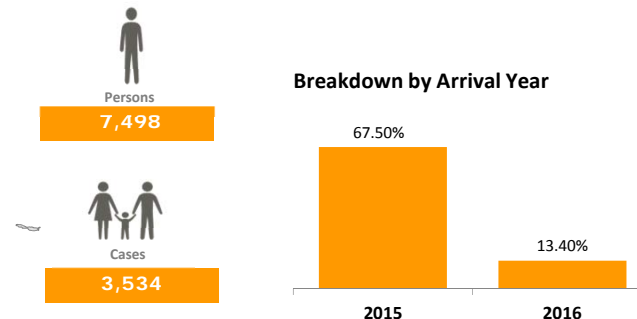
Place of Residence		
Woqooyi Galbeed	12,000	48.4%
Bari	4,693	18.9%
Benadir	1,237	5.0%
Nugaal	630	2.5%
Mudug	261	1.1%
Togdheer	240	1.0%
Awdal	129	0.5%
Sanaag	36	0.1%
Lower Shabelle	24	0.1%
Oromia	15	0.1%
Others	5,503	22.2%

Age & Gender					
Age	0-4	5-11	12-17	18-59	60+
Female	1,424	3,001	1,522	5,853	276
Male	1,461	3,031	1,601	6,236	363
Total	2,885	6,032	3,123	12,089	639
	9.7%	17.9%	13.8%	54.0%	4.5%



Disclaimers: The designations employed and the presentation of material on this map do not imply the expression of any opinion whatsoever on the part of the United Nations High Commissioner for Refugees the legal status of any country, territory, city or area or of its authorities, or concerning the delimitation of its frontiers or boundaries.

Active Registered Yemenies



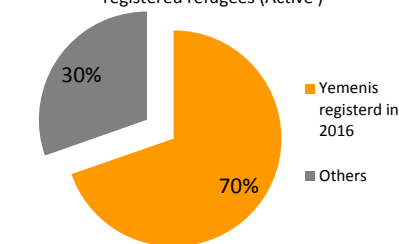
Age & Gender					
Age	0-4	5-11	12-17	18-59	60+
Female	361	630	497	1,657	156
Male	370	712	540	2,395	180
Total	731	1,342	1,037	4,052	336

Place of Residence		
Hargeisa	2,995	39.9%
Bossaso	1,720	22.9%
Mogadishu	997	13.3%
Berbera	144	1.9%
Hargeisa	108	1.4%
Bosaso	106	1.4%
Borama	104	1.4%
Qandala	48	0.6%
Qardho	44	0.6%
Others	1,232	16.4%

Specific Needs		
Serious medical condition	82	1.1%
Disability	64	0.9%
Older person at risk	19	0.3%
Woman at risk	7	0.1%
Specific legal and physical pr	7	0.1%
Single parent	4	0.1%
Unaccompanied or separatec	2	0.0%
Child at risk	1	0.0%

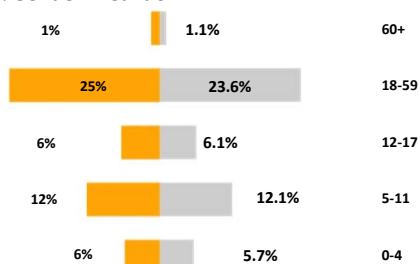
An individual can have more than one specific need

Percentage of Yemenies to the total registered refugees (Active)



Prepared by the UNHCR Somalia Information/Data Management Team
For More Information Contact: abdullsa@unhcr.org

Age & Gender Breakdown



Active registration trend end of Each month

