

FUNDING UPDATE NIGERIA, SOUTH SUDAN, SOMALIA AND YEMEN

Source: Donors and recipient organisations as reported to the Financial Tracking Service fts.unocha.org, 9 May 2017

More than 20 million people in Nigeria, South Sudan, Somalia and Yemen are experiencing famine or a credible risk thereof over the coming six months. To avert a humanitarian catastrophe in the four countries, humanitarian operations require more than **US\$6.3 billion** in 2017. Of this amount **\$4.9 billion** is urgently needed for life-saving assistance in the key areas of food security, health, nutrition, and water, sanitation and hygiene, as these are key sectors of famine response and prevention.

PEOPLE TARGETED FOR IMMEDIATE ASSISTANCE

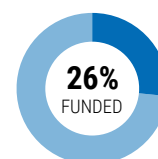
20 MILLION

IMMEDIATE REQUIREMENTS FOR PRIORITY SECTORS

\$ 4.9 BILLION

FUNDING RECEIVED FOR IMMEDIATE REQUIREMENTS

\$ 1.30 B



HUMANITARIAN RESPONSE PLAN (HRP) REQUIREMENTS AND FUNDING

Humanitarian Response Plans are strong, effective and strategic and they represent the common voice of the humanitarian community. They are reliable investments to meet the needs of people affected by crisis.

HUMANITARIAN RESPONSE PLANS

COUNTRY	REQUIREMENTS	FUNDING	% FUNDED
Nigeria	\$1.05 B	\$218.2 M	21%
South Sudan	\$1.64 B	\$445.4 M	26%
Somalia	\$1.51 B ²	\$479.3 M	32%
Yemen	\$2.07 B	\$380 M	18%
TOTAL	\$6.27 B	\$1.52 B	24%

PRIORITY SECTORS WITHIN THE HRPs (Food security, health, nutrition and WASH)

COUNTRY	REQUIREMENTS	FUNDING ¹	% FUNDED
Nigeria	\$734 M	\$162.9 M	22%
South Sudan	\$1.25 B	\$367.2 M ³	29%
Somalia	\$1.21 B ⁴	\$435.3 M	36%
Yemen	\$1.70 B	\$336.0 M	20%
TOTAL	\$4.89 B	\$1.30 B	26%

¹ Includes flexible, unarmarked funding to the HRP priorities in the four countries.

² The 2017 HRP requirements for Somalia have increased from \$864 million to \$1.51 billion due to increased numbers of people in need, severe food insecurity, and famine prevention activities throughout the country.

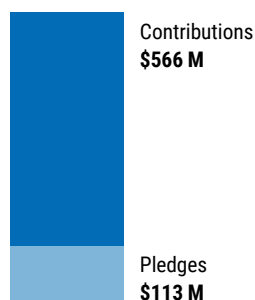
³ Funding figures for South Sudan have decreased since the last update on 27 April due to adjustments made in FTS.

⁴ The priority requirements for Somalia have increased from \$720 million to \$1.21 billion until the end of the year.

TOTAL HUMANITARIAN FUNDING (INCLUDES HRP FUNDING)

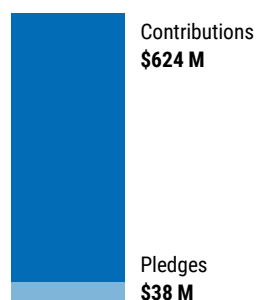
More than **\$2.28 billion** has been contributed/committed (**\$2.01 billion**) or pledged (**\$267 million**) for the four countries facing famine or a credible risk of famine. This amount includes funding for the priority needs laid out in the four UN-coordinated Humanitarian Response Plans.

SOUTH SUDAN



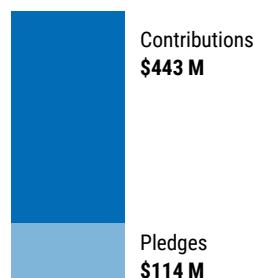
TOTAL
\$679 M

SOMALIA ⁵



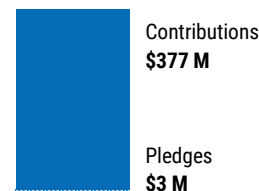
TOTAL
\$662 M

YEMEN



TOTAL
\$557 M

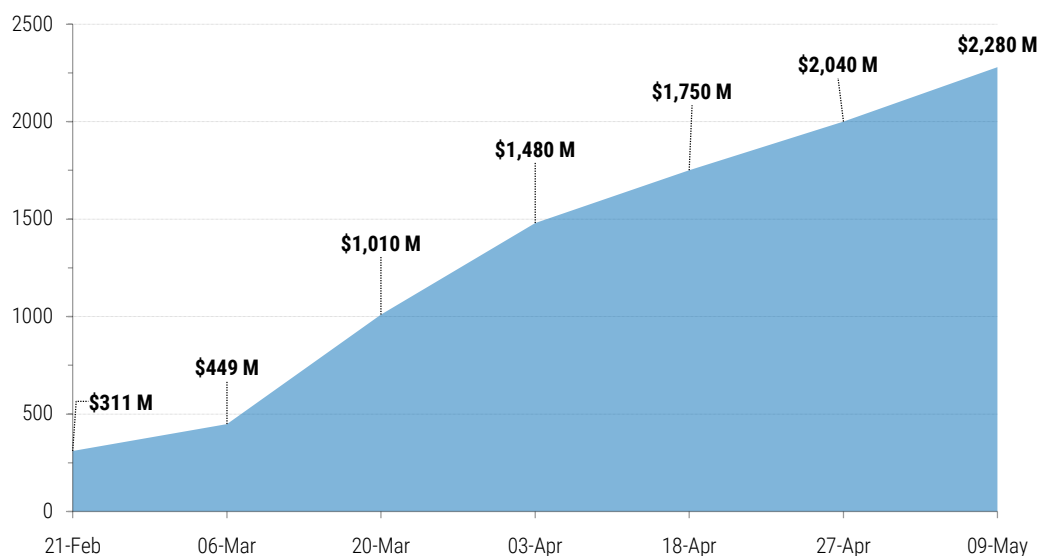
NIGERIA



TOTAL
\$ 380 M

⁵ CERF has also made a loan of \$22 M to FAO for its Somalia operations.

EVOLUTION OF TOTAL CONTRIBUTIONS (FEBRUARY TO MAY 2017)



Funding for famine response and prevention has increased significantly and steadily following the declaration of famine in some parts of South Sudan on **20 February**.

COUNTRY-BASED POOLED FUNDS (CBPFs) (data as of 9 May)

Country-based pooled funds are active in the four affected countries. A total of **\$106 million** in contributions and pledges from fifteen donors have been recorded this year for the four funds.

COUNTRY	TOTAL	CONTRIBUTIONS	PLEDGES	DONORS
Nigeria	\$14.4 M	\$3.9 M	\$10.5 M	Arab Gulf Programme, Belgium, Germany, Luxembourg, Malta, Norway, Sri Lanka, Sweden
South Sudan	\$21.7 M	\$21.7 M	\$0.03 M	Arab Gulf Programme, Australia, Belgium, Germany, Ireland, Luxembourg, Norway, Sri Lanka, Sweden, Switzerland
Somalia	\$25.5 M	\$25.5 M	\$0.03 M	Arab Gulf Programme, Australia, Germany, Ireland, Netherlands, Norway, Sri Lanka, Sweden, Switzerland
Yemen	\$44.2 M	\$44.2 M	\$0.03 M	Arab Gulf Programme, Belgium, Canada, Germany, Ireland, Lithuania, Netherlands, Norway, Republic of Korea, Sri Lanka, Sweden, United Kingdom

Source: Grant Management System (GMS) <https://gms.unocha.org/content/cbpf-contribution> and OCHA South Sudan; includes pledges made at High-Level Pledging Event for the Humanitarian Crisis in Yemen on 25 April.

FUNDING PER DONOR (CONTRIBUTIONS AND PLEDGES AS REPORTED TO FTS) (data as of 9 May)

The following donors have made contributions and pledges to humanitarian partners in one or more of the four affected countries. Many donors have also provided flexible, unearmarked funding to aid agencies' regional or global operations, or to country-based pooled funds (CBPFs). Unearmarked funding given to the Central Emergency Response Fund (CERF) has also enabled humanitarian partners to scale up mitigation measures in response to famine, severe food insecurity and malnutrition in Nigeria, South Sudan, Somalia and Yemen. Donors who have contributed to CBPFs and the CERF are highlighted below. (Note: Totals may not include all pledges made by donors at the Oslo Conference for Nigeria and the Lake Chad Basin on 24 February or at the Yemen High-Level Pledging Conference in Geneva on 25 April if the pledges have not been officially reported to FTS.)

DONOR	TOTAL	CONTRIBUTIONS AND COMMITMENTS	UNCOMMITTED PLEDGES	NIGERIA	SOUTH SUDAN	SOMALIA	YEMEN
United States ⁶	\$540.7 M	\$540.7 M	-	\$138.0 M	\$133.9 M	\$147.4 M	\$121.4 M
United Kingdom	\$340.9 M	\$226.5 M	\$114.4 M	\$14.9 M	\$131.1 M	\$136.4 M	\$58.5 M
ECHO/EU	\$386.6 M	\$386.6 M	-	\$87.1 M	\$98.8 M	\$124.7 M	\$76.0 M
CERF	\$95.5 M	\$70.5 M	\$25.0 M	\$22.0 M	\$15.5 M	\$33.0 M	\$25.0 M
Canada	\$93.5 M	\$93.5 M	-	\$20.5 M	\$31.5 M	\$16.2 M	\$25.3 M
Japan	\$92.3 M	\$92.3 M	-	\$9.4 M	\$19.0 M	\$24.3 M	\$39.5 M
Sweden ^{6,7}	\$77.3 M	\$77.3 M	-	\$18.9 M	\$15.5 M	\$23.5 M	\$19.3 M
Norway ⁶	\$67.2 M	\$10.1 M	\$57.1	\$19.0 M	\$23.6 M	\$18.4 M	\$20.4 M
Denmark ⁶	\$72.1 M	\$72.1 M	-	\$3.1 M	\$25.0 M	\$28.9 M	\$15.2 M
Private	\$65.1 M	\$13.1 M	\$52.0 M	\$0.4 M	\$17.3 M	\$15.0 M	\$32.4 M
China	\$51.1 M	\$51.1 M	-	\$12.3 M	\$19.5 M	\$10.0 M	\$9.3 M
Germany ^{6,7}	\$81.8 M	\$81.8 M	-	\$26.7 M	\$17.8 M	\$12.5 M	\$24.7 M
Switzerland ^{6,7}	\$41.8 M	\$41.8 M	-	\$8.3 M	\$12.0 M	\$11.6 M	\$8.5 M
Australia ^{6,7}	\$25.8 M	\$25.8 M	-	-	\$12.9 M	\$12.9 M	-
Saudi Arabia	\$24.5 M	\$24.5 M	-	-	-	\$2.4 M	\$22.1 M

DONOR	TOTAL	CONTRIBUTIONS AND COMMITMENTS	UNCOMMITTED PLEDGES	NIGERIA	SOUTH SUDAN	SOMALIA	YEMEN
Finland ⁶	\$17.7 M	\$17.7 M	-	\$2.1 M	\$8.1 M	\$5.8 M	\$1.6 M
Rep. of Korea ^{6,7,8}	\$11.0 M	\$0.5 M	\$10.5 M	\$3.1 M	\$2.6 M	\$2.6 M	\$2.6 M
Netherlands ^{6,7}	\$10.7 M	\$10.7 M	-	-	\$6.4 M	\$4.3 M	-
Ireland ^{6,7}	\$13.4 M	\$13.4 M	-	-	\$5.7 M	\$3.5 M	\$4.2 M
Italy	\$7.7 M	\$7.7 M	-	-	-	\$3.4 M	\$4.3 M
World Bank	\$3.4 M	\$3.4 M	-	-	-	-	\$3.4 M
Austria	\$3.2 M	\$3.2 M	-	-	\$1.6 M	-	\$1.6 M
Qatar	\$2.1M	\$2.1 M	-	-	-	\$0.8 M	\$1.3 M
Belgium ⁷	\$1.7 M	\$1.7 M	-	\$0.5 M	\$0.8 M	\$0.1 M	\$0.3 M
Russia	\$1.0 M	\$1.0 M	-	-	-	-	\$1.0 M
Pakistan ⁶	\$1.0 M	-	\$1.0 M	-	-	-	\$1.0 M
Kuwait ⁶	\$0.9 M	\$0.9 M	-	-	-	\$0.9 M	-
New Zealand ⁶	\$0.7 M	\$0.7 M	-	-	\$0.7 M	-	-
Luxembourg ^{6,7}	\$0.6 M	\$0.6 M	-	\$0.3 M	\$0.3 M	-	-
Czech Republic ⁶	\$0.4 M	\$0.3 M	-	\$0.1 M	\$0.2 M	-	-
Liechtenstein ⁶	\$0.3 M	\$0.3 M	-	-	\$0.1 M	\$0.1 M	\$0.1 M
Botswana	\$0.1 M	-	\$0.1 M	-	-	\$0.1 M	-
Malta ⁷	\$0.03 M	\$0.03 M	-	\$0.03 M	-	-	-
Lithuania	\$0.04 M	\$0.01 M	-	\$0.01 M	\$0.01 M	-	\$0.02 M
Andorra	\$15,924	\$15,924	-	-	-	-	\$15,924
Sri Lanka ^{6,7}	\$5,000	\$5,000	-	d\$1,250	\$1,250	-	\$1,250
Other ⁹	\$145.5 M	\$145.5 M	-	\$6.7 M	\$83.0 M	\$25.9 M	\$29.9 M

⁶ Donor has made a contribution to one or more of the affected countries and to CERF. In addition, the following donors contributed to the affected countries through their early 2017 contributions to CERF: Belgian Government of Flanders, Chile, Estonia, Iceland, India, Monaco, Myanmar, Peru, Portugal, Sovereign Military Order of Malta, Thailand, and the United Arab Emirates.

⁷ Donor has made a contribution to a country-based pooled fund in one or more of the affected countries.

⁸ Breakdown per country to be confirmed.

⁹ Includes allocation of unearmarked funds by UN agencies, carry-over, and other income.

Reporting contributions through FTS enhances transparency and accountability, and gives us the opportunity to recognize generous contributions. It helps us to identify crucial funding gaps. Please report contributions to fts@un.org or by completing the online form at fts.unocha.org.

For any inquiries please contact: Ms. Julie Thompson thompson8@un.org or Ms. Esty Sutyoko sutyoko@un.org, Partnerships and Resource Mobilization Branch (PRMB), OCHA Geneva