

More than 20 million people in Nigeria, South Sudan, Somalia and Yemen are experiencing famine or a credible risk thereof over the coming six months. To avert a humanitarian catastrophe in the four countries, humanitarian operations require more than **US\$6.3 billion** in 2017. Of this amount **\$4.9 billion** is urgently needed for life-saving assistance in the key areas of food security, health, nutrition, and water, sanitation and hygiene, as these are key sectors of famine response and prevention.

PEOPLE TARGETED FOR IMMEDIATE ASSISTANCE

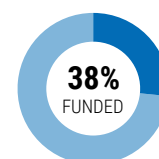
20 MILLION

IMMEDIATE REQUIREMENTS FOR PRIORITY SECTORS

\$ **4.9** BILLION

FUNDING RECEIVED FOR IMMEDIATE REQUIREMENTS

\$ **1.9** B



HUMANITARIAN RESPONSE PLAN (HRP) REQUIREMENTS AND FUNDING

Humanitarian Response Plans are strong, effective and strategic and they represent the common voice of the humanitarian community. They are reliable investments to meet the needs of people affected by crisis.

The following is a snapshot of funding for the four HRPs and the priority sectors within them. For real-time information on the funding status of the HRPs, see: <https://fts.unocha.org/appeals/overview/2017>

For real-time information on the funding status of the priority sectors, see: http://interactive.unocha.org/emergency/2017_famine/

HUMANITARIAN RESPONSE PLANS

COUNTRY	REQUIREMENTS	FUNDING	% FUNDED
Nigeria	\$1.05 B	\$296.7 M	28%
South Sudan	\$1.64 B	\$777.1 M	47%
Somalia	\$1.51 B ¹	\$542.1 M	36%
Yemen	\$2.07 B	\$588.4 M	29%
TOTAL	\$6.27 B	\$2.20 B	35%

PRIORITY SECTORS WITHIN THE HRPs (Food security, health, nutrition and WASH)

COUNTRY	REQUIREMENTS	FUNDING ²	% FUNDED
Nigeria	\$734 M	\$235.2 M	32%
South Sudan	\$1.25 B	\$600.3 M	48%
Somalia	\$1.21 B ³	\$491.1 M	41%
Yemen	\$1.70 B	\$528.6 M	31%
TOTAL	\$4.89 B	\$1.86 B	38%

¹ The 2017 HRP requirements for Somalia increased from \$864 million to \$1.51 billion in May due to higher numbers of people in need, severe food insecurity, and famine prevention activities throughout the country.

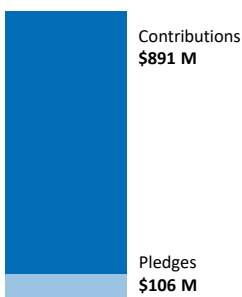
² Includes flexible, unearmarked funding to the HRP priorities in the four countries.

³ The priority requirements for Somalia increased in May from \$720 million to \$1.21 billion until the end of the year.

TOTAL HUMANITARIAN FUNDING (INCLUDES HRP FUNDING)

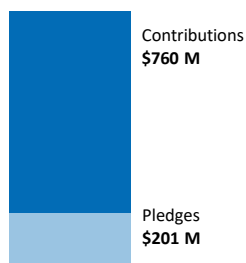
More than **\$3.16 billion** has been contributed/committed (**\$2.80 billion**) or pledged (**\$356 million**) for the four countries facing famine or a credible risk thereof. This amount includes funding for the priority needs laid out in the four UN-coordinated Humanitarian Response Plans.

SOUTH SUDAN



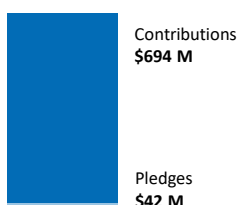
TOTAL
\$997 M

YEMEN



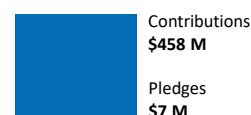
TOTAL
\$961 M

SOMALIA ⁴



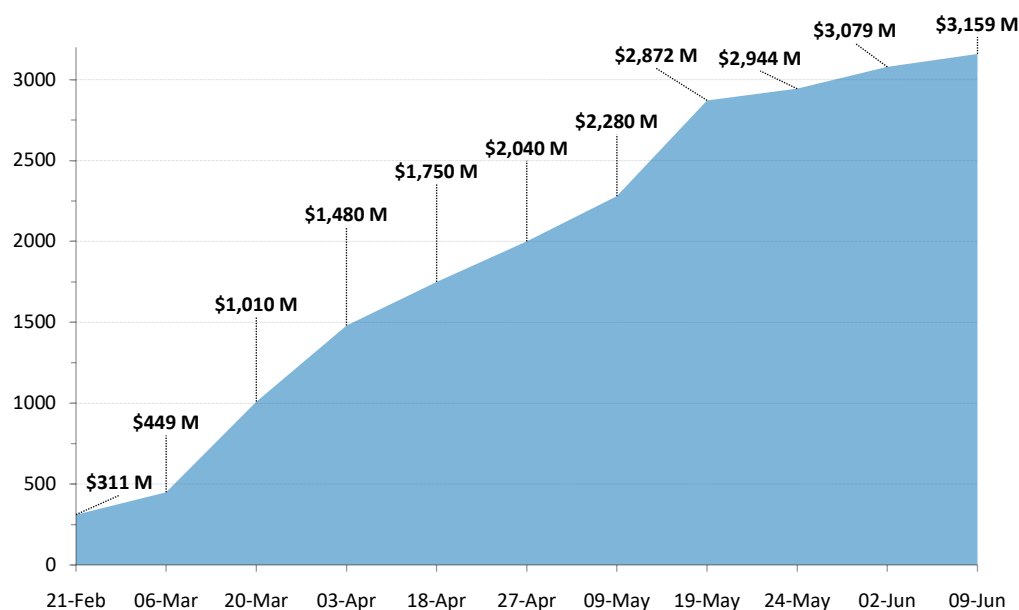
TOTAL
\$736 M

NIGERIA



TOTAL
\$465 M

EVOLUTION OF TOTAL CONTRIBUTIONS AND PLEDGES (FEBRUARY TO JUNE 2017)



Funding for famine response and prevention increased significantly and steadily following the declaration of famine in some parts of South Sudan on **20 February** until mid-May. Since that time, commitments and disbursements have slowed, despite additional funding announced by many donors.

COUNTRY-BASED POOLED FUNDS (CBPFs) (data as of 9 June)

Country-based pooled funds are active in the four affected countries. A total of **\$121 million** in contributions and pledges from seventeen donors have been recorded this year for the four country-based pooled funds. In Yemen, the Humanitarian Fund (HF) is currently allocating \$50 million to address the immediate causes of food insecurity and malnutrition and as well as \$10 million for the cholera response. The Somalia HF has completed an allocation of \$26 million in response to the worsening drought and is in the final stage of reviewing proposals towards another \$6.5 million allocation. Meanwhile, in South Sudan, the HF is finalizing a \$23 million allocation for the most critical frontline activities included within the 2017 HRP, prioritizing locations where humanitarian needs are most severe, such as the two famine-affected counties. The Nigeria HF is currently working through its first allocation for \$10 million.

COUNTRY	TOTAL	CONTRIBUTIONS	PLEDGES	DONORS
Nigeria	\$20.3 M	\$12.1 M	\$8.2 M	Arab Gulf Programme, Azerbaijan, Belgium, Germany, Luxembourg, Malta, Norway, Republic of Korea, Sri Lanka, Sweden
South Sudan	\$25.7 M	\$21.7 M	\$4.0 M	Arab Gulf Programme, Australia, Belgium, Germany, Ireland, Luxembourg, Norway, Sri Lanka, Sweden, Switzerland
Somalia	\$25.5 M	\$25.5 M	\$0.03 M	Arab Gulf Programme, Australia, Germany, Ireland, Netherlands, Norway, Sri Lanka, Sweden, Switzerland
Yemen	\$49.3 M	\$49.2 M	\$0.38 M	Arab Gulf Programme, Azerbaijan, Belgium, Canada, Germany, Ireland, Lithuania, Netherlands, Norway, Republic of Korea, Sri Lanka, Sweden, United Kingdom

Source: Grant Management System (GMS) <https://gms.unocha.org/content/cbpf-contribution> and OCHA South Sudan; includes pledges made at High-Level Pledging Event for the Humanitarian Crisis in Yemen on 25 April.

FUNDING PER DONOR (CONTRIBUTIONS AND PLEDGES AS REPORTED TO FTS) (data as of 9 June)

The following donors have made contributions and pledges to humanitarian partners in one or more of the four affected countries. Many donors have also provided flexible, unearmarked funding to aid agencies' regional or global operations, or to country-based pooled funds (CBPFs). Unearmarked funding given to the Central Emergency Response Fund (CERF) has also enabled humanitarian partners to scale up mitigation measures in response to famine, severe food insecurity and malnutrition in Nigeria, South Sudan, Somalia and Yemen. Donors who have contributed to CBPFs and the CERF are highlighted below. (Note: Totals may not include all pledges made by donors at the Oslo Conference for Nigeria and the Lake Chad Basin on 24 February, the Yemen High-Level Pledging Event in Geneva on 25 April, or other public announcements if the pledges or announcements have not been officially reported to FTS.)

DONOR	TOTAL	CONTRIBUTIONS AND COMMITMENTS	UNCOMMITTED PLEDGES	NIGERIA	SOUTH SUDAN	SOMALIA	YEMEN
United States ⁵	\$610.4 M	\$620.4 M	-	\$154.8 M	\$145.7 M	\$163.7 M	\$146.3 M
United Kingdom	\$417.6 M	\$348.1 M	\$69.6 M	\$16.2 M	\$136.3 M	\$142.9 M	\$122.3 M
ECHO/EU	\$406.3 M	\$399.4 M	\$7.06 M	\$97.5 M	\$99.3 M	\$129.5 M	\$80.0 M
Saudi Arabia	\$230.3 M	\$80.3 M	\$150.0 M	-	-	\$2.4 M	\$227.9 M
Germany ^{5,6}	\$103.9 M	\$103.9 M	-	\$42.5 M	\$18.9 M	\$14.4 M	\$28.1 M
World Bank	\$103.2 M	\$98.4 M	\$4.8 M	-	-	\$39.8 M	\$63.4 M
CERF	\$95.5 M	\$95.5M	-	\$22.0 M	\$15.5 M	\$33.0 M	\$25.0 M
Canada	\$95.0 M	\$95.0 M	-	\$20.5 M	\$31.8 M	\$17.4 M	\$25.3 M
Sweden ^{5,6}	\$94.6 M	\$94.6 M	-	\$27.1 M	\$16.2 M	\$24.0 M	\$27.2 M
Norway ⁵	\$94.0 M	\$36.9 M	\$57.1 M	\$10.8 M	\$30.9 M	\$19.7 M	\$36.6 M
Japan	\$88.0 M	\$88.0 M	-	\$9.4 M	\$18.4 M	\$20.7 M	\$39.5 M
Private	\$81.4 M	\$29.4 M	\$52.0 M	\$3.6 M	\$22.6 M	\$17.7 M	\$37.6 M
Denmark ⁵	\$72.5 M	\$72.5 M	-	\$3.0 M	\$28.9 M	\$25.0 M	\$15.7 M
China	\$51.1 M	\$51.1 M	-	\$12.3 M	\$19.5 M	\$10.0 M	\$10.0 M
Switzerland ^{5,6}	\$50.3 M	\$50.3 M	-	\$11.8 M	\$17.9 M	\$11.7 M	\$8.9 M

DONOR	TOTAL	CONTRIBUTIONS AND COMMITMENTS	UNCOMMITTED PLEDGES	NIGERIA	SOUTH SUDAN	SOMALIA	YEMEN
Australia ⁵	\$33.2 M	\$33.2 M	-	-	\$12.9 M	\$12.9 M	\$7.4 M
Netherlands ^{5,6}	\$22.4 M	\$22.4 M	-	-	\$11.7 M	\$4.3 M	\$6.4 M
Finland ⁵	\$14.5 M	\$14.5 M	-	\$2.1 M	\$4.9 M	\$5.8 M	\$1.6 M
Rep. of Korea ^{5,6,7}	\$14.5 M	\$4.0 M	\$10.5 M	\$4.6 M	\$2.6 M	\$2.6 M	\$4.6 M
Ireland ^{5,6}	\$12.5 M	\$12.5 M	-	-	\$5.7 M	\$3.5 M	\$4.3 M
Italy	\$10.9 M	\$10.9 M	-	\$3.3 M	-	\$3.4 M	\$4.3 M
New Zealand ⁵	\$4.0 M	\$4.0 M	-	\$1.1 M	\$1.1 M	\$0.8 M	\$1.1 M
Austria	\$3.7 M	\$3.7 M	-	-	\$1.6 M	-	\$2.1 M
Luxembourg ^{5,6}	\$2.8 M	\$2.8 M	-	\$0.5 M	\$0.7 M	\$1.2 M	\$0.3 M
France	\$2.6 M	\$2.6 M	-	\$1.2 M	\$0.5 M	-	\$0.9 M
Qatar	\$2.1 M	\$2.1 M	-	-	-	\$0.8 M	\$1.3 M
Belgium ⁶	\$1.7 M	\$1.7 M	-	\$0.5 M	\$0.8 M	\$0.1 M	\$0.3 M
Russia ⁵	\$1.0 M	\$1.0 M	-	-	-	-	\$1.0 M
Pakistan ⁵	\$1.0 M	-	\$1.0 M	-	-	-	\$1.0 M
Czech Republic ⁵	\$0.8 M	\$0.8 M	-	\$0.1 M	\$0.2 M	\$0.1 M	\$0.4 M
Liechtenstein ⁵	\$0.3 M	\$0.3 M	-	-	\$0.1 M	\$0.1 M	\$0.1 M
Monaco	\$0.3 M	\$0.3 M	-	\$0.3 M	-	-	-
Botswana	\$0.1 M	-	-	-	-	\$0.1 M	-
Azerbaijan	\$0.07 M	\$0.07 M	-	\$0.013 M	-	-	\$0.06 M
Lithuania	\$0.04 M	\$0.04 M	-	\$0.01 M	\$0.01 M	-	\$0.02 M
Slovenia	\$0.03 M	\$0.03 M	-	-	-	-	\$0.03 M
Malta ⁶	\$0.03 M	\$0.03 M	-	\$0.03 M	-	-	-
Andorra	\$15,924	\$15,924	-	-	-	-	\$15,924
Sri Lanka ^{5,6}	\$5,000	\$5,000	-	\$1,250	\$1,250	-	\$1,250
Other ⁸	\$426.3 M	\$426.3 M	-	\$19.3 M	\$350.3 M	\$26.8 M	\$29.9 M

⁵ Donor has made a contribution to one or more of the affected countries and to CERF. In addition, the following donors contributed to the affected countries through their early 2017 contributions to CERF: Belgian Government of Flanders, Chile, Estonia, Iceland, India, Monaco, Myanmar, Peru, Portugal, Sovereign Military Order of Malta, Thailand, and the United Arab Emirates.

⁶ Donor has made a contribution to a country-based pooled fund in one or more of the affected countries.

⁷ Breakdown per country to be confirmed.

⁸ Includes allocation of unearmarked funds by UN agencies, carry-over, and other income.

Reporting contributions through FTS enhances transparency and accountability, and gives us the opportunity to recognize generous contributions. It helps us to identify crucial funding gaps. Please report contributions to fts@un.org or by completing the online form at fts.unocha.org.

For any inquiries please contact: Ms. Julie Thompson thompson8@un.org or Ms. Esty Sutyoko sutyoko@un.org, Partnerships and Resource Mobilization Branch (PRMB), OCHA Geneva