

# CCCM/ SHELTER/ NFI Cluster Analysis Report (CAR) - Central Rakhine and Chin, Myanmar

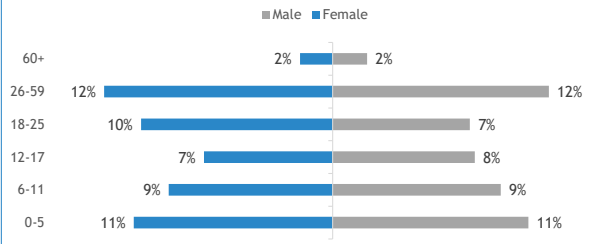
January - March 2021

# IDP locations: **24**    # IDPs: **134,611**    # IDP HH: **24,804**

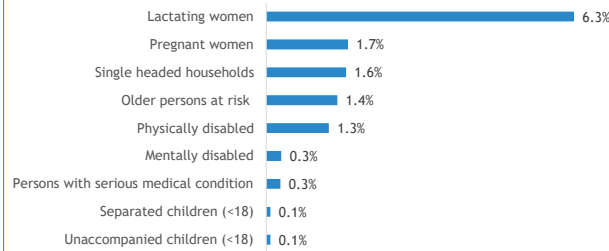
## # Households (HH) and IDPs by camp/ host community

Township	Camp name	Responsible agency	Site type	# Households	# IDPs
Kyaukpyu	Kyauk Ta Lone	UNHCR	Planned camp	334	1,001
Kyauktaw	Nidin*	UNHCR	Self-settled camp	85	546
Myebon	Taung Paw*	RI	Planned camp	716	2,920
Pauktaw	Ah Nauk Ywe	LWF	Planned camp	1,115	5,164
	Kyein Ni Pyin*	DRC	Planned camp	1,309	6,239
	Nget Chaung 1	LWF	Planned camp	1,059	4,970
	Nget Chaung 2	LWF	Planned camp	982	4,812
	Sin Tet Maw	DRC	Planned camp	682	2,578
Sittwe	Basare	LWF	Planned camp	380	2,424
	Baw Du Pha (IDPs in host family)	UNHCR	Host community	41	226
	Baw Du Pha 1	DRC	Planned camp	1,012	5,033
	Baw Du Pha 2	DRC	Planned camp	1,333	7,623
	Dar Pai	DRC	Planned camp	1,850	10,962
	Dar Pai (IDPs in host family)	UNHCR	Host community	518	2,951
	Khaung Doke Khar 1	LWF	Planned camp	392	2,443
	Khaung Doke Khar 2	LWF	Planned camp	400	2,242
	Maw Ti Ngar	NRC	Planned camp	657	3,905
	Ohn Taw Chay	DRC	Planned camp	777	4,699
	Ohn Taw Gyi (North)	DRC	Planned camp	2,647	14,596
	Ohn Taw Gyi (South)	LWF	Planned camp	2,260	11,955
	Say Tha Mar Gyi	DRC	Planned camp	2,678	14,713
	Thae Chaung	LWF	Self-settled camp	2,062	12,491
	Thet Kae Pyin	NRC	Planned camp	1,019	7,176
	Thet Kae Pyin (IDPs in host family)	UNHCR	Host community	496	2,942
	<b>Grand Total</b>				<b>24,804</b>

## Age and sex breakdown of IDP camp population



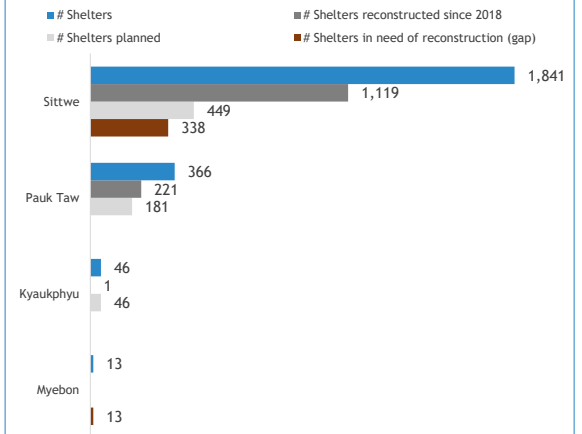
## Persons with specific needs in IDP camps (13% of individuals)



# Shelters in camps: **2,266**    # Shelters planned: **676**

# Shelters reconstructed since 2018: **1,341**    # Shelters in need of reconstruction (gap): **351**

## Status of shelter units in IDP camps by Township



## # HH and IDPs in AA-MAF conflict displacement sites\*\*

# displacement sites: **125**    # IDPs: **57,086**    # IDP HH: **14,123**

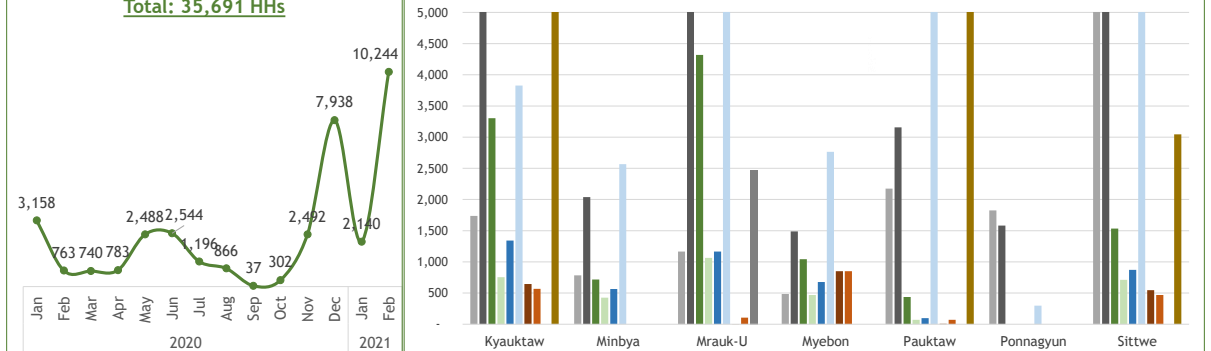
Township	# displacement sites	# HH	# Males	# Females	# Individuals
Ann	9	1,165	2,358	2,491	4,849
Kyauktaw	19	3,732	6,877	8,447	15,324
Minbya	11	733	1,281	1,736	3,017
Mrauk-U	26	5,687	10,188	12,625	22,813
Myebon	11	1,017	1,869	1,893	3,762
Pauktaw	3	38	69	68	137
Ponnagyun	14	653	1,469	1,503	2,972
Sittwe	32	1,098	1,841	2,371	4,212
<b>Grand Total</b>	<b>125</b>	<b>14,123</b>	<b>25,952</b>	<b>31,134</b>	<b>57,086</b>

## # NFI items distributed to AA-MAF conflict displacement sites and Camps by Township (table and graph) - items included in Core NFI kit underlined in table

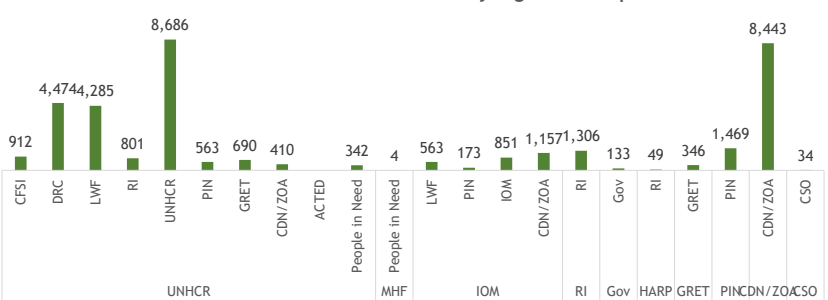
Township	Mosquito nets	Blankets	Tarpaulins	Jerry Cans	Buckets	Sleeping Mats	Solar Lanterns	Cooking stoves	Fuel (HH)	Face mask
Kyauktaw	1,738	8,434	3,305	755	1,343	3,826	645	568		5,584
Minbya	784	2,038	718	425	566	2,566				
Mrauk-U	1,166	5,800	4,317	1,063	1,165	6,195	1	106	2,475	
Myebon	484	1,489	1,043	469	676	2,764	851	851		
Pauktaw	2,176	3,158	438	70	97	5,184	8	72		16,384
Ponnagyun	1,824	1,582				297				
Sittwe	17,276	18,592	1,535	712	871	37,882	545	468		3,045
<b>Grand Total</b>	<b>25,448</b>	<b>41,093</b>	<b>11,356</b>	<b>3,494</b>	<b>4,718</b>	<b>58,714</b>	<b>2,050</b>	<b>2,065</b>	<b>2,475</b>	<b>25,013</b>

## # HH reached with NFI distributions by month

Total: 35,691 HHs



## # HH reached with NFI distributions by organisation/ partner



\*Camps declared closed by The de facto authority where the HCT position applies , \*\*State Administration Council (Rakhine) figures , 31 March 2021

Sources: CCCM, Shelter/NFI Cluster Partners & UNHCR, and RSG list. For further information please contact Remo Fambri (fambri@unhcr.org), CCCM/Shelter Officer, UNHCR Sittwe