

# CCCM/ SHELTER/ NFI Cluster Analysis Report (CAR) - Central Rakhine and Chin, Myanmar

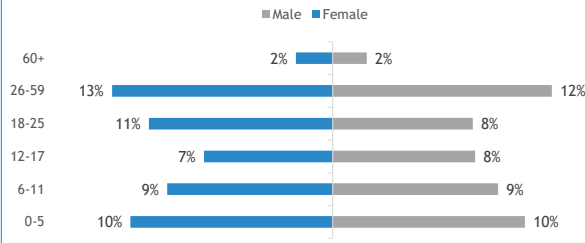
October - December 2020

# IDP locations: **24**    # IDPs: **134,098**    # IDP HH: **24,833**

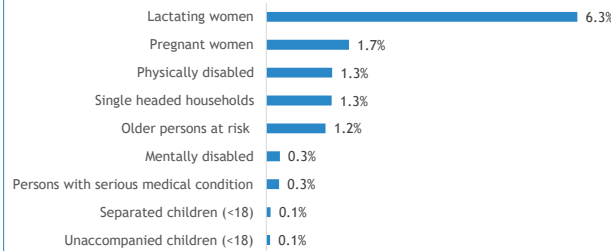
## # Households (HH) and IDPs by camp/ host community

Township	Camp name	Responsible agency	Site type	# Households	# IDPs
Kyaukpyu	Kyauk Ta Lone	UNHCR	Planned camp	363	1,010
Kyauktaw	Nidin*	UNHCR	Self-settled camp	85	546
Myebon	Taung Paw*	RI	Planned camp	716	2,920
Pauktaw	Ah Nauk Ywe	LWF	Planned camp	1,115	5,123
	Kyein Ni Pyin*	DRC	Planned camp	1,309	6,196
	Nget Chaung 1	LWF	Planned camp	1,059	4,933
	Nget Chaung 2	LWF	Planned camp	982	4,793
	Sin Tet Maw	DRC	Planned camp	682	2,564
Sittwe	Basare	LWF	Planned camp	380	2,411
	Baw Du Pha	UNHCR	Host community	41	226
	Baw Du Pha 1	DRC	Planned camp	1,012	5,005
	Baw Du Pha 2	DRC	Planned camp	1,333	7,598
	Dar Pai	DRC	Planned camp	1,850	10,933
	Dar Pai	UNHCR	Host community	518	2,951
	Khaung Doke Khar 1	LWF	Planned camp	392	2,427
	Khaung Doke Khar 2	LWF	Planned camp	400	2,233
	Maw Ti Ngar	NRC	Planned camp	657	3,895
	Ohn Taw Chay	DRC	Planned camp	777	4,668
	Ohn Taw Gyi (North)	DRC	Planned camp	2,647	14,582
	Ohn Taw Gyi (South)	LWF	Planned camp	2,260	11,908
	Say Tha Mar Gyi	DRC	Planned camp	2,678	14,643
	Thae Chaung	LWF	Self-settled camp	2,062	12,447
	Thet Kae Pyin	NRC	Planned camp	1,019	7,144
	Thet Kae Pyin	UNHCR	Host community	496	2,942
	<b>Grand Total</b>				<b>24,833</b>

## Age and sex breakdown of IDP camp population



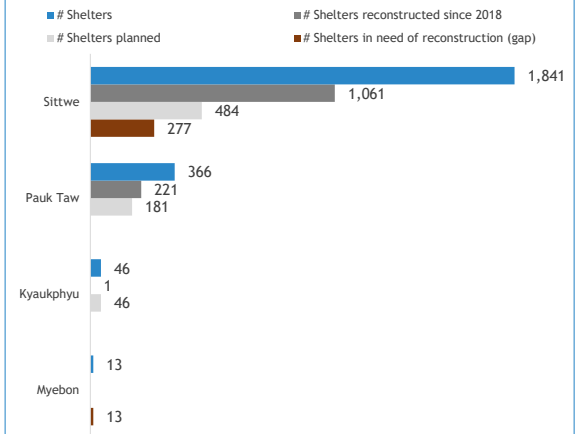
## Persons with specific needs in IDP camps (13% of individuals)



# Shelters in camps: **2,269**    # Shelters planned: **711**

# Shelters reconstructed since 2018: **1,283**    # Shelters in need of reconstruction (gap): **290**

## Status of shelter units in IDP camps by Township



## # HH and IDPs in AA-MAF conflict displacement sites\*\*

# displacement sites: **136**    # IDPs: **61,103**    # IDP HH: **15,203**

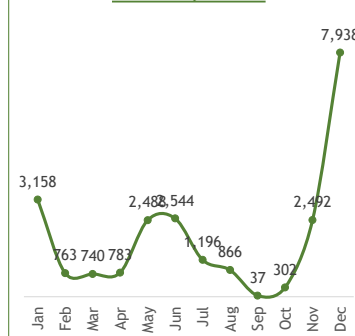
Township	# displacement sites	# HH	# Males	# Females	# Individuals
Ann	12	1,151	2,404	2,576	4,980
Kyauktaw	20	3,984	7,355	8,858	16,213
Minbya	15	1,039	1,754	2,374	4,128
Mrauk-U	26	5,722	10,249	12,697	22,946
Myebon	12	1,107	1,867	2,086	3,953
Pauktaw	4	138	214	289	503
Ponnagyun	14	723	1,584	1,660	3,244
Sittwe	33	1,339	2,197	2,939	5,136
<b>Grand Total</b>	<b>136</b>	<b>15,203</b>	<b>27,624</b>	<b>33,479</b>	<b>61,103</b>

## # NFI items distributed to AA-MAF conflict displacement sites and Camps by Township (table and graph) - items included in Core NFI kit underlined in table

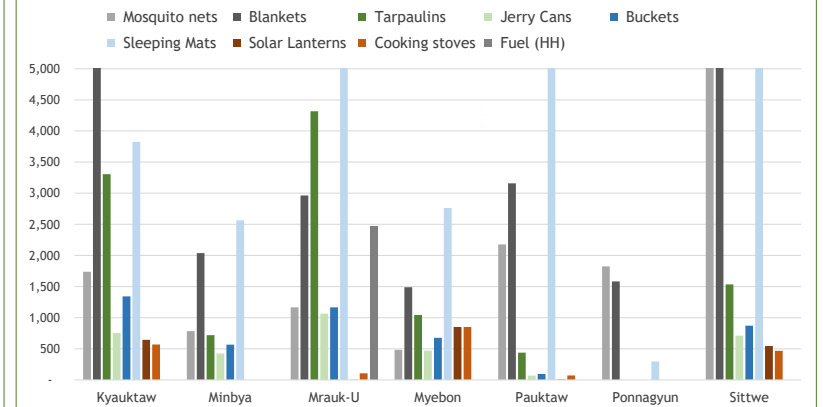
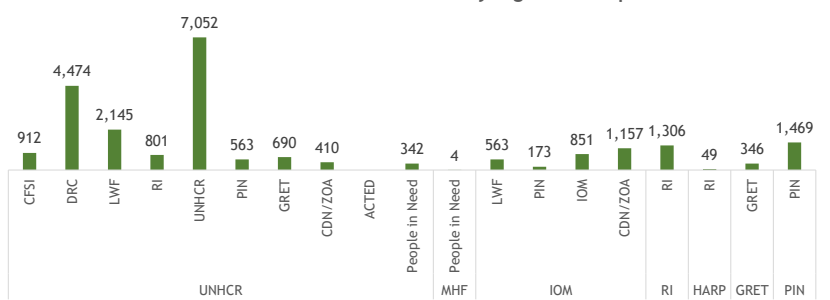
Township	Mosquito nets	Blankets	Tarpaulins	Jerry Cans	Buckets	Sleeping Mats	Solar Lanterns	Cooking stoves	Fuel (HH)
Kyauktaw	1,738	8,434	3,305	755	1,343	3,826	645	568	
Minbya	784	2,038	718	425	566	2,566			
Mrauk-U	1,166	2,962	4,317	1,063	1,165	6,195	1	106	2,475
Myebon	484	1,489	1,043	469	676	2,764	851	851	
Pauktaw	2,176	3,158	438	70	97	5,184	8	72	
Ponnagyun	1,824	1,582				297			
Sittwe	12,174	11,742	1,535	712	871	27,994	545	468	
<b>Grand Total</b>	<b>20,346</b>	<b>31,405</b>	<b>11,356</b>	<b>3,494</b>	<b>4,718</b>	<b>48,826</b>	<b>2,050</b>	<b>2,065</b>	<b>2,475</b>

## # HH reached with NFI distributions by month

Total: 23,307 HH



## # HH reached with NFI distributions by organisation/ partner



\*Camps declared closed by the Government where the HCT position applies. \*\*Rakhine State Government (RSG) figures, 4 October 2020  
Sources: CCCM, Shelter/NFI Cluster Partners & UNHCR, and RSG list. For further information please contact Remo Fambri (fambri@unhcr.org), CCCM/Shelter Officer, UNHCR Sittwe