

OVERVIEW

In October, humanitarian partners continued to face access challenges in multiple locations across South Sudan. Out of the 116 access incidents reported, 60 involved violence against personnel or assets. The number of incidents in Central Equatoria substantially increased, with 42 reported in October compared to 24 in September, with 36 incidents reported in Juba County alone. Authorities continued to interfere with the delivery of humanitarian assistance to people in need through denial of humanitarian access in Liwolo, Kajo-Keji County, areas outside Yei and Mundri towns, and Gunyoro in Torit County. Local authorities in various locations demanded involvement in NGO staff recruitment and procurement processes.

IMPACT

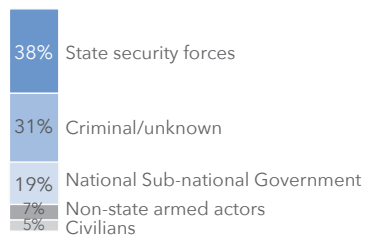
Access restrictions continued to hamper humanitarian operations and organizations' ability to reach people in need in multiple locations, often due to armed actors contradicting assurances given by authorities. In Rubkona, the authorities forced the suspension of water, sanitation and hygiene activities after a partner declined to comply with a directive to employ community volunteers. The suspension affected delivery of services to over 51,000 people in Bentiu and Rubkona towns. In Juba, authorities issued a circular announcing new work permit rates of up to \$4,000 per permit per year, which could see nearly \$7 million, meant for people in need, diverted to fees. During the month, fighting forced the relocation of 63 aid workers from Guit, Koch, and Kajo-Keji counties, greatly disrupting life-saving response. During fighting in Nimni, Guit County, NGO compounds, health and nutrition facilities were looted and vandalized, and a food distribution exercise, targeting over 1,700 people, was suspended.

Summary

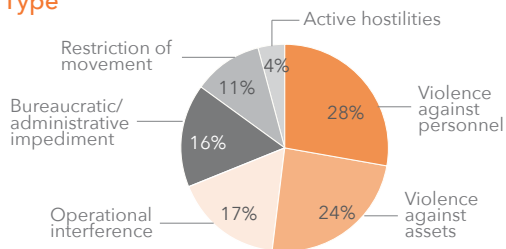
116 incidents reported in October 2017

52% of the incidents involved violence against humanitarian personnel or assets

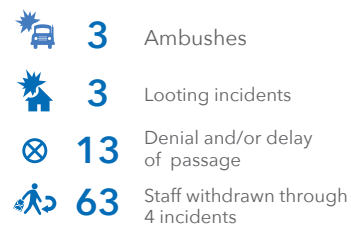
Attributed to



Type

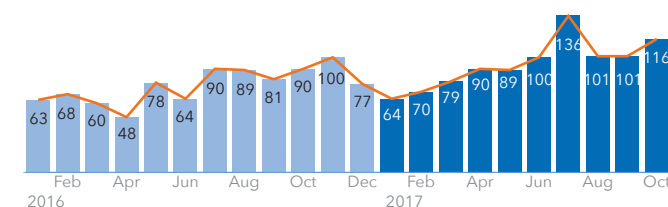


Key data

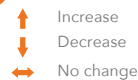


Trend

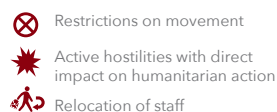
(January 2016 - October 2017)



Number of incidents by state



Access constraint



Number of incidents by county

