

South Sudan - Refugees Statistics

as of 31 July 2017

KEY FIGURES

275,187
total refugee population

99%
Living in camps and settlements

271,283

82%
Are Women and Children

65,376
Households

1%
Living in urban areas

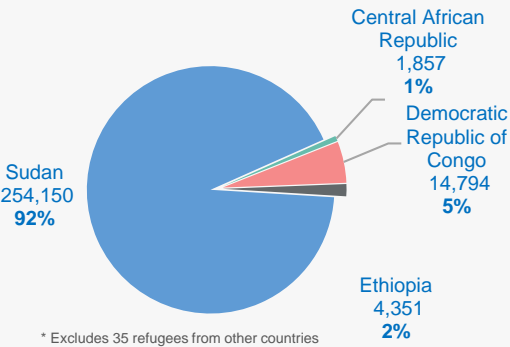
3,904

52%
Are female

Age and gender breakdowns

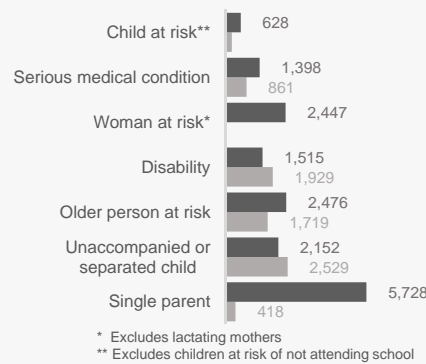


Main countries of origin*



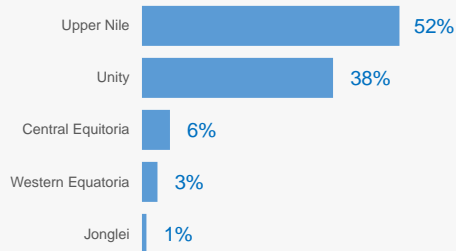
* Excludes 35 refugees from other countries

Main Specific needs



* Excludes lactating mothers
** Excludes children at risk of not attending school

States hosting refugees

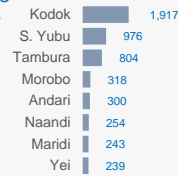
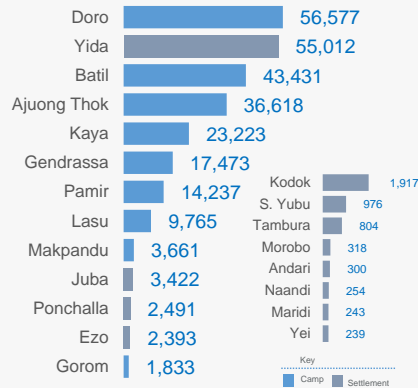


Our Partners

AAHI, ADRA, AHA, ACROSS, ACTED, CARE, CRA, DNPI, DRC, HDC, HI, IMC, INTERSOS, IRC, LWF, Nile Hope, RI, SP, SCI, TOCH, UMCOR, UNOPS, UN, WAV, WDG and WVI.

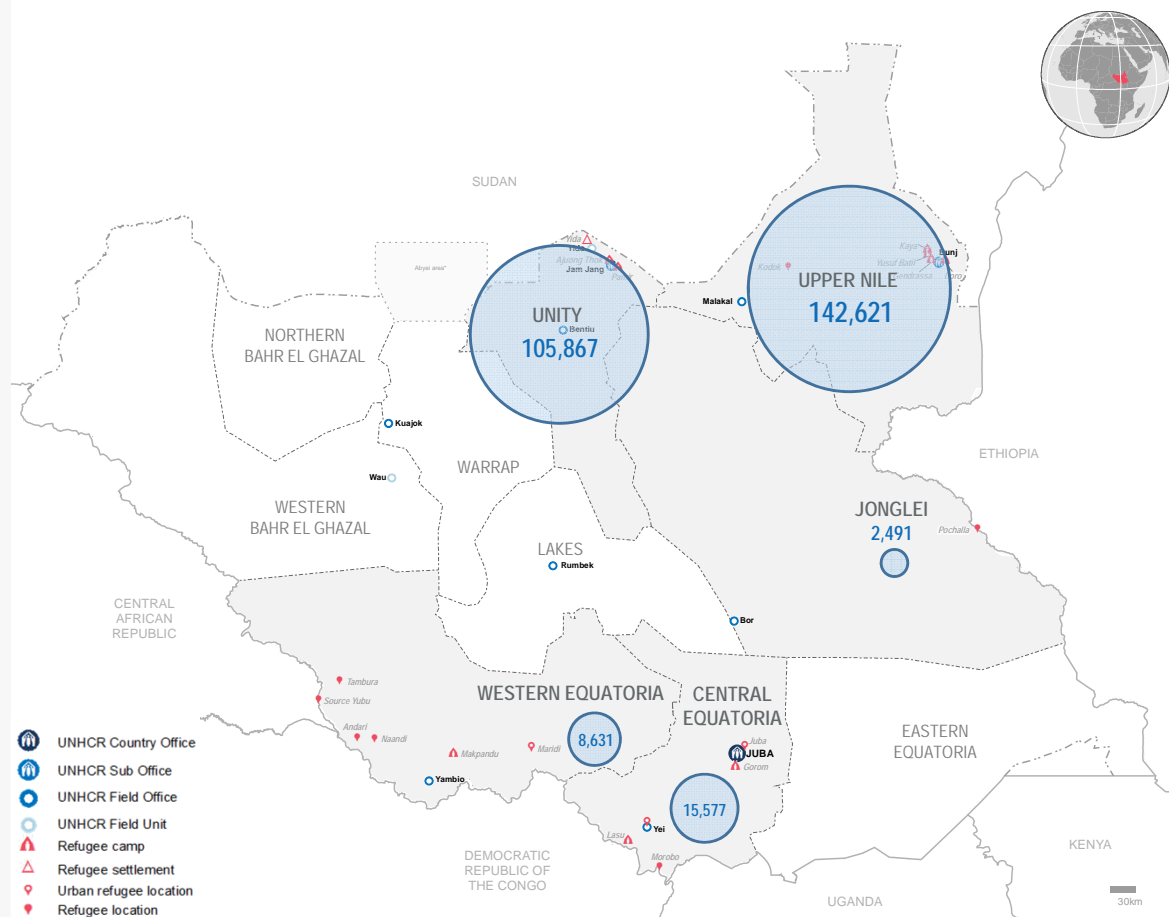
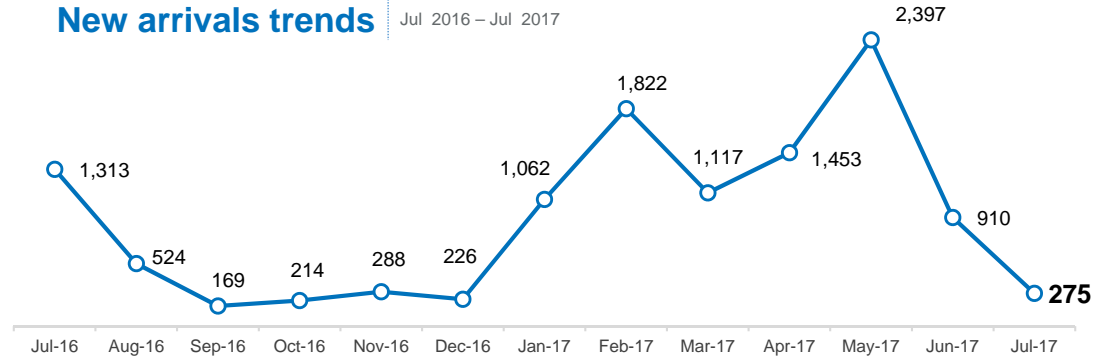
Notes: In addition to 275,187 refugees, South Sudan hosts **2,400 asylum seekers** (Juba -2,313; Makpandu- 86; Maban-1) and **1.95 million IDPs**.

Refugee locations



Key
Camp Settlement

New arrivals trends Jul 2016 – Jul 2017



UNHCR Country Office
UNHCR Sub Office
UNHCR Field Office
UNHCR Field Unit
Refugee camp
Refugee settlement
Urban refugee location
Refugee location

South Sudan Refugee statistics: Population by Location, Sex and Age Group

as of the 31-July-2017



State	Location	0 - 4 years			5 - 11 years			12 - 17 years			18 - 59 years			60 years +			Total			Households		
		F	M	Total	F	M	Total	F	M	Total	F	M	Total	F	M	Total	F	M	Total	F	M	Total
Upper Nile	Doro	5,637	6,013	11,650	7,504	7,819	15,323	4,340	4,592	8,932	11,061	8,333	19,394	696	582	1,278	29,238	27,339	56,577	6,655	6,024	12,679
	Kaya	2,028	2,242	4,270	2,987	3,039	6,026	1,635	1,663	3,298	4,858	3,754	8,612	433	584	1,017	11,941	11,282	23,223	2,548	2,913	5,461
	Yusuf Batil	3,888	4,167	8,055	5,743	5,927	11,670	3,190	3,193	6,383	8,785	6,619	15,404	856	1,063	1,919	22,462	20,969	43,431	4,380	5,106	9,486
	Gendrassa	1,621	1,683	3,304	2,293	2,311	4,604	1,245	1,215	2,460	3,578	2,884	6,462	284	359	643	9,021	8,452	17,473	1,910	2,178	4,088
	Kodok	66	57	123	358	342	700	144	140	284	413	337	750	31	29	60	1,012	905	1,917	324	212	536
	Total	13,240	14,162	27,402	18,885	19,438	38,323	10,554	10,803	21,357	28,695	21,927	50,622	2,300	2,617	4,917	73,674	68,947	142,621	15,817	16,433	32,250
Unity State	Ajounk Thok	3,608	3,557	7,165	4,428	4,407	8,835	2,774	3,216	5,990	7,158	6,953	14,111	295	222	517	18,263	18,355	36,618	4,799	3,987	8,786
	Pamir	1,650	1,683	3,333	1,846	1,915	3,761	1,078	1,160	2,238	2,847	1,814	4,661	149	95	244	7,570	6,667	14,237	2,381	1,004	3,385
	Yida	5,229	5,395	10,624	8,764	8,833	17,597	5,050	4,225	9,275	11,713	4,872	16,585	576	355	931	31,332	23,680	55,012	8,519	3,023	11,542
	Total	10,487	10,635	21,122	15,038	15,155	30,193	8,902	8,601	17,503	21,718	13,639	35,357	1,020	672	1,692	57,165	48,702	105,867	15,699	8,014	23,713
Central Equatoria	Gorom	162	154	316	208	216	424	126	140	266	382	411	793	27	7	34	905	928	1,833	304	383	687
	Juba	116	144	260	221	208	429	118	96	214	395	2,040	2,435	4	80	84	854	2,568	3,422	198	2,010	2,208
	Lasu	758	783	1,541	1,278	1,276	2,554	801	781	1,582	1,989	1,785	3,774	203	111	314	5,029	4,736	9,765	1,340	1,377	2,717
	Morobo	27	22	49	44	59	103	26	30	56	60	42	102	3	5	8	160	158	318	38	41	79
	Yei	23	23	46	22	21	43	16	18	34	53	60	113	2	1	3	116	123	239	54	58	112
	Total	1,086	1,126	2,212	1,773	1,780	3,553	1,087	1,065	2,152	2,879	4,338	7,217	239	204	443	7,064	8,513	15,577	1,934	3,869	5,803
Jonglei State	Pochalla	132	160	292	279	274	553	332	364	696	654	248	902	36	12	48	1,433	1,058	2,491	524	143	667
	Total	132	160	292	279	274	553	332	364	696	654	248	902	36	12	48	1,433	1,058	2,491	524	143	667
Western Equatoria	Andari	29	23	52	28	39	67	19	13	32	78	52	130	8	11	19	162	138	300	60	61	121
	Ezo	117	123	240	218	246	464	160	151	311	776	466	1,242	71	65	136	1,342	1,051	2,393	560	420	980
	Makpandu	316	317	633	493	421	914	235	253	488	788	729	1,517	54	55	109	1,886	1,775	3,661	468	626	1,094
	Maridi	4	7	11	40	33	73	20	20	40	52	66	118	0	1	1	116	127	243	40	58	98
	Naandi	23	19	42	33	33	66	15	20	35	49	49	98	7	6	13	127	127	254	39	44	83
	Source yubu	61	81	142	137	140	277	58	70	128	265	140	405	14	10	24	535	441	976	196	125	321
	Tambura	66	82	148	147	120	267	38	47	85	189	108	297	6	1	7	446	358	804	149	97	246
	Total	616	652	1,268	1,096	1,032	2,128	545	574	1,119	2,197	1,610	3,807	160	149	309	4,614	4,017	8,631	1,512	1,431	2,943
Grand total		25,561	26,735	52,296	37,071	37,679	74,750	21,420	21,407	42,827	56,143	41,762	97,905	3,755	3,654	7,409	143,950	131,237	275,187	35,486	29,890	65,376

South Sudan Statistics: Population by Country of Origin, Sex and Age Group



as of the 31-July-2017

Country of Origin	Settlement	Households (HHs)			Persons																	
		Total HHs	Female headed		0 - 4 years			5 - 11 years			12 - 17 years			18 - 59 years			60 years +			Total		
			HHs	%	F	M	T	F	M	T	F	M	T	F	M	T	F	M	T	F	M	T
CENTRAL AFRICAN REPUBLIC	Andari	1	-	0%	0	0	0	0	0	0	0	0	0	1	1	0	0	0	0	1	1	
	Ezo	14	8	57%	1	3	4	3	6	9	3	2	5	11	5	16	1	1	2	19	17	36
	Makpandu	34	6	18%	4	8	12	10	8	18	0	5	5	15	25	40	0	5	5	29	51	80
	Naandi	7	4	57%	0	4	4	2	3	5	0	0	0	5	3	8	0	0	0	7	10	17
	SourceYubu	309	188	61%	59	81	140	132	139	271	57	68	125	256	136	392	13	9	22	517	433	950
	Tambura	232	141	61%	62	78	140	144	118	262	38	46	84	180	102	282	4	1	5	428	345	773
	Total	597	347	58%	126	174	300	291	274	565	98	121	219	467	272	739	18	16	34	1,000	857	1,857
DEMOCRATIC REPUBLIC OF THE CONGO	Andari	120	60	50%	29	23	52	28	39	67	19	13	32	78	51	129	8	11	19	162	137	299
	Ezo	966	552	57%	116	120	236	215	240	455	157	149	306	765	461	1,226	70	64	134	1,323	1,034	2,357
	Juba	1	-	0%	1	1	2	1	2	3	2	-	2	2	4	6	-	2	2	6	9	15
	Lasu	2,252	1,227	54%	657	689	1,346	1,052	1,039	2,091	655	634	1,289	1,809	1,346	3,155	202	102	304	4,375	3,810	8,185
	Makpandu	978	437	45%	282	272	554	426	357	783	197	221	418	699	589	1,288	54	49	103	1,658	1,488	3,146
	Morobo	79	38	48%	27	22	49	44	59	103	26	30	56	60	42	102	3	5	8	160	158	318
	Naandi	76	35	46%	23	15	38	31	30	61	15	20	35	44	46	90	7	6	13	120	117	237
	SourceYubu	12	8	67%	2	-	2	5	1	6	1	2	3	9	4	13	1	1	2	18	8	26
	Tambura	14	8	57%	4	4	8	3	2	5	-	1	1	9	6	15	2	-	2	18	13	31
	Yei	57	49	86%	23	23	46	21	20	41	16	15	31	48	11	59	2	1	3	110	70	180
Total	4,555	2,414	53%	1,164	1,169	2,333	1,826	1,789	3,615	1,088	1,085	2,173	3,523	2,560	6,083	349	241	590	7,950	6,844	14,794	
ETHIOPIA	Doro	1	1	0%	-	-	-	-	-	-	-	-	-	1	-	1	-	-	-	1	-	1
	Gorom	687	304	44%	162	154	316	208	216	424	126	140	266	382	411	793	27	7	34	905	928	1,833
	Juba	-	-	0%	-	-	-	-	1	1	-	-	-	6	12	18	-	-	-	6	13	19
	Makpandu*	-	-	0%	2	-	2	-	-	-	-	-	-	2	3	5	-	-	-	4	3	7
	Pochalla	667	524	79%	132	160	292	279	274	553	332	364	696	654	248	902	36	12	48	1,433	1,058	2,491
	Total	1,355	829	61%	296	314	610	487	491	978	458	504	962	1,045	674	1,719	63	19	82	2,349	2,002	4,351
SUDAN	Ajuong Thok	8,786	4,799	55%	3,608	3,557	7,165	4,428	4,407	8,835	2,774	3,216	5,990	7,158	6,953	14,111	295	222	517	18,263	18,355	36,618
	Batil	9,486	4,380	46%	3,888	4,167	8,055	5,743	5,927	11,670	3,190	3,193	6,383	8,785	6,619	15,404	856	1,063	1,919	22,462	20,969	43,431
	Doro	12,678	6,654	52%	5,637	6,013	11,650	7,504	7,819	15,323	4,340	4,592	8,932	11,059	8,333	19,392	696	582	1,278	29,236	27,339	56,575
	Gendrassa	4,088	1,910	47%	1,621	1,683	3,304	2,293	2,311	4,604	1,245	1,215	2,460	3,578	2,884	6,462	284	359	643	9,021	8,452	17,473
	Juba	2,202	198	9%	115	141	256	220	204	424	116	96	212	384	1,999	2,383	4	77	81	839	2,517	3,356
	Kaya	5,461	2,548	47%	2,028	2,242	4,270	2,987	3,039	6,026	1,635	1,663	3,298	4,858	3,754	8,612	433	584	1,017	11,941	11,282	23,223
	Kodok	536	324	60%	66	57	123	358	342	700	144	140	284	413	337	750	31	29	60	1,012	905	1,917
	Lasu	465	113	24%	101	94	195	226	237	463	146	147	293	180	439	619	1	9	10	654	926	1,580
	Makpandu	82	25	30%	28	37	65	57	56	113	38	27	65	72	111	183	-	1	1	195	232	427
	Maridi	98	40	41%	4	7	11	40	33	73	20	20	40	52	66	118	-	1	1	116	127	243
	Pamir	3,385	2,381	70%	1,650	1,683	3,333	1,846	1,915	3,761	1,078	1,160	2,238	2,847	1,814	4,661	149	95	244	7,570	6,667	14,237
	Yei	55	5	9%	-	-	-	1	1	2	-	2	2	5	49	54	-	-	-	6	52	58
	Yida	11,542	8,519	74%	5,229	5,395	10,624	8,764	8,833	17,597	5,050	4,225	9,275	11,713	4,872	16,585	576	355	931	31,332	23,680	55,012
	Total	58,864	31,896	54%	23,975	25,076	49,051	34,467	35,124	69,591	19,776	19,696	39,472	51,104	38,230	89,334	3,325	3,377	6,702	132,647	121,503	254,150
Others*	Others*	5	-	0%	-	2	2	-	1	1	-	1	1	4	26	30	-	1	1	4	31	35
	Total	5	-	0%	-	2	2	-	1	1	-	1	1	4	26	30	-	1	1	4	31	35
Grand Total	65,376	35,486	226%	25,561	26,735	52,296	37,071	37,679	74,750	21,420	21,407	42,827	56,143	41,762	97,905	3,755	3,654	7,409	143,950	131,237	275,187	

* Refers to refugees from Uganda, Somalia, Eritrea, Syria, Burundi and Egypt spread in Gorom, Lasu, Juba, Makpandu and Doro.

Asylum Seekers Population by Country of Origin, Sex and Age Group in South Sudan

as of the 31-July-2017



Country of Origin	Location	Principal Applicants			Persons																	
		Total Cases	Female headed		0 - 4 years			5 - 11 years			12 - 17 years			18 - 59 years			60 years +			Total		
			Cases	%	F	M	T	F	M	T	F	M	T	F	M	T	F	M	T	F	M	T
BURUNDI	Juba	432	-	0%	14	10	24	4	3	7	3	3	6	29	429	457	0	0	0	50	445	495
	Total	432	-	0%	14	10	24	4	3	7	3	3	6	29	429	457	-	-	-	50	445	495
DEMOCRATIC REPUBLIC OF THE CONGO	Juba	1	1	100%	-	-	-	-	-	-	-	-	-	1	-	1	-	-	-	1	-	1
	Total	1	1	1	-	-	-	-	-	-	-	-	-	1	-	1	-	-	-	1	-	1
ERITREA	Juba	984	180	18%	67	68	135	15	17	32	1	4	5	323	799	1,122	-	26	26	406	914	1,320
	Makpandu	35	7	20%	7	6	13	2	4	6	-	-	-	16	28	44	-	2	2	25	40	65
	Total	1,019	187	18%	74	74	148	17	21	38	1	4	5	339	827	1,166	-	28	28	431	954	1,385
ETHIOPIA	Maban	1	-	0%	-	-	-	-	-	-	-	-	-	-	1	1	-	-	-	-	1	1
	Juba	218	41	19%	19	16	35	2	4	6	2	-	2	93	181	274	-	-	-	116	201	317
	Makpandu	10	1	10%	-	2	2	2	1	3	-	-	-	4	10	14	-	-	-	6	13	19
	Total	229	42	18%	19	18	37	4	5	9	2	-	2	97	192	289	-	-	-	122	215	337
KENYA	Juba	2	1	50%	-	-	-	-	-	-	-	-	-	1	1	2	-	-	-	1	1	2
	Makpandu	-	-	0%	-	-	-	-	-	-	-	-	-	-	-	-	-	1	1	-	1	1
	Total	2	1	50%	-	-	-	-	-	-	-	-	-	1	1	2	-	1	1	1	2	3
SOMALIA	Juba	143	20	14%	-	5	5	1	1	2	-	-	-	27	126	153	-	1	1	28	133	161
	Makpandu	-	-	0%	-	-	-	-	-	-	-	-	-	-	1	1	-	-	-	-	1	1
	Total	143	20	14%	-	5	5	1	1	2	-	-	-	27	127	154	-	1	1	28	134	162
SUDAN SYRIA UGANDA	Juba	14	-	0%	-	-	-	-	-	-	-	-	-	-	14	14	-	1	1	-	15	15
	Juba	1	-	0%	-	-	-	-	-	-	-	-	-	1	1	-	-	-	-	1	1	1
	Juba	1	-	0%	-	-	-	-	-	-	-	-	-	1	1	-	-	-	-	1	1	1
	Total	16	-	0%	-	-	-	-	-	-	-	-	-	-	16	16	-	1	1	-	17	17
Grand Total		1,842	251	14%	107	107	214	26	30	56	6	7	13	494	1,592	2,085	-	31	31	633	1,767	2,400