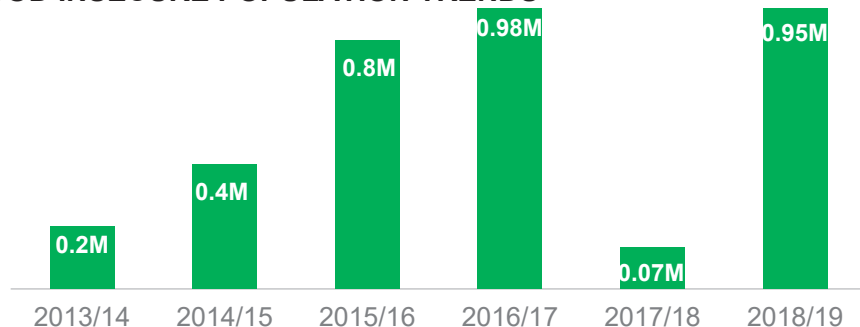


OVERVIEW

Prolonged dry spells, floods and pests impacted agricultural production. Maize production is forecast to decrease to 2,394,900 tons from 3,606,549 tons the previous season - a 33.6% drop. This is 20% below the five-year average. Carryover stock amounts to 844,200 tons, leaving an exportable surplus of 341,300 tons. However, an estimated 45,000 tons of rice will have to be imported to meet national requirements. The total population in IPC Phase 3 and Phase 4 from July to September 2018 stands at is 609,500. This figure is expected to increase to 954,100 from October 2017 to March 2018.

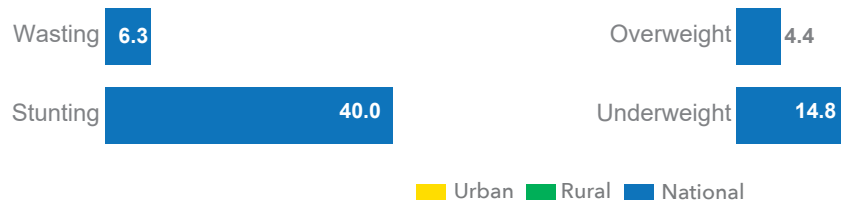
FOOD INSECURE POPULATION TRENDS



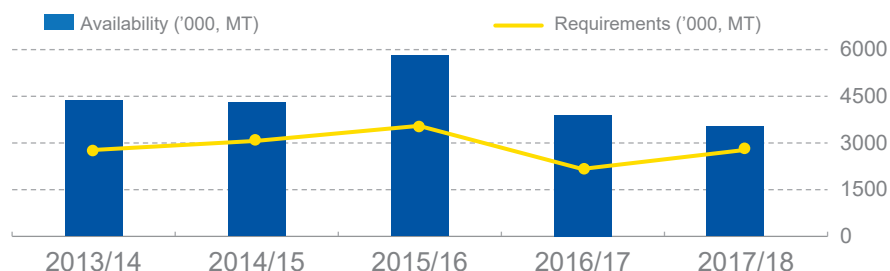
NUTRITION STATUS

Stunting and wasting (%)

Underweight and over weight (%)

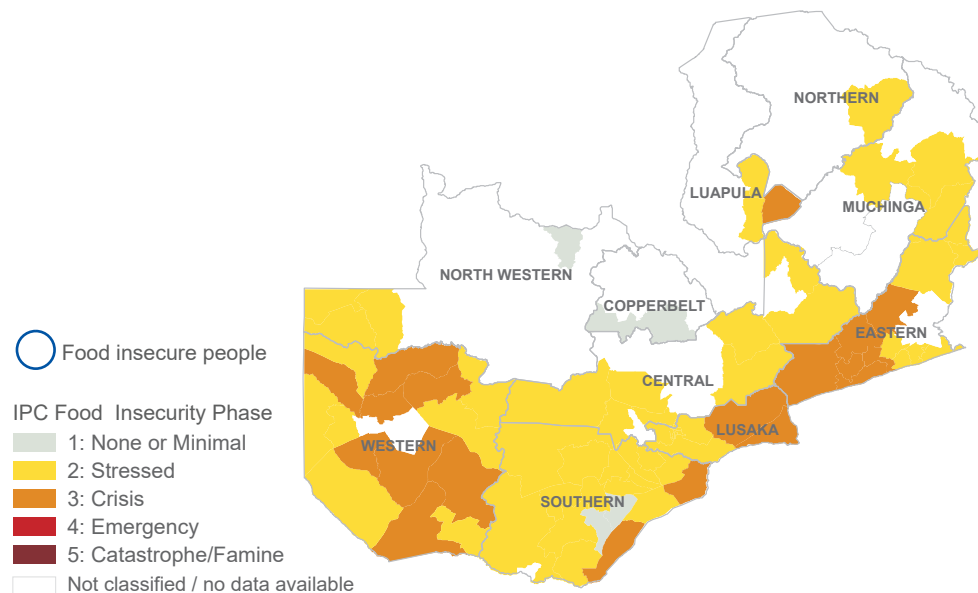


CEREAL AVAILABILITY AND REQUIREMENTS



FOOD SECURITY SITUATION

954k food insecure people
(10% of rural population)



REGIONAL SOCIO - ECONOMIC CONTEXT

 Total population:	17.6M	Rural population:	9.7M (55% total population)
Life expectancy	58 years	Employment Rate	7.8% (2015)
Population Growth Rate	3.0%	Average GDP Growth	4.1% (2017)
Human Development Index	0.56 (2013)	Under 5 Mortality Rate	45 per 1,000 live births
Adult Literacy	71.2% (2011)	Inflation	7.4% (2018)
		HIV and AIDS	12%