

# SHELTER CLUSTER DASHBOARD - KACHIN AND NORTHERN SHAN

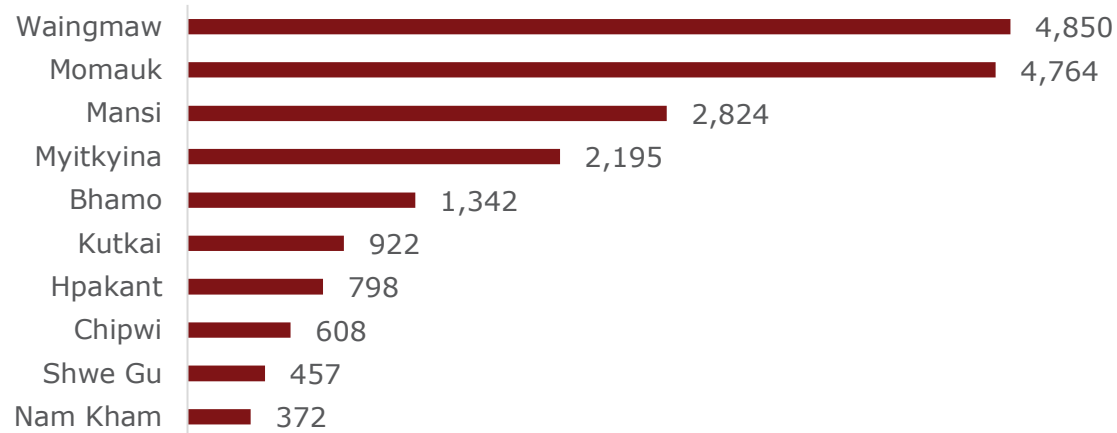
Monday, September 30, 2019

**# IDP locations (shelter interventions)** 99  
**# Shelters planned** 5,271  
**# HHs still in need of shelter intervention** 5,875

Township	# HHs	# individuals	# Shelters needed	# Shelters planned	# Shelter gap*	Current coverage (bottom 5 highlighted)
Bhamo	1,342	7,625	320	150	170	47%
Chipwi	608	3,090	315	120	195	38%
Hpakant	798	4,033	736	420	316	57%
Hseni	48	262	42	25	17	60%
Hsipaw	37	120	-	-	-	-
Kutkai	922	4,770	529	270	259	51%
Mansi	2,824	14,011	1,072	473	599	44%
Manton	58	305	35	11	24	31%
Mogaung	309	1,548	334	325	9	97%
Mohnyin	78	384	-	-	-	-
Momauk	4,764	25,264	2,495	679	1,816	27%
Muse	169	865	70	7	63	10%
Myitkyina	2,195	11,534	1,191	835	356	70%
Nam Kham	372	1,905	324	30	294	9%
Namtu	131	614	129	36	93	28%
Putao	88	441	61	61	-	100%
Shwe Gu	457	1,872	20	-	20	no coverage
Sumprabum	212	1,046	179	179	-	100%
Tanai	276	1,209	189	148	41	78%
Waingmaw	4,850	25,285	3,105	1,502	1,603	48%
<b>Total</b>	<b>20,538</b>	<b>106,183</b>	<b>11,146</b>	<b>5,271</b>	<b>5,875</b>	<b>47%</b>

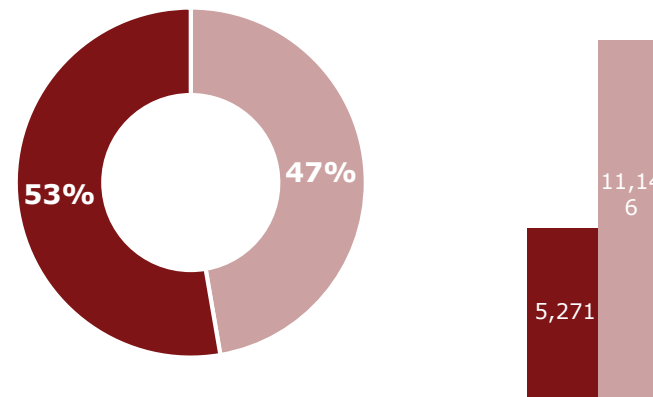
\*Shelters are considered to be; new units, renovation and C&M

# IDP households by Township (top 10)

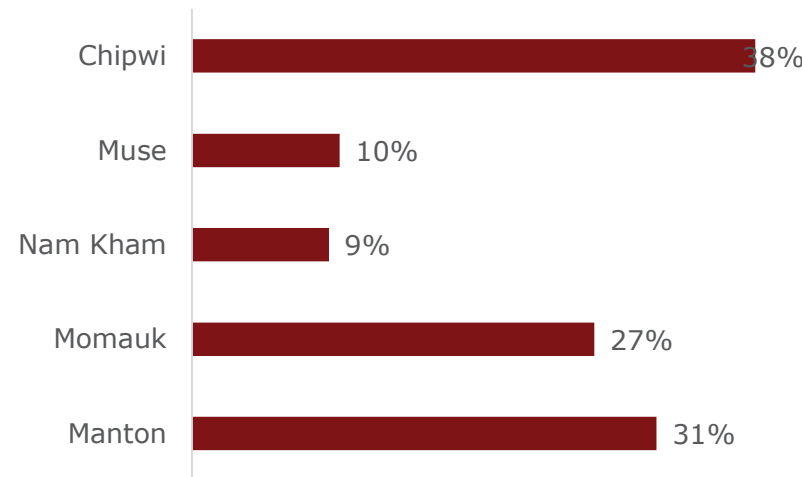


Shelter Cluster members are currently covering approximately **47% of the shelter needs** reported in Kachin and Northern Shan States.

■ Needs met ■ Needs unmet ■ # Shelters planned ■ # Shelters needed



Townships with lowest Shelter Cluster coverage (bottom 5)



**Implementing and supporting agencies for shelter activities:**  
ICRC (observer), KBC, KMSS, Metta, NRC, Shalom, UNHCR, Cordaid



Shelters planned and needed at Township level across Kachin and Northern Shan. See data table for figures.

