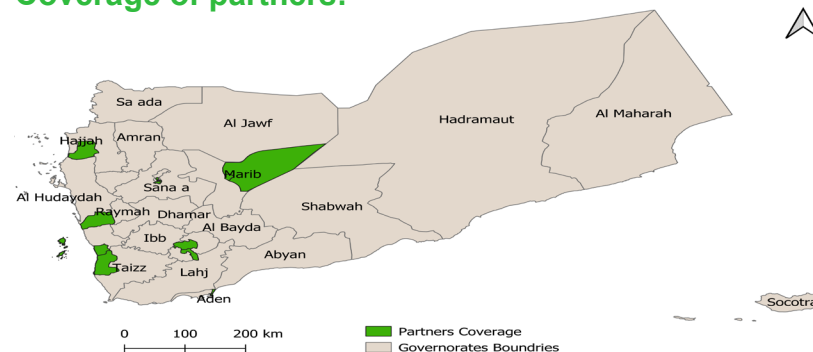


# Cash Consortium of Yemen (CCY) - Remittances Tracker - September 2021

## Key findings:

- The ranking of the 3 origins of the remittances received, the first one is Other Part of Yemen, second Middle East( UAE, Oman, Saudi Arabia, Egypt, etc) and the third is North America (USA, Canada, etc).
- The ranking of the 3 destinations for remittances, the first one is Other Part of Yemen, second Middle East( UAE, Oman, Saudi Arabia, Egypt, etc) and the third is North America (USA, Canada, etc).
- Marib City, Al-Khukha and Al Hawak have the largest number of shops that indicate the percentage of remittances inflows has increased.
- Tuban and Al Mansurah have the largest number of shops that indicate the percentage of remittances inflows has decreased.

## Coverage of partners:



Have the number of Yemeni received remittances changed in the last 30 days?

Yes - 24 (75%)  
No - 8 (25%)

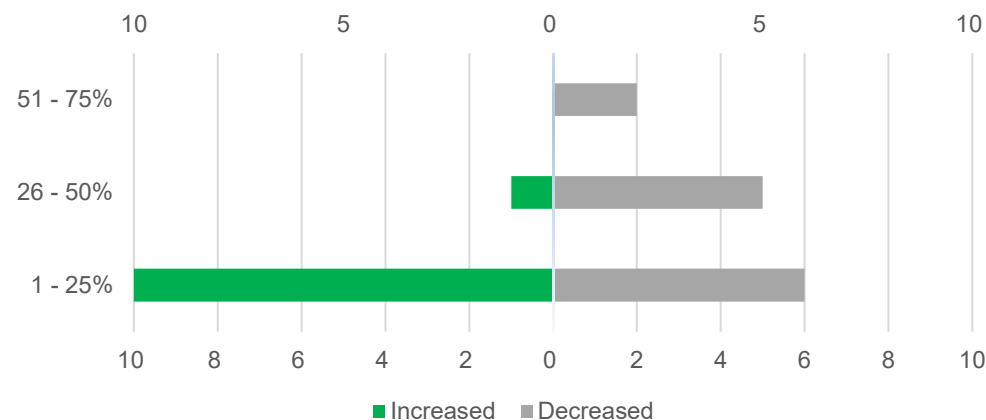


Have the number of Yemeni remittance transfers changed in the last 30 days?

Yes - 20 (63%)  
No - 12 (37%)

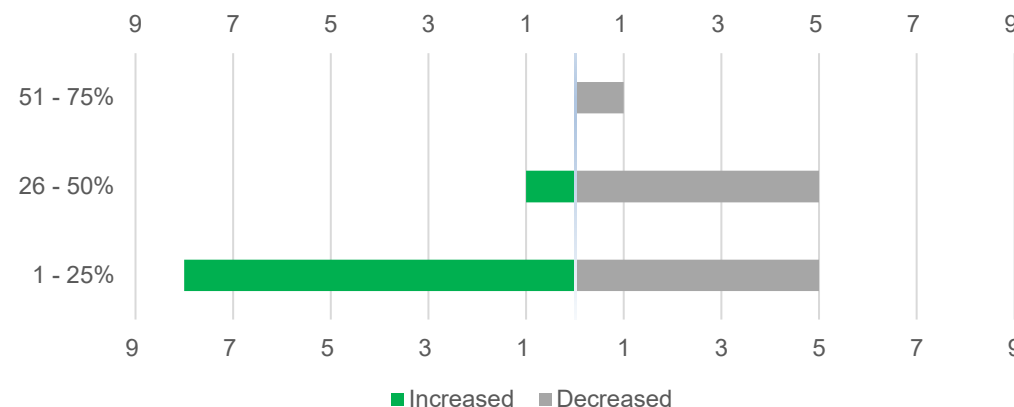


## Percentage of decrease and increase in remittances received to Yemen in the last 30 days



Of the 24 exchange shops who stated that there is a change in remittances in the last 30 days, 13 exchange shops stated that remittances had decreased, while 11 exchange shops stated remittances had increased.

## Percentage decrease in remittances transfer from Yemen in the last 30 days



Of the 20 exchange shops who stated that there is a change in remittances transfer in the last 30 days, 11 exchange shops stated that remittances had decreased, while 9 exchange shops stated remittances had increased.

The Remittance Tracker is a short survey completed monthly and encompasses the effects of the COVID-19 pandemic on remittances throughout the assessed area. The question center around the impact of COVID-19 and the change in remittances over the last 30 days. The September 2021 data is composed of in-person interviews where strict confidentiality was enforced. A total number of 32 interviews were conducted across 7 governorates and 11 districts.