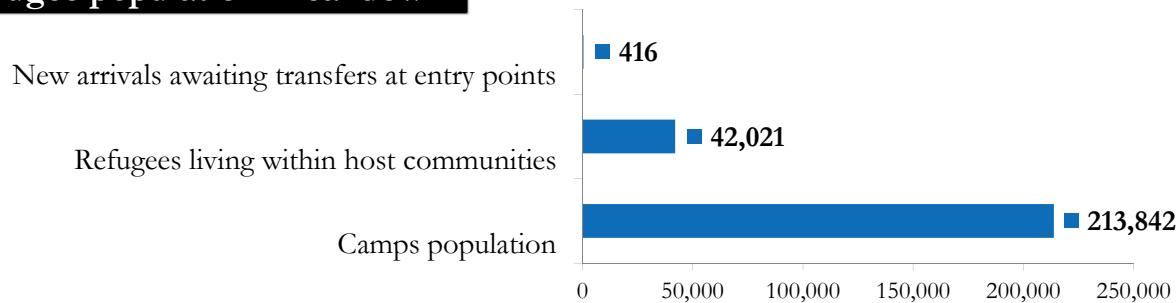


## Refugee population Breakdown

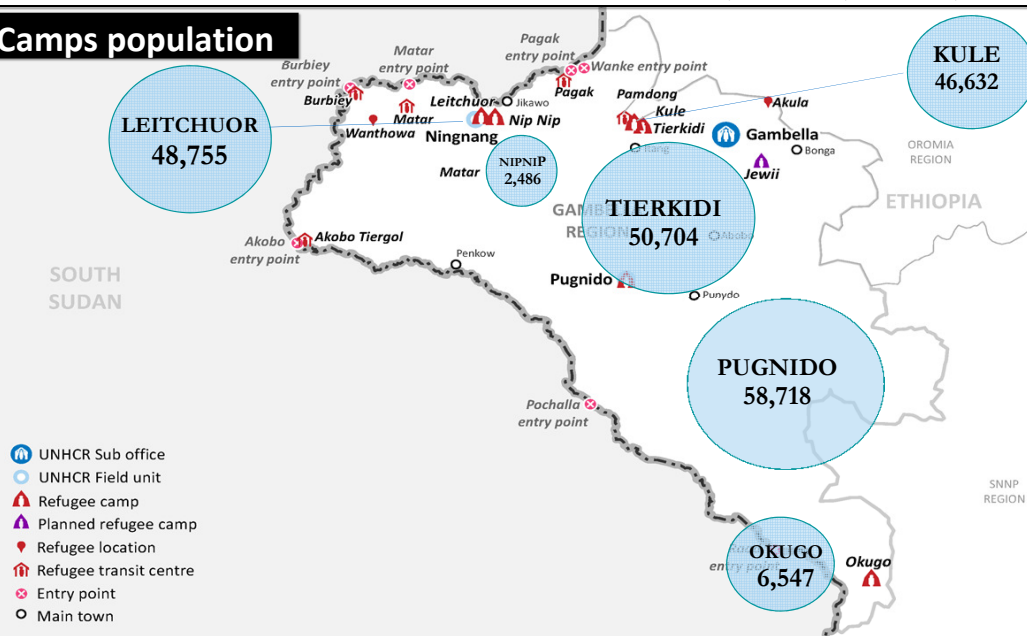


**256,279\***  
**TOTAL GAMBELLA POPULATION**

**198,484**  
 refugees arrived  
 post 15-Dec-2013  
**77%**

**57,795**  
 refugees arrived  
 pre 15-Dec-2013  
**23%**

## Camps population



Camp Names	Children (age < 18 yrs)		Adults (age >= 18 yrs)		Total	%
	Males	Females	Males	Females		
Pugnido	19,708	18,490	6,760	13,760	58,718	27%
Tierkidi	17,761	17,220	3,814	11,909	50,704	24%
Leitchuor	17,628	17,131	2,917	11,079	48,755	23%
Kule	15,013	14,330	6,008	11,281	46,632	22%
Okugo	1,989	1,856	858	1,844	6,547	3%
NipNip	1,000	667	229	590	2,486	1%
<b>TOTAL</b>	<b>73,099</b>	<b>69,694</b>	<b>20,586</b>	<b>50,463</b>	<b>213,842</b>	<b>100%</b>
<b>Grand Total</b>	<b>142,792</b>		<b>71,050</b>			
%	<b>67%</b>		<b>33%</b>			

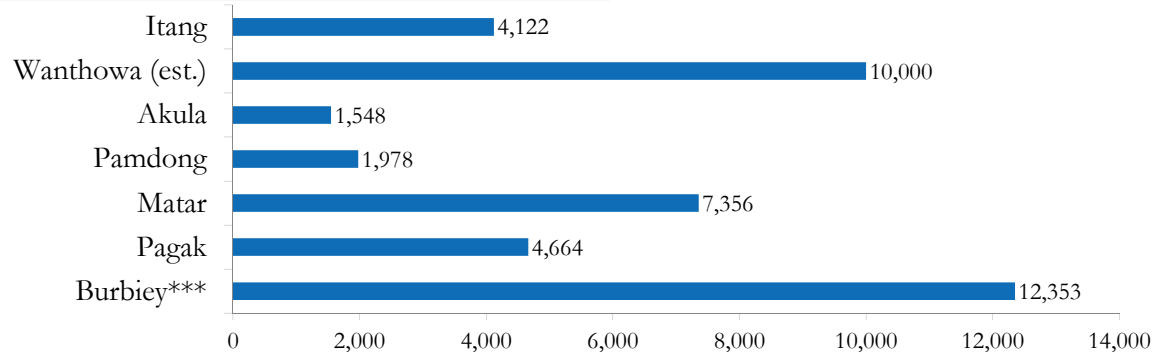
**TOTAL CAMPS POPULATION**

**213,842\*\***  
 persons

**AVERAGE FAMILY SIZE**

**4**

## Refugees living within host communities



**Refugees living within host communities**

**42,021**  
 persons

## New arrivals awaiting transfers

**New arrivals awaiting transfers to camps**

**416**  
 persons

\* - In addition to 256,279 South Sudanese refugees in Gambella region, there are 8,978 refugees at the camps in Assosa [Breakdown: Pre 15th Dec 2013 = 6,161; Post 15th Dec 2013 = 2,817]

\*\* - The figure includes 51,241 refugees in Leitchuor and Nip Nip refugee camps who will be relocated to new locations due to flooding concerns.

\*\*\* - Interviews with some refugees indicate that those with large livestock herds as well as traders and other categories were unwilling to move from border entry locations.