



Tanzania Refugee Population Update

as of 30 April 2019



Key Figures

318,191*
Population of Concern

86.6%
275,563
Living in camps

5.6%
19,337
Living in settlements

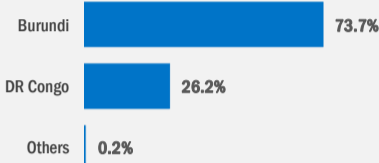
7.2%
23,047
Living in villages

0.1%
244
Living in urban area

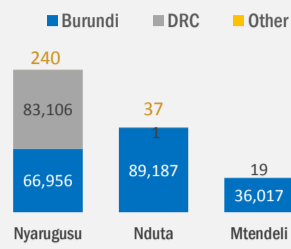
88%
280,938
Refugees

12%
37,253
Asylum-seekers

Country of origin



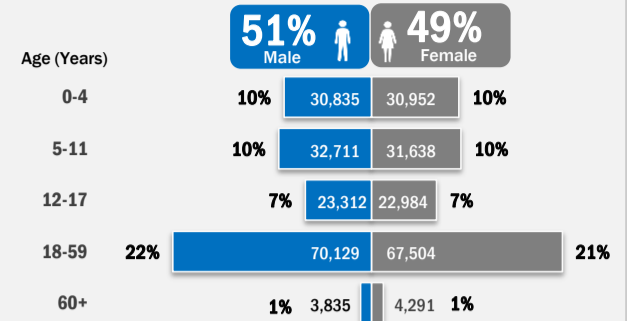
Camp-based population by country of origin



Age and Gender

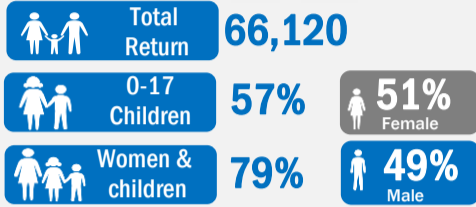
54%
0-17
Children

3%
60+
Older People



Durable Solutions

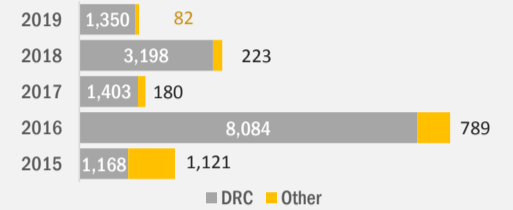
Voluntary return of Burundian refugees, 2017-2019



Local integration

162,000 former Burundian refugees (1972) granted citizenship by the Government of Tanzania.

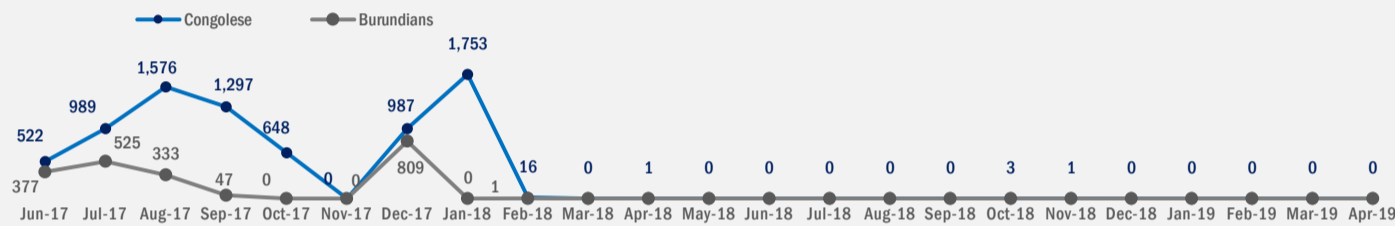
Resettlement departures by country of origin, 2015-2019



* Population of concern to UNHCR does not include the 162,000 former Burundian refugees (1972) granted citizenship by the Government of Tanzania.

Arrival Trends

Monthly new arrivals, June 2017 - April 2019



Annual arrivals, 2015-2018

