

2018-19-20
Key figures

4633

New Applications
in 2020

12K

New Applications
in 2019

10K

New Applications
in 2018

36

Recognized
Refugees in 2020

51

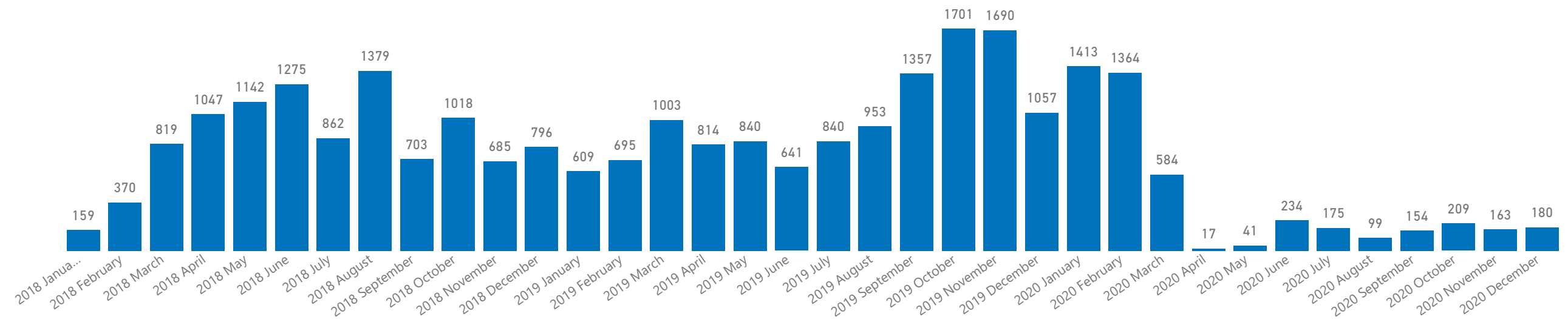
Recognized
Refugees in 2019

85

Recognized
Refugees in 2018

Monthly applications since 2018

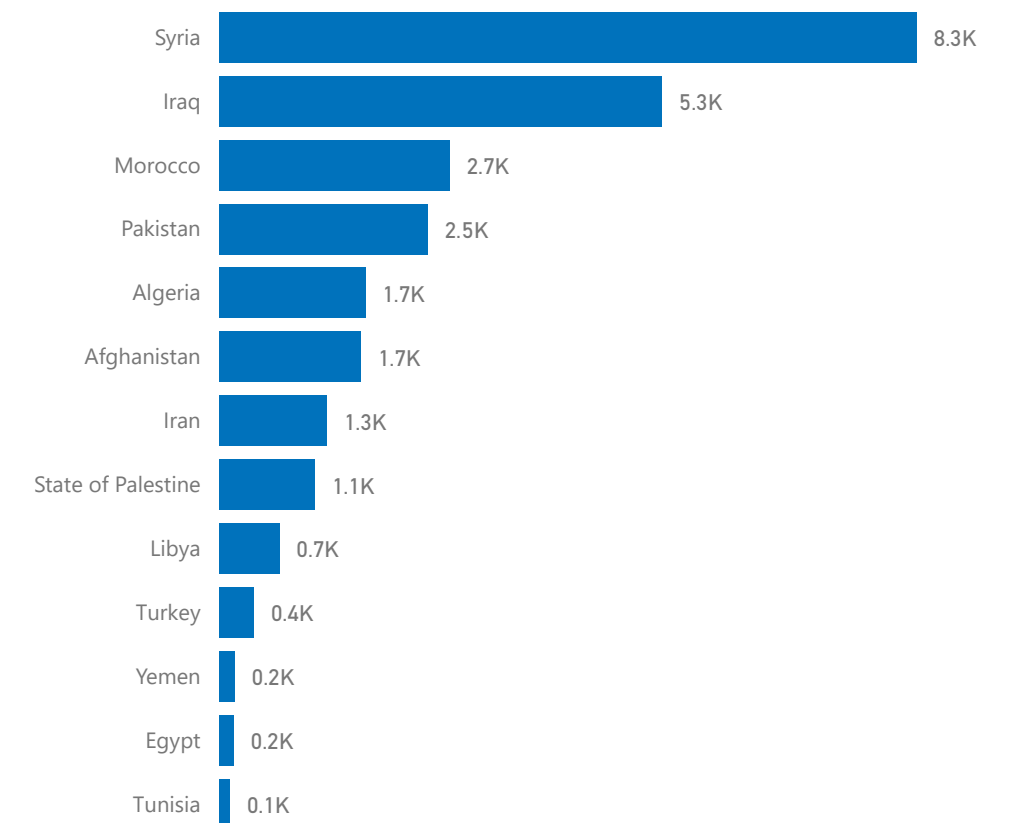
Applications by Year and Month



Summary of key trends observed

- In December, 1,701 persons in mixed movements arrived in the region, which is 52% lower than in November (3,573). Every year, winter conditions reduces the number of new arrivals and in December 2020 they were 53% less than in December 2019.
- Only 180 persons filed an asylum application (compared to 163 in November). Only 10 % of the expressed intentions to seek asylum were formalized into actual asylum claims. Overall, since January 2020, 4,633 asylum applications have been lodged in the region.
- In December, eight new positive first-instance decisions (five refugee status and three subsidiary protection status) were handed. In 2020, 36 persons have been granted refugee status and 49 persons subsidiary protection status, while 176 applications were rejected. In addition, 2,423 submissions were closed after the applicants absconded the asylum procedure.
- In December, the authorities in the SEE region conducted 27 interviews (total of 281 for 2020). This year the average number of interviews conducted monthly is 31.2, which is lower in comparison with the 2019 average (34.5 per month).
- At the end of December, 451 decisions were still pending (22.6% less than in November (583)).
- In 2020, 12% (516) of all applications have been submitted by women and 20% (906) by children, including 129 unaccompanied and separated children (UASC) (14.2% of the children in total). December confirms the trend seen in October and November of an increased number of single men in the mixed movements.

Applications since 2018 by country of origin



Kosovo*: Designations of Kosovo* are without prejudice to positions on status, and are in line with the United Nations Security Council Resolution 1244 (1999). Data source: SEE Regional Asylum Statistics and UNHCR data available at <https://popstats.unhcr.org>. For further information or any questions concerning this factsheet please contact: Gabriel MATHIEU, mathieu@unhcr.org. In most cases, data for this factsheet is provided by country level governmental institutions. Retroactive changes in data may occur.



2020

Key figures

4633

New Applications of which:

129

Unaccompanied or separated children*

36

Recognized Refugees

49

Subsidiary Protection

179

Rejected

2423

Closed cases

*disaggregated figures by age/gender are not always available

New Applications Regional Trends

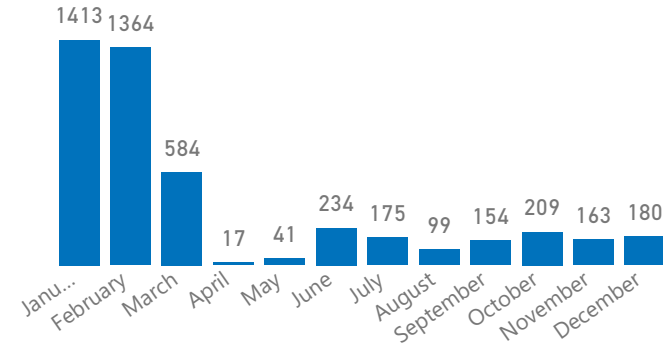
Total New Asylum Applications by Country of Asylum



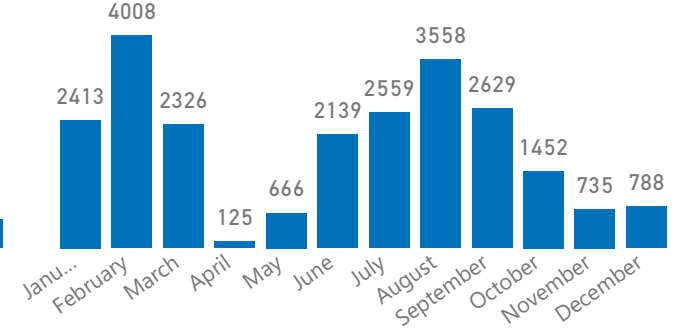
Total Asylum Intentions by Country of Asylum



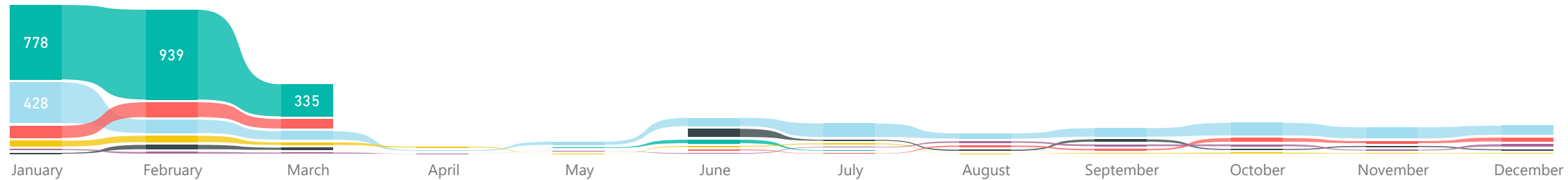
Total New Asylum Applications by Month



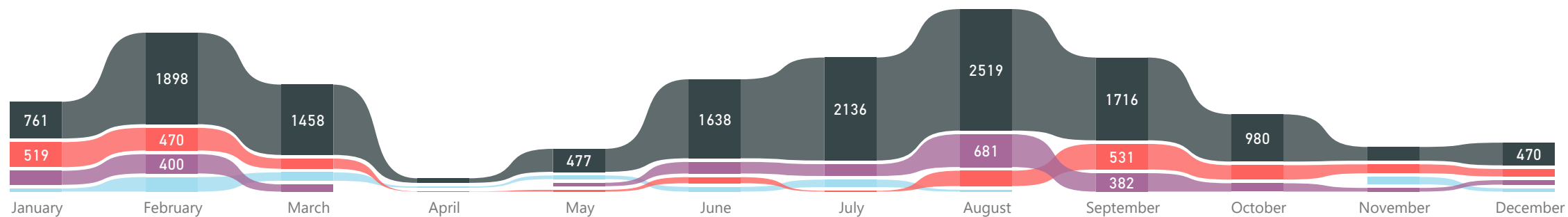
Total New Asylum Intentions by Month



New Asylum Applications by Month and Country of Asylum

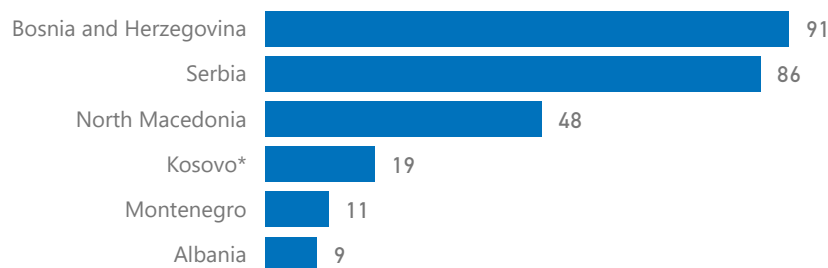


New Asylum Intentions by Month and Country of Asylum

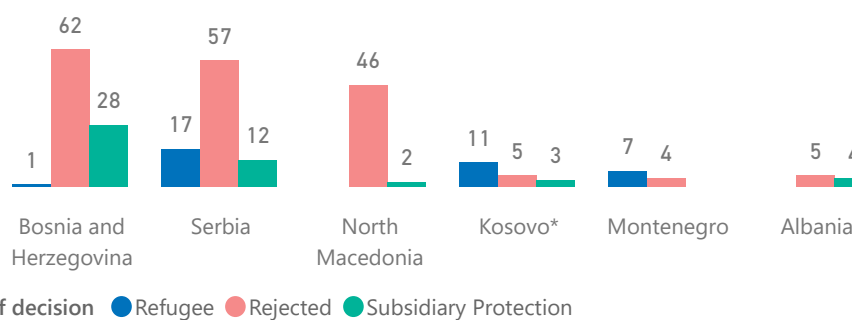


First Instance Decisions Trends

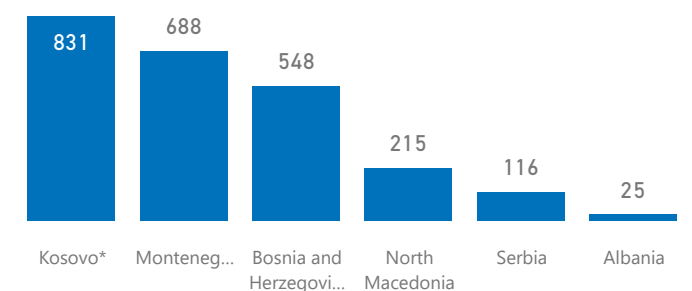
Total Decisions by Country of Asylum



First instance Decisions by Type and Country



Total Otherwise Closed Applications by Country



Kosovo*: Designations of Kosovo* are without prejudice to positions on status, and are in line with the United Nations Security Council Resolution 1244 (1999).

Data source: SEE Regional Asylum Statistics and UNHCR data available at <https://popstats.unhcr.org>. For further information or any questions concerning this factsheet please contact: Gabriel Mathieu, mathieu@unhcr.org

In most cases, data for this factsheet is provided by country level governmental institutions. Retroactive changes in data may occur.

Monthly New Applications

December
2020
Key figures*

180
New Applications



6
Women



15
Children
including:

5

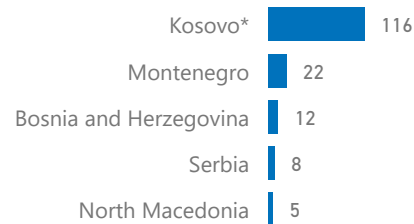
Unaccompanied
or separated
child(ren)

451

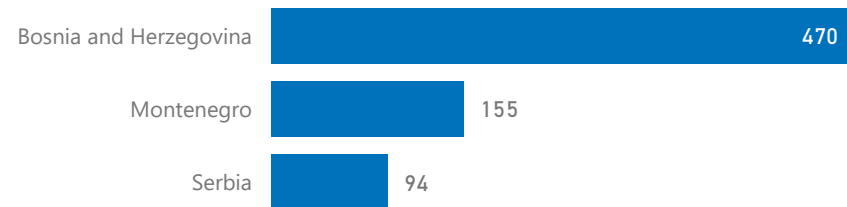
Pending opened
asylum
applications

*disaggregated figures
by age/gender are not
always available

Monthly New Asylum Applications by Country of Asylum

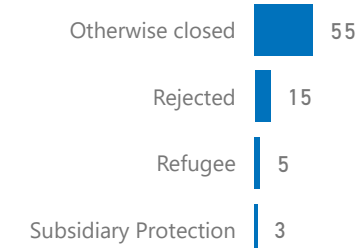


Monthly New Intentions to Seek Asylum by Reporting Country



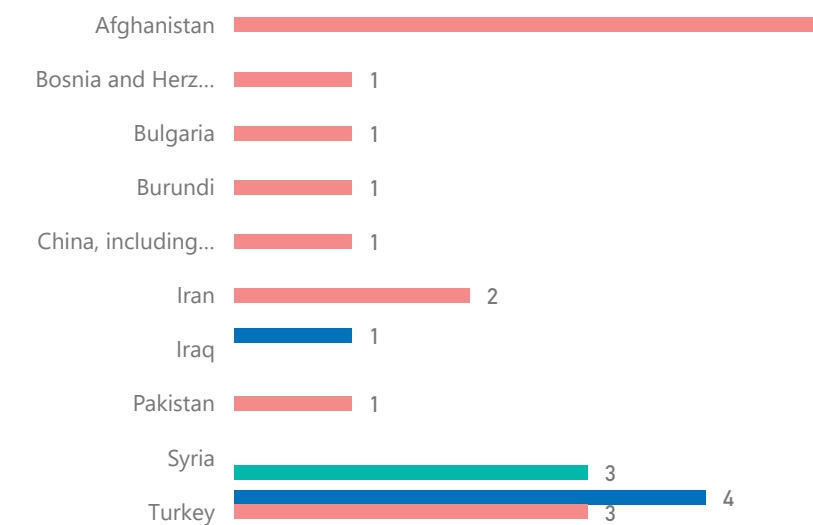
Monthly First Instance Decisions

Monthly Decisions by Type of Decision

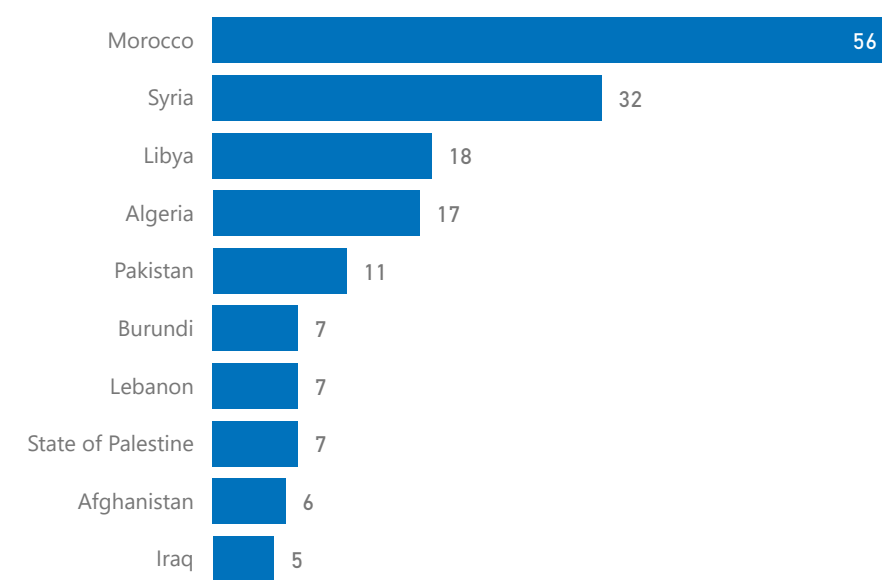


Monthly Type of Decisions by Nationality

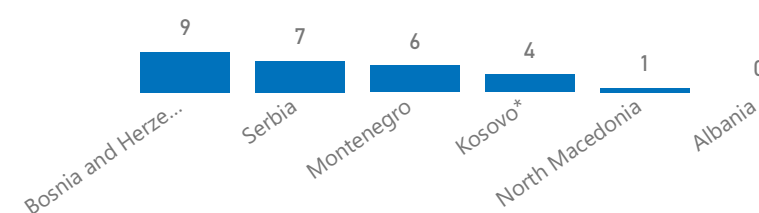
Type of decision ● Refugee ● Rejected ● Subsidiary Protection



Monthly New Asylum Applications by Country of Origin (Top 10)

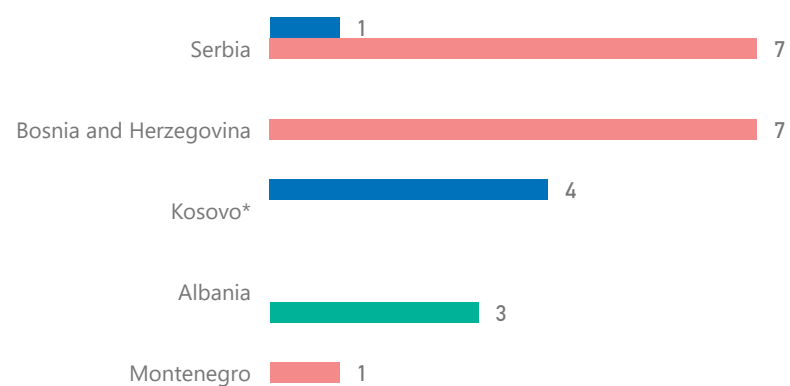


Monthly Interviews by Country of Asylum

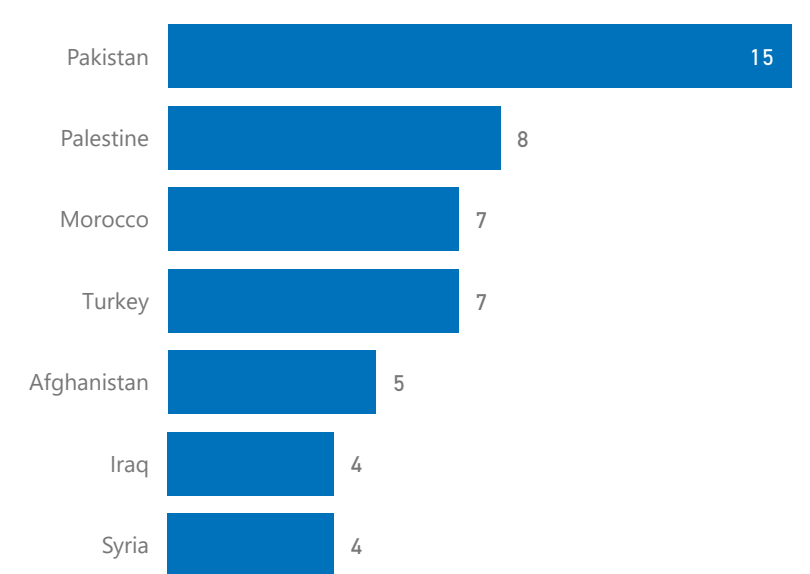


Monthly Decisions by Country of Asylum and Type of Decision

Type of decision ● Refugee ● Rejected ● Subsidiary Protection



Monthly Otherwise Closed Applications by Nationality (Top 10)

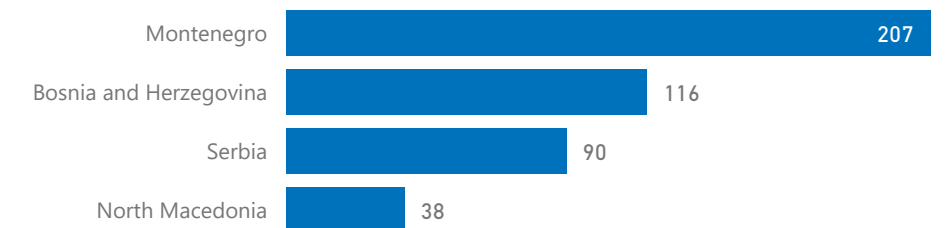


Average Length of Procedure (days) by Country

between application and decision

Montenegro	79
Bosnia and Herzegovina	232

Total Pending Asylum Applications by Country of Asylum



Albania has not provided any pending cases information for August

Kosovo*: Designations of Kosovo* are without prejudice to positions on status, and are in line with the United Nations Security Council Resolution 1244 (1999).

Data source: SEE Regional Asylum Statistics and UNHCR data available at <https://popstats.unhcr.org>. For further information or any questions concerning this factsheet please contact: Gabriel MATHIEU, mathieu@unhcr.org

In most cases, data for this factsheet is provided by country level governmental institutions. Retroactive changes in data may occur.