



2018-19-20  
Key figures

3927

New Applications in 2020

12K

New Applications in 2019

10K

New Applications in 2018

16

Recognized Refugees in 2020

51

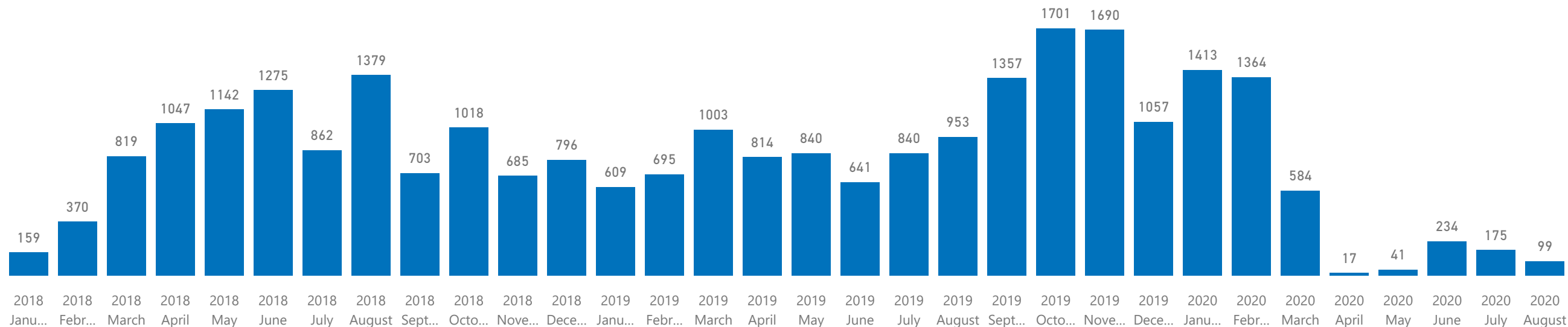
Recognized Refugees in 2019

85

Recognized Refugees in 2018

Monthly applications since 2018

Applications by Year and Month



Summary of key trends observed

- In August, 6,873 persons in mixed movements arrived in the region, which is 9% less than in July ( 7,538). Despite this decrease, August is the month with the second highest numbers of new arrivals in 2020. This reflects the usual seasonal trends.

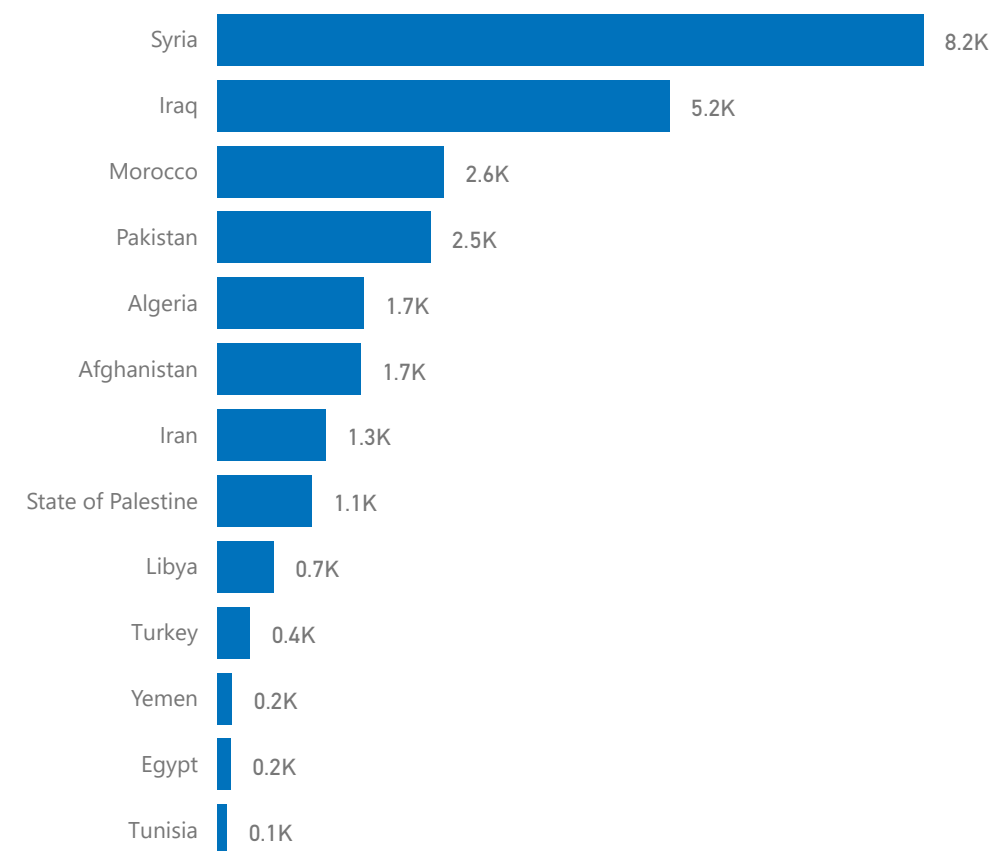
- This month, only 99 persons filed an asylum application (compared to 175 in July). Only 10 % of the expressed intentions to seek asylum were formalized into actual asylum claims . August is the third consecutive month with a decrease of asylum applications. This could be explained by people transiting through the region faster during the summer. Overall, since January 2020, 3,927 asylum applications have been lodged in the region.

- In August, 11 new positive first-instance decisions (3 refugee status and 8 subsidiary protection status) were handed. In 2020, 17 persons have been granted refugee status and 33 persons subsidiary protection status, while 121 applications were rejected. In addition, 2,033 submissions were closed after the applicants absconded the asylum procedure. In August, the authorities in the SEE region conducted 11 interviews (total of 151 for 2020). This year the average number of interviews conducted monthly is 18.8 is lower in comparison with the 2019 average (34.5 per month).

- At the end of August, 739 decisions were still pending (13% less than in July (847)).

- In 2020, 12% (471) of all applications have been submitted by adult women and 21% (806) by children, including 109 unaccompanied and separated children (UASC) (13.5% of the children in total). The trends in this summer period also indicate a higher percentage of families among new arrivals than in the first quarter of 2020.

Applications since 2018 by country of origin



Kosovo\*: Designations of Kosovo\* are without prejudice to positions on status, and are in line with the United Nations Security Council Resolution 1244 (1999). Data source: SEE Regional Asylum Statistics and UNHCR data available at <https://popstats.unhcr.org>. For further information or any questions concerning this factsheet please contact: Gabriel MATHIEU, [mathieu@unhcr.org](mailto:mathieu@unhcr.org) In most cases, data for this factsheet is provided by country level governmental institutions. Retroactive changes in data may occur.



## 2020

Key figures

### 3927

New Applications of which:

### 109

Unaccompanied or separated children\*

### 16

Recognized Refugees

### 33

Subsidiary Protection

### 121

Rejected

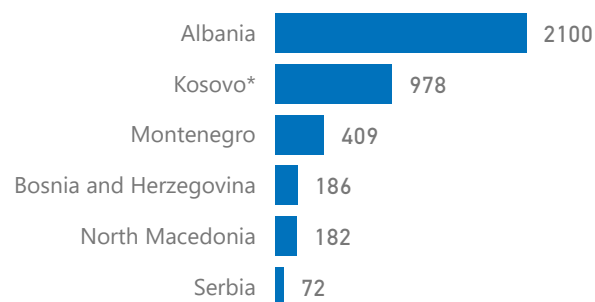
### 2035

Closed cases

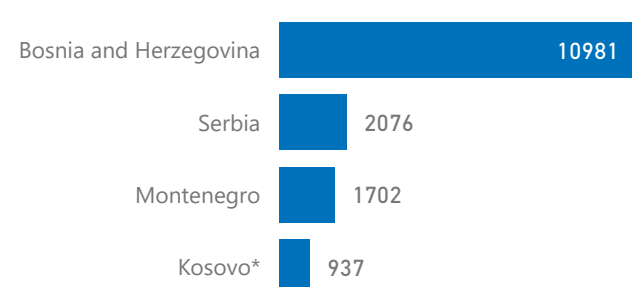
\*disaggregated figures by age/gender are not always available

## New Applications Regional Trends

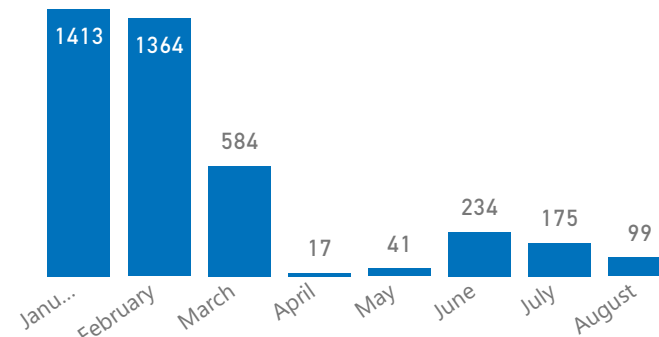
### Total New Asylum Applications by Country of Asylum



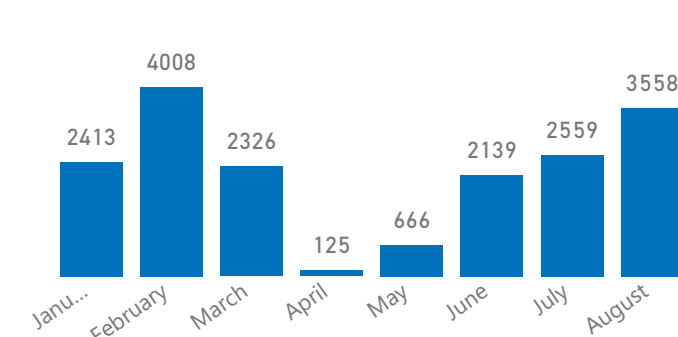
### Total Asylum Intentions by Country of Asylum



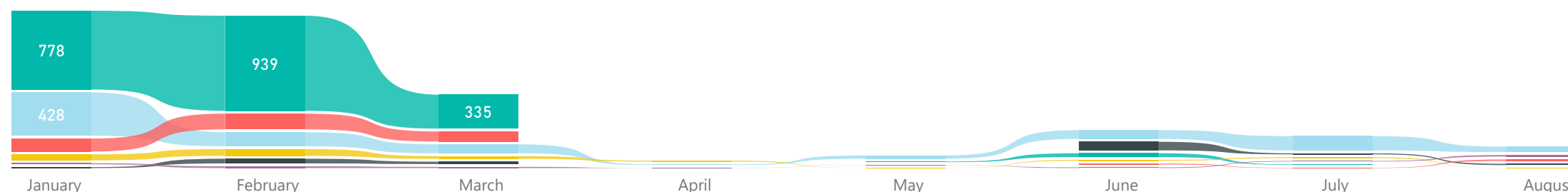
### Total New Asylum Applications by Month




### Total New Asylum Intentions by Month



### New Asylum Applications by Month and Country of Asylum



### New Asylum Intentions by Month and Country of Asylum

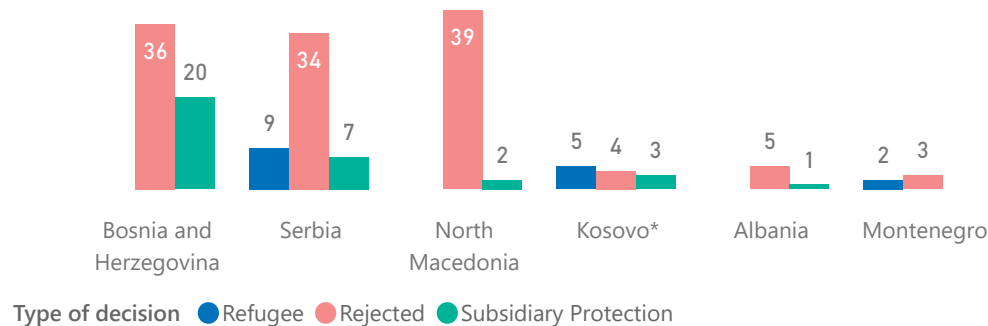


## First Instance Decisions Trends

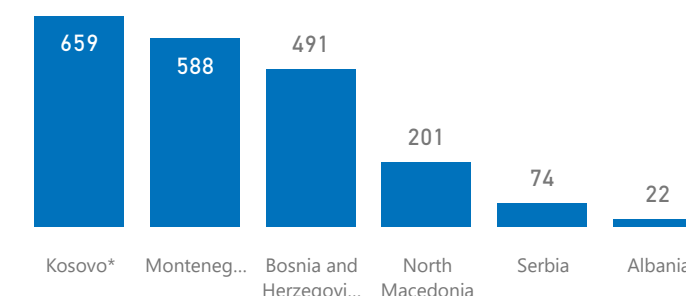
### Total Decisions by Country of Asylum



### First instance Decisions by Type and Country



### Total Otherwise Closed Applications by Country



Kosovo\*: Designations of Kosovo\* are without prejudice to positions on status, and are in line with the United Nations Security Council Resolution 1244 (1999).

Data source: SEE Regional Asylum Statistics and UNHCR data available at <https://popstats.unhcr.org>. For further information or any questions concerning this factsheet please contact: Gabriel Mathieu, mathieu@unhcr.org

In most cases, data for this factsheet is provided by country level governmental institutions. Retroactive changes in data may occur.



August  
2020  
Key figures\*

99

New Applications



8

Women



21

Children including:

2

Unaccompanied or separated child(ren)

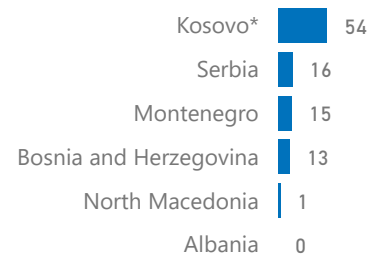
739

Pending opened asylum applications

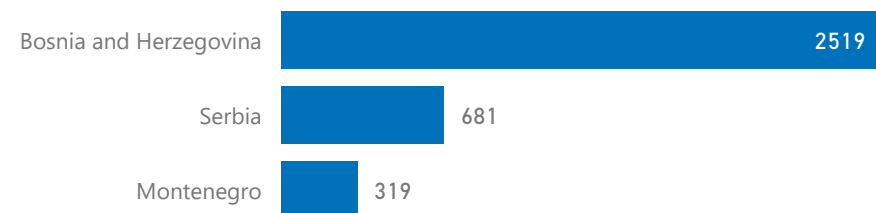
\*disaggregated figures by age/gender are not always

## Monthly New Applications

Monthly New Asylum Applications by Country of Asylum

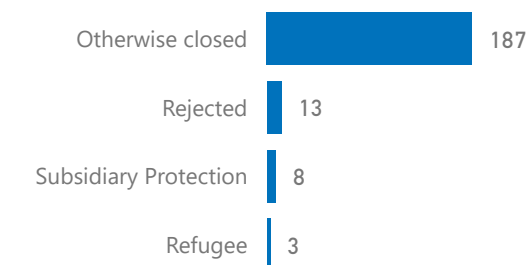


Monthly New Intentions to Seek Asylum by Reporting Country



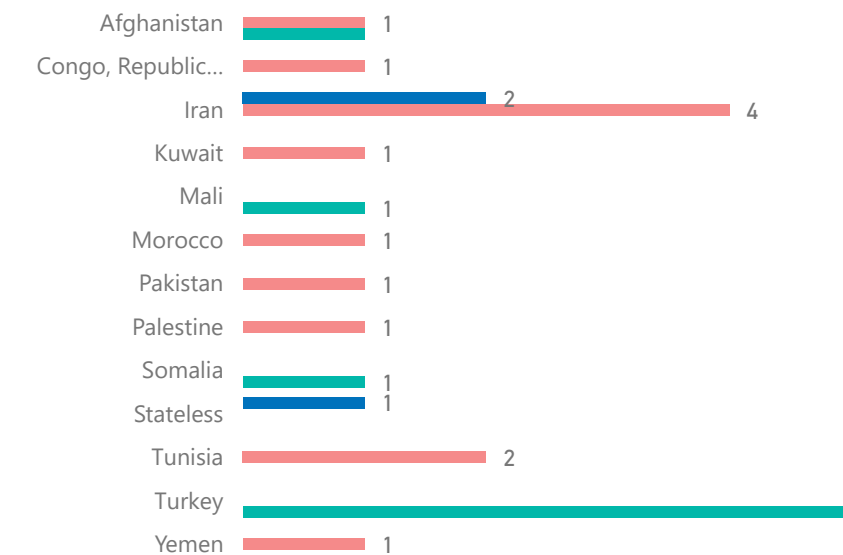
## Monthly First Instance Decisions

Monthly Decisions by Type of Decision

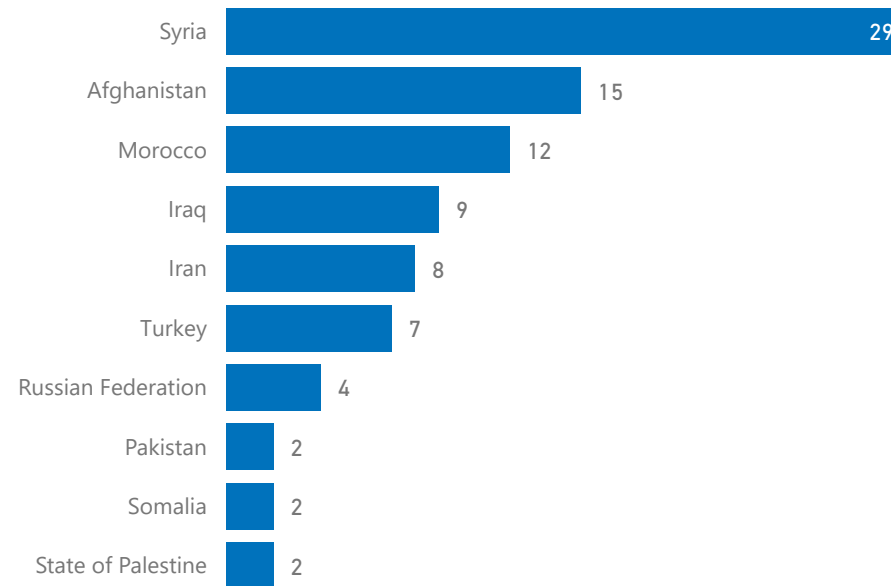


Monthly Type of Decisions by Nationality

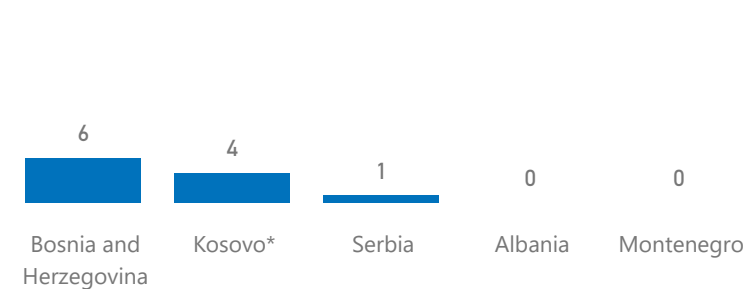
Type of decision ● Refugee ● Rejected ● Subsidiary Protection



Monthly New Asylum Applications by Country of Origin (Top 10)

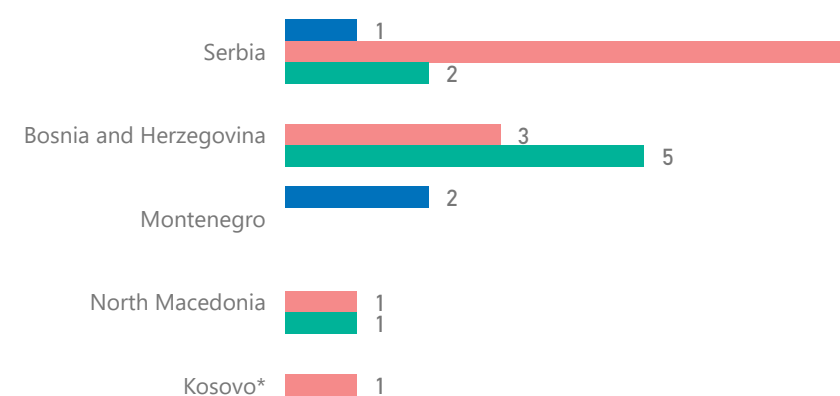


Monthly Interviews by Country of Asylum

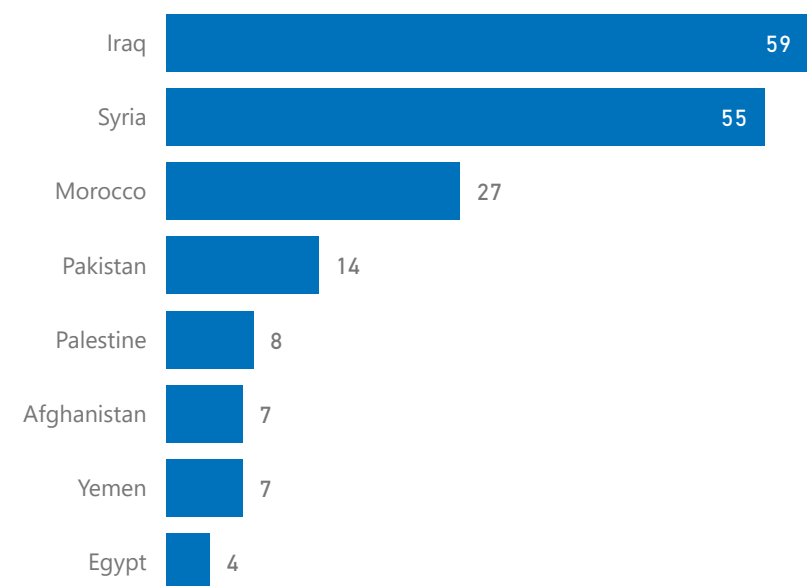


Monthly Decisions by Country of Asylum and Type of Decision

Type of decision ● Refugee ● Rejected ● Subsidiary Protection



Monthly Otherwise Closed Applications by Nationality (Top 10)

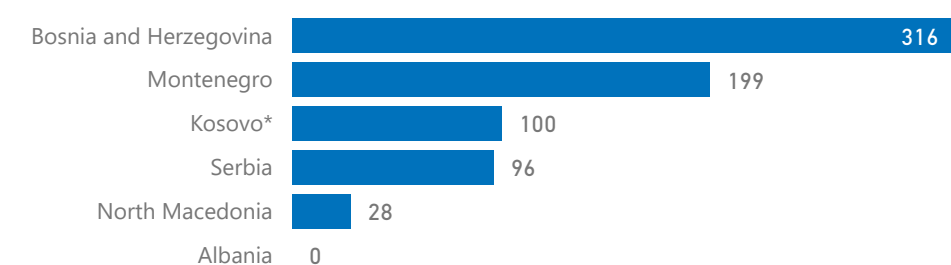


Average Length of Procedure (days) by Country

between application and decision

Kosovo*	180
Bosnia and Herzegovina	235
Montenegro	313

Total Pending Asylum Applications by Country of Asylum



Albania has not provided any pending cases information for August

Kosovo\*: Designations of Kosovo\* are without prejudice to positions on status, and are in line with the United Nations Security Council Resolution 1244 (1999).

Data source: SEE Regional Asylum Statistics and UNHCR data available at <https://popstats.unhcr.org>. For further information or any questions concerning this factsheet please contact: Gabriel MATHIEU, [mathieu@unhcr.org](mailto:mathieu@unhcr.org)

In most cases, data for this factsheet is provided by country level governmental institutions. Retroactive changes in data may occur.