

OVERALL FINDINGS:
30 JANUARY – 5 FEBRUARY

- 113 out of 1,183 ISMI-covered communities in Aleppo, Ar-Raqqa, Deir-ez-Zor, Hama, Homs and Idleb governorates experienced inward or outward movement of IDPs
 - 8,521 IDP arrivals
 - 4,015 IDP departures
- Idleb governorate received a large number of IDPs from Rural Damascus governorate following the evacuation of the communities of Wadi Barada and Ein Elfijeh
- Movement across Aleppo governorate continued, in particular towards the Syria-Turkey border region, attributed to ongoing clashes in Al Bab¹

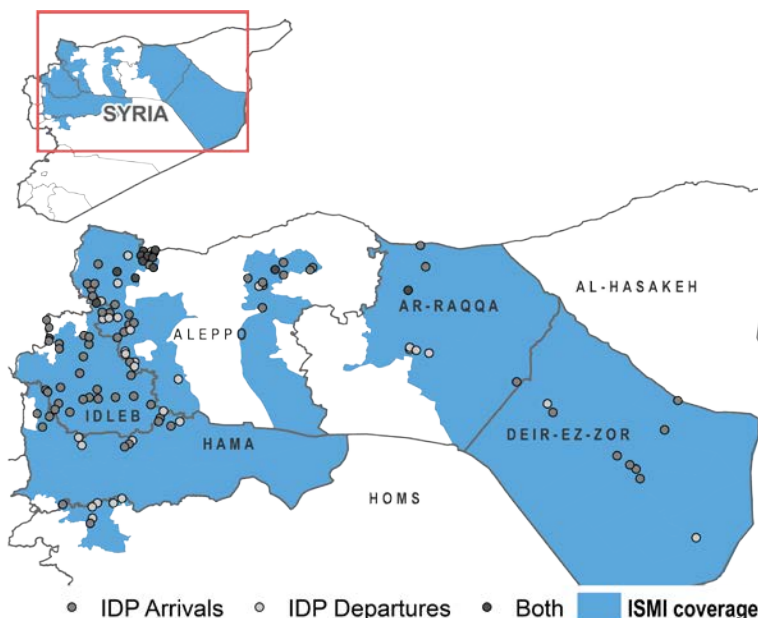


Table 1: Recorded IDP arrivals to ISMI-covered communities, by governorate, 30 January – 5 February 2017

		30 January – 5 February IDP ARRIVALS						Last week	Week before
		Reported arrivals (# IDPs)	Communities with largest IDP arrivals (# IDPs)		Most common provenance of IDP arrivals (# IDPs)		Change to last week	Reported arrivals (# IDPs)	Reported arrivals (# IDPs)
GOVERNORATE	Aleppo	4,476	Salama (1,200)	Krum (1,050)	Bazagha (409)	Al Bab (403)	↓	4,550	5,208
	Idleb	3,101	Idleb (408)	Maaret Elekhwan (273)	Wadi Barada (1,341)	Aleppo (365)	↑	1,310	3,749
	Ar-Raqqa	409	Maadan (300)	Tell Abiad (78)	Ar-Raqqa (337)	Big Sweidiyeh (48)	↑	165	1,046
	Homs	38	Dar Kabira (20)	Tal Dahab (18)	Deir Elfardis (18)		↓	57	169
	Hama	267	Jamasa Odayat – Alshareeah (60)	Qastun (50)	Ein Elfijeh (85)	Wadi Barada (60)	↑	191	284
	Deir-ez-Zor	230	Shiheil (49)	Tabiyet Shamiyeh (40)	Deir-ez-Zor (212)	Tabni (18)	↑	156	160

Table 2: Recorded IDP departures from ISMI-covered communities, by governorate, 30 January – 5 February 2017²

		23 – 29 January IDP DEPARTURES						Last week	Week before
		Reported departures (# IDPs)	Communities with largest IDP departures (# IDPs)		Most common destinations of IDP departures (# IDPs)		Change to last week	Reported departures (# IDPs)	Reported departures (# IDPs)
GOVERNORATE	Aleppo	2,733	A'zaz (1,050)	Salama (300)	Jarablus (466)	Akhtrein (140)	↓	8,957	7,459
	Idleb	452	Dana (180)	Selwa (150)	Turkey (300)	Jarablus (60)	↓	1,332	558
	Ar-Raqqa	448	Ar-Raqqa (300)	Yaarub (80)	Maadan (300)	Rashidiyeh (50)	↑	425	425
	Homs	157	Ghasbiyeh (60)	Ghanto (30)	Taqsis (60)	Turkey (30)	↓	180	117
	Hama	205	Kafr Zeita (78)	Jneineh (45)	Halfaya (118)	Hama (42)	↓	294	583
	Deir-ez-Zor	20	Tabni (10)	Hajin (10)	Abu Kamal (10)	Tarif (10)	↓	75	78

¹ UNHCR, [Syria: Flash update on recent events - 25 January 2017](#); Reuters, [Syrian army dash to al-Bab risks Turkey clash](#), 1 February 2017

² While Aleppo city was initially covered by ISMI enumerators, the safety and security situation and movement restriction caused the suspension of data collection in the city. Hence, departures from Aleppo city are not covered under departures, but under arrivals in other ISMI-covered communities.

³ It should be noted that the scale and fluidity of movements into and out of communities in A'zaz sub-district present considerable challenges for the reporting of accurate figures. The numbers reported here thus represent best estimates provided by and triangulated across at least two key informants.

ALEPPO GOVERNORATE

Recorded IDP arrivals

- 4,476 IDPs

% of arrivals from other governorates

- 1%

Most common shelter of newly arrived IDPs

- Camps (2,160 IDPs)
- Individual tents (793 IDPs)

Recorded IDP departures

- 2,733 IDPs

% of departures to other governorates


- 2%

Most common reasons for IDPs leaving Aleppo communities

- Family reunification and improved safety and security in area of origin

A total of 4,476 IDP arrivals were reported in ISMI-covered Aleppo communities over the past week. The majority of arrivals were recorded in **A'zaz sub-district (74%)**, followed by **Menbij sub-district (17%)** which received the second highest number of new arrivals (Figure 1). Significant movement of individuals toward A'zaz occurred from Al Bab sub-district. Contrary to previous weeks, the **number of IDP departures across ISMI-covered areas was less than the number of arrivals, at 2,733 IDPs**. Departures appeared to primarily occur from ISMI-covered A'zaz communities to other areas within the sub-district. .

Figure 1: Reported arrivals to sub-district (# IDPs)



Map 1: Major displacements to ISMI-covered Aleppo communities

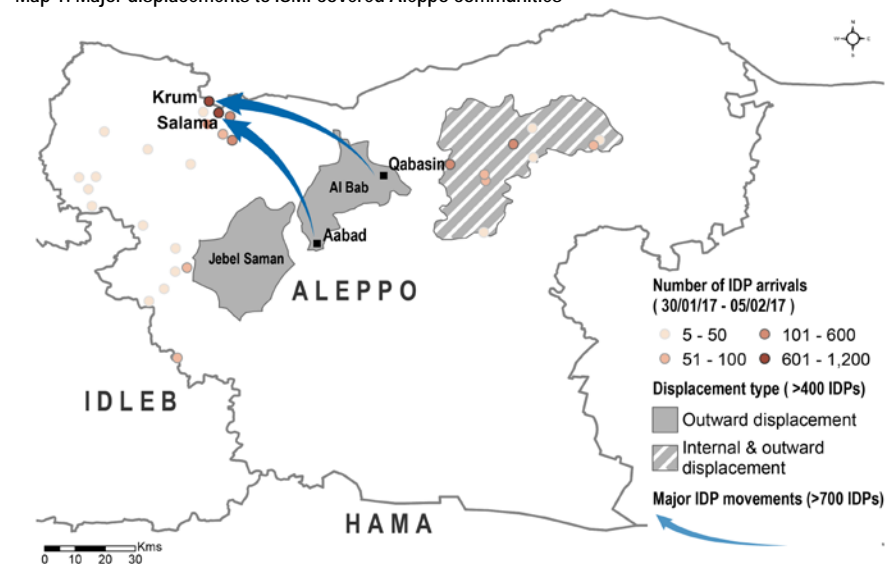


Figure 2: Five ISMI-covered communities receiving largest IDP arrivals (# IDP)

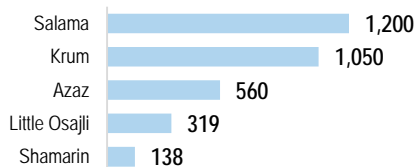
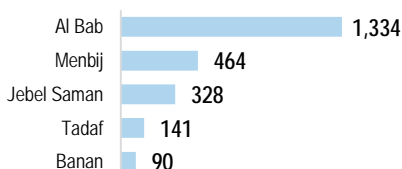


Figure 3: Five most common sub-districts of provenance of arrivals (# IDP)



HAMA GOVERNORATE

Over the past week, **267 IDPs** arrived to Hama governorate (Figure 4, 5), with **Madiq Castle sub-district** receiving the largest number of arrivals (102). **The majority of new arrivals came from Rural Damascus governorate**, with more than half of recorded inward movements to ISMI-covered areas in Hama originating in **Ein Elfijeh and Az-Zabdani sub-districts** (Figure 6). In total 205 IDPs left ISMI-covered communities in Hama over the past week, with 24 IDPs leaving to Turkey.

Figure 4: Reported arrivals to sub-district (# IDPs)

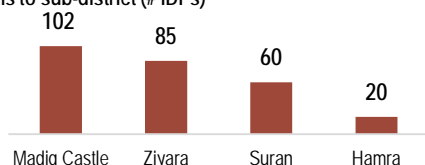


Figure 5: Five ISMI-covered communities receiving largest IDP arrivals (# IDPs)


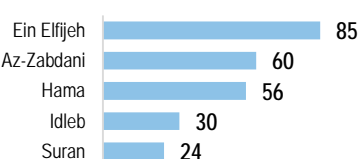


Figure 6: Five most common sub-districts of provenance of arrivals (# IDPs)



Recorded IDP arrivals

- 267 IDPs

% of arrivals from other governorates

- 65%

Most common shelter of newly arrived IDPs

- Rented/owned housing (135 IDPs)
- Hosted (120 IDPs)

Recorded IDP departures

- 205 IDPs

% of departures to other governorates

- 12%

Most common reasons for IDPs leaving Hama communities

- Reduced conflict in area of origin and reduced access to food

IDLEB GOVERNORATE

Recorded IDP arrivals

- 3,101 IDPs

% of arrivals from other governorates

- 100%

Most common shelter of newly arrived IDPs

- Rented/owned housing (760 IDPs)
- Collective centres (695 IDPs)

Recorded IDP departures

- 452 IDPs

% of departures to other governorates

- 91%

Most common reasons for IDPs leaving Idleb communities

- Family reunification elsewhere and reduced access to food

A total of 3,101 IDPs arrived to Idleb ISMI-covered communities, with more than two-thirds of all recorded arrivals originating in Rural Damascus, Az-Zabdani (1,071) and Ein Elfijeh sub-districts (483) followed by arrivals from Aleppo governorate (592) (Figure 9). The majority of arrivals occurred to Dana and Kafr Nobol sub-districts, with smaller numbers arriving in Maaret Tamsrin and Idleb (Figure 7). Meanwhile, a total of 452 IDPs left the governorate in the past week, with two-thirds reportedly travelling across the border to Turkey (300).

Figure 7: Five ISMI-covered sub-districts receiving the largest IDP arrivals (# IDPs)

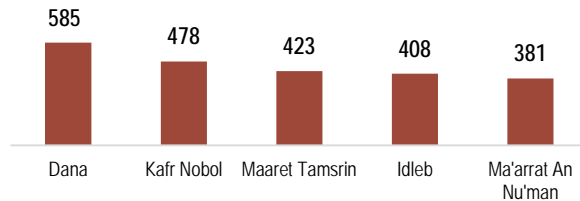
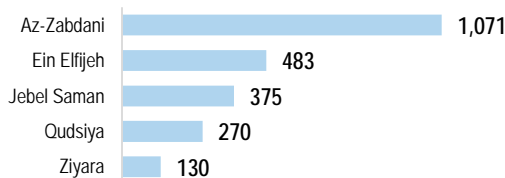


Figure 8: Five ISMI-covered communities receiving largest IDP arrivals (# IDPs)



Figure 9: Five most common sub-districts of provenance of arrivals (# IDPs)



Map 2: Major displacement from Rural Damascus to ISMI-covered Idleb communities



AR-RAQQA GOVERNORATE

Four ISMI-covered Ar-Raqqa communities in Maadan, Tell Abiad and Ein Issa sub-districts saw the arrival of 409 IDPs in the past week (Figure 10, 11). All movements occurred within Ar-Raqqa governorate, with IDPs being displaced from Ar-Raqqa and Jurneyyeh sub-districts (Figure 12). In total, 448 IDPs were reported to have left ISMI-covered communities in Ar-Raqqa. Escalation of conflict and reduced access to food as well as family reunification were the main reasons of displacement to elsewhere within the governorate.

Figure 10: Reported arrivals to sub-districts (# IDPs)

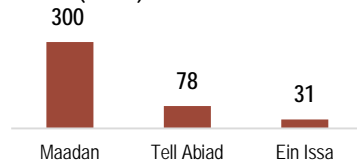


Figure 11: ISMI-covered communities receiving IDP arrivals (# IDPs)

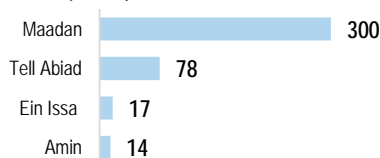
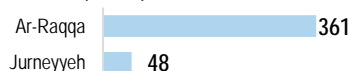


Figure 12: Sub-districts of provenance of arrivals (# IDPs)



Recorded IDP arrivals

- 409 IDPs

% of arrivals from other governorates

- 0%

Most common shelter of newly arrived IDPs

- Hosted (409 IDPs)

Recorded IDP departures

- 448 IDPs

% of departures to other governorates

- 0%

Most common reasons for IDPs leaving Ar-Raqqa communities

- Escalation of conflict, family reunification elsewhere and reduced access to food

DEIR-EZ-ZOR GOVERNORATE

Recorded IDP arrivals

- 230 IDPs

% of arrivals from other governorates

- 0%

Most common shelter of newly arrived IDPs

- Hosted (169 IDPs)
- Rented (61 IDPs)

Recorded IDP departures

- 20 IDPs

% of departures to other governorates

- 0%

Most common reasons for IDPs leaving Deir-ez-Zor communities

- Reduced access to health services

A total of 230 IDPs arrived to four ISMI-covered sub-districts in Deir-ez-Zor, with Basira and Muhasan receiving the largest number of arrivals from elsewhere in the governorate (Figure 13, 14). The majority of IDP arrivals originated in Deir-ez-Zor sub-district (212). In the past week, 20 IDPs were reported to have left the two communities of Hajin (10) and Tabni (10) in Deir-ez-Zor, with reduced access to health services reported as the main reason for movement.

Figure 13: Reported arrivals to sub-district (# IDPs)

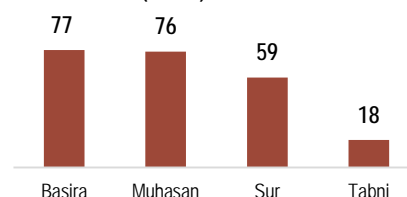
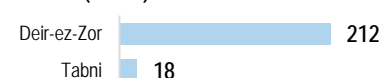


Figure 14: ISMI-covered communities receiving IDP arrivals (# IDPs)



Figure 15: Sub-districts of provenance of arrivals (# IDPs)



HOMS GOVERNORATE

Over the course of the past week, 38 IDPs arrived to two ISMI-covered communities in Homs and Taldy sub-districts (Figures 16, 17). Nearly half of the recent arrivals were reported to have arrived to Taldy sub-district from Harbanifse sub-district, from the community of Deir Elfardis (Figure 18). Meanwhile, five ISMI-covered communities in Homs recorded the secondary displacement of 157 IDPs to other areas in the governorate (67), Hama (60) and across the border to Turkey (30).

Figure 16: Reported arrivals to sub-district (# IDPs)

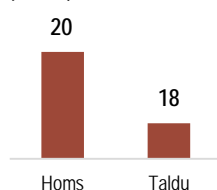


Figure 17: ISMI-covered communities receiving IDP arrivals (# IDPs)



Figure 18: Sub-districts of provenance of arrivals (# IDPs)



Recorded IDP arrivals

- 38 IDPs

% of arrivals from other governorates

- 53%

Most common shelter of newly arrived IDPs

- Rented/owned housing (20 IDPs)
- Hosted (18 IDPs)

Recorded IDP departures

- 157 IDPs

% of departures to other governorates

- 57%

Most common reasons for IDPs leaving Homs communities

- Loss of income, family reunification elsewhere, reduced access to food

ABOUT ISMI & THIS FACTSHEET

The IDP Situation Monitoring Initiative (ISMI) is an initiative of the Camp Coordination and Camp Management (CCCM) Cluster, implemented by REACH with the support of Syria Relief Network (SRN) and cluster members.

Following a baseline assessment conducted between 23 October and 21 November 2016, weekly data collection cycles have been initiated to provide regular updates on IDP movements. Based on 1,183 communities assessed in the governorates of Aleppo, Ar-Raqqa, Deir-ez-Zor, Hama, Homs and Idleb during the baseline, this factsheet presents a summary of reported inward and outward movements of IDPs in the 7 days preceding data collection. From 30 January to 5 February 2017 such displacements were reported in 113 out of all ISMI-covered communities.

Displacement was identified through an extensive key informant (KI) network, either through alert initiated by KIs or follow-up by enumerators. A range of 2-3 KIs were interviewed in each community, while collected information was further triangulated through other sources, including CCCM member data and humanitarian updates. This approach allows for regular updates on IDP movements at a community level across ISMI coverage areas. As movement updates are limited to areas covered by ISMI, there are displacements that are not reported on here.

An initiative of



Feedback: CCCM Cluster Northern Syria, Email: syria.cross.border.info@ccmcluster.org, Info: <http://www.globalccmcluster.org>, <https://www.humanitarianresponse.info>

Implemented by

