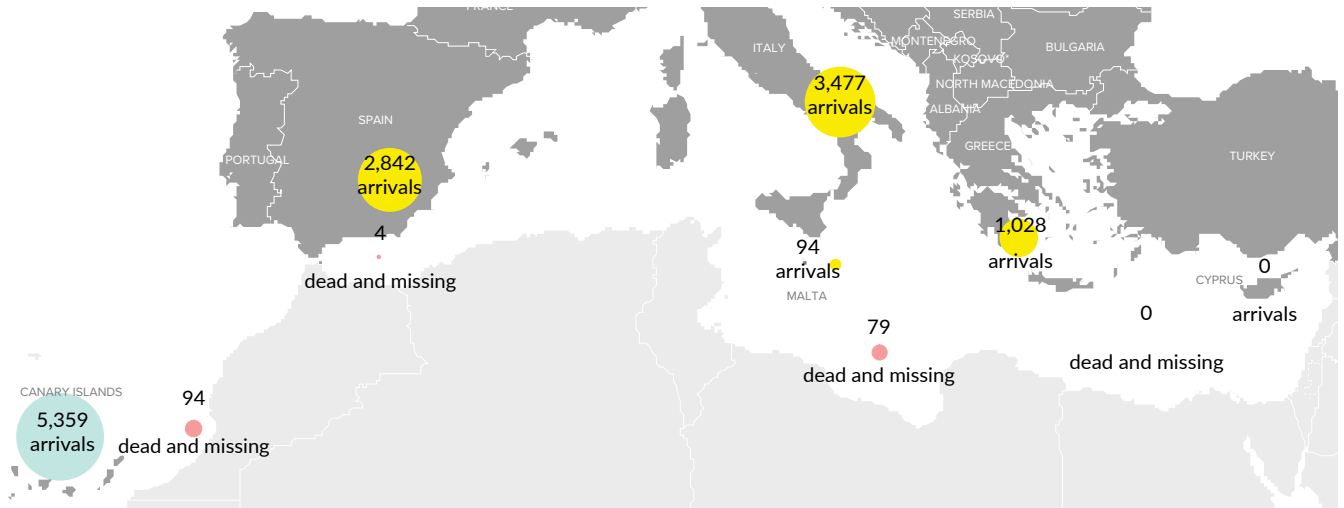


EUROPE SITUATIONS: DATA AND TRENDS

ARRIVALS AND DISPLACED POPULATIONS

FIGURES as of 31 OCTOBER 2020

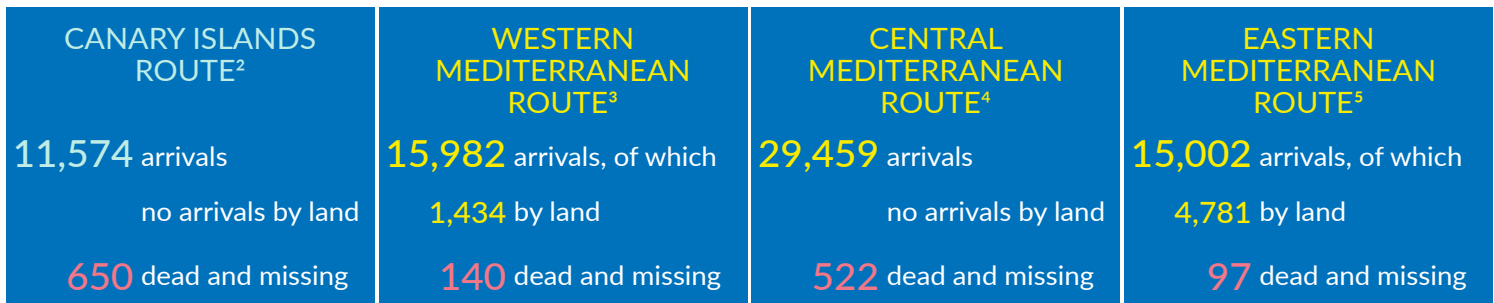


Includes Serbia and Kosovo (S/RES/1244 [1999]). The boundaries and names shown, and the designations used on this map do not imply official endorsement or acceptance by the United Nations.

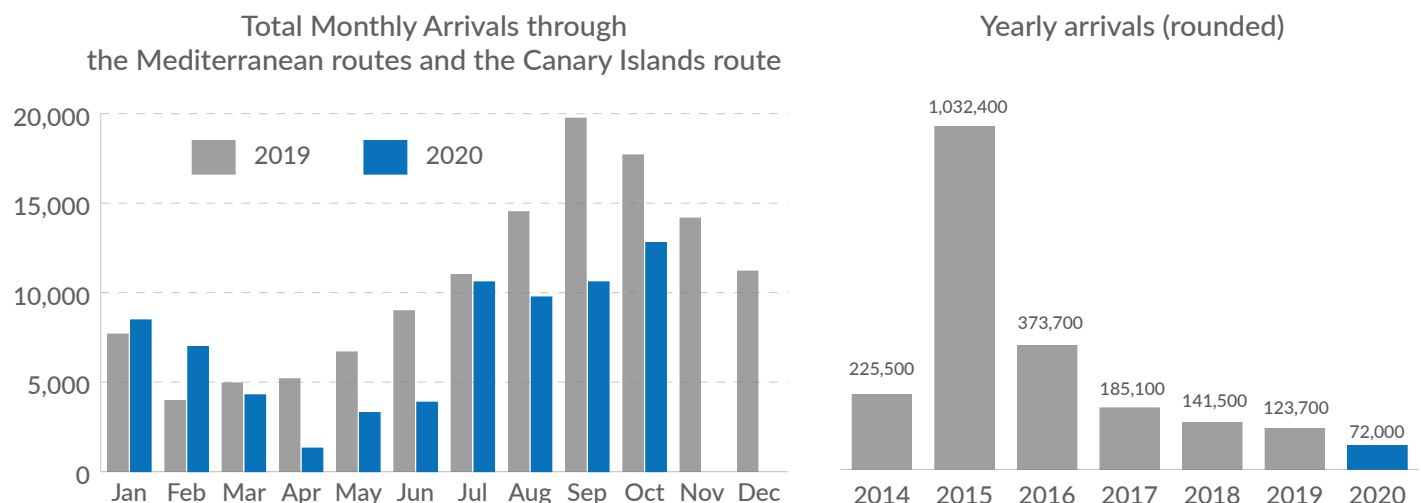
CUMULATIVE FIGURES (1 JANUARY - 31 OCTOBER 2020)

72,017 estimated arrivals

1,409 estimated dead and missing¹



ARRIVAL TRENDS (SINCE 2014)



¹ Dead and missing figures refer to the Mediterranean and Canary Islands routes. Information is compiled from a variety of sources, the quality and reliability of which can vary. Every effort has been made to ensure that all statistical information is verified, and figures on dead and missing at sea represent conservative estimates of a number that could possibly be higher than reported.

² Includes sea arrivals in Canary Islands (Spain) via the Atlantic Ocean.

³ Includes sea and land arrivals in Spain via the Western Mediterranean route.

⁴ Includes sea arrivals in Italy and Malta.

⁵ Includes sea and land arrivals in Greece and sea arrivals in Cyprus.

ARRIVALS TO EUROPE

1:16

1 in every 16 persons went missing or died while crossing the Atlantic towards the Canary Islands in 2020

Most arrivals to Europe in October via sea routes were to the Canary Islands, where over 5,300 people arrived from West Africa and North Africa, almost double the number that arrived there in the whole of 2019. Arrivals to the Canary Islands represent 42% of sea arrivals to Spain so far this year.

As of the end of October, Spain had received the highest number of arrivals to Europe in 2020, some 27,600 by land and sea, slightly more than Italy, which received some 27,200 in the same period. The latest available data continues to indicate that most arrivals to the Spanish mainland are from Algeria and Morocco, while most arriving this year by sea via the deadly Canary Islands route are from Mali, Morocco, Côte d'Ivoire, Guinea and Senegal. In October, some 94 people are believed to have died along the route to the Canary Islands, contributing to a cumulative total of 650 so far in 2020, making it the deadliest sea route to Europe this year, overtaking the Central Mediterranean route.

Just under 3,500 refugees and migrants arrived in Italy by sea in October, a 72% increase compared to last October, but a 21% decrease from last month. Arrivals in October came primarily from Tunisia (42%), Turkey (31%) and Libya (17%), with crossings also recorded from Greece, Algeria and Montenegro. As of the end of October, the primary nationalities arriving in Italy this year have been Tunisians (41%) and Bangladeshis (13%), followed by Pakistanis, Ivorians and Algerians (5% each).

Just over 1,000 refugees and migrants arrived in Greece in October, with the majority arriving by the land route and only 121 sea arrivals recorded. However, the Turkish Coast Guard reported rescuing or intercepting over 1,500 people in October, some of whom were allegedly pushed back from Greece.

i For more information please visit <https://data2.unhcr.org/en/situations/mediterranean>

SOUTH EASTERN EUROPE⁶

As part of mixed movements, in October, arrivals in South Eastern Europe decreased by 26% compared to September and by 8% compared to October 2019, with some 5,602 persons estimated to have entered the subregion, mainly through North Macedonia. In total, an estimated 49,177 people arrived in or transited through South Eastern Europe between 1 January and 31 October 2020. In October, 209 persons submitted an asylum application across all countries in the subregion, an increase of 36% compared to September 2020.

i For more information please visit <https://data2.unhcr.org/en/situations/westbalkans>

OTHER SITUATIONS

Turkey

Refugees ⁷	3.6 million
Asylum-seekers ⁷	328,000

% of Syrians among the refugees **92%**

i For more information, please see the [UNHCR Turkey Operational Update October 2020](#)

Ukraine

Internally displaced persons ⁸	734,000
Refugees ⁹	2,200
Asylum-seekers ¹⁰	2,600
Stateless persons ¹¹	35,700
Other persons of concern ¹²	1.68 million

i For more information, please see the [UNHCR Ukraine Operational Update September 2020](#)

⁶ Includes Albania, Bosnia and Herzegovina, Montenegro, North Macedonia, Serbia and Kosovo (S/RES/1244 [1999]).

⁷ UNHCR - [Global Report 2019](#).

⁸ Residing more permanently in government-controlled areas (GCA). OCHA - [2020 Humanitarian Needs Overview - Ukraine](#), January 2020.

⁹ Refugees, including persons with complementary protection, UNHCR, State Migration Service of Ukraine as of 30 June 2020

¹⁰ UNHCR as of 31 October 2020

¹¹ UNHCR, State Migration Service of Ukraine as of 30 June 2020.

¹² Estimated number of vulnerable, conflict-affected persons living along the 'contact line' in government-controlled areas (GCA) and non-government controlled areas (NGCA), Protection Cluster, UNHCR - 2020.