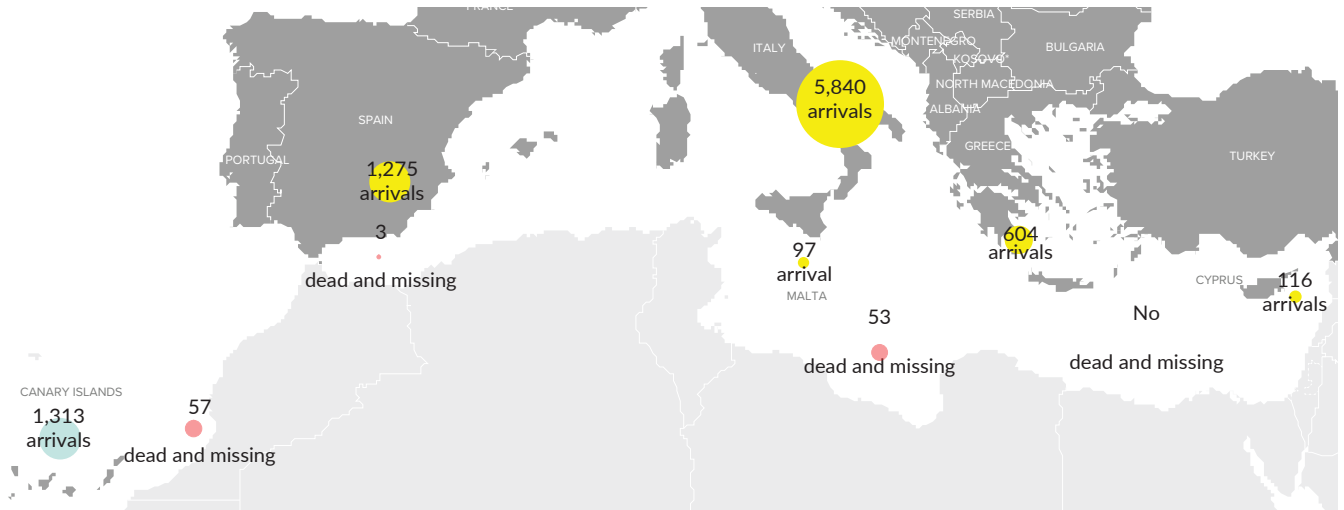


EUROPE SITUATIONS: DATA AND TRENDS

ARRIVALS AND DISPLACED POPULATIONS

FIGURES as of 30 JUNE 2021



Includes Serbia and Kosovo (S/RES/1244 [1999]). The boundaries and names shown, and the designations used on this map do not imply official endorsement or acceptance by the United Nations.

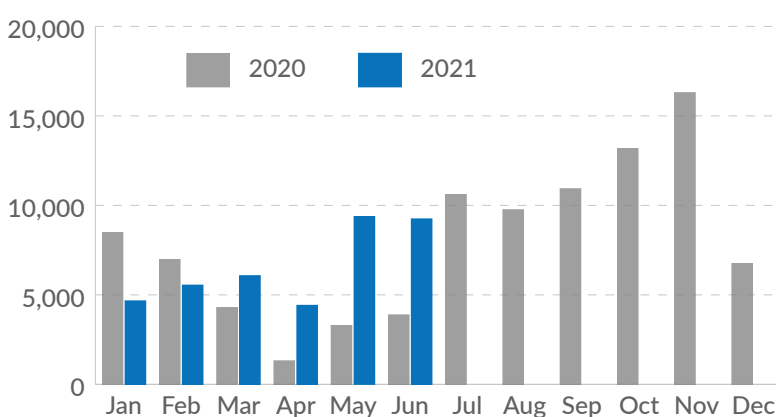
CUMULATIVE FIGURES (1 JANUARY - 30 JUNE 2021)

39,313 estimated arrivals

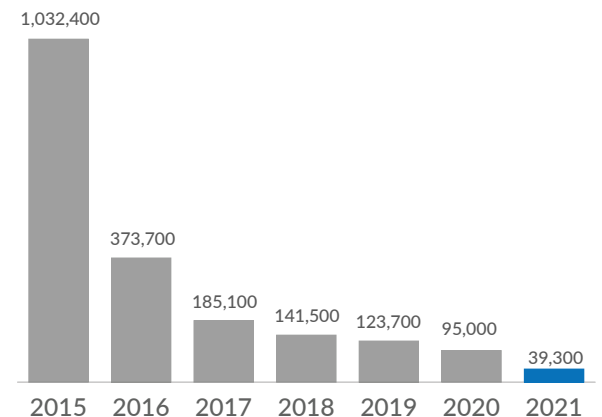
1,044 estimated dead and missing at sea¹

ROUTE	ARRIVALS	DEAD AND MISSING
CANARY ISLANDS ROUTE²	6,952 arrivals no arrivals by land	203 dead and missing
WESTERN MEDITERRANEAN ROUTE³	6,603 arrivals, of which 436 by land	142 dead and missing
CENTRAL MEDITERRANEAN ROUTE⁴	20,776 arrivals no arrivals by land	694 dead and missing
EASTERN MEDITERRANEAN ROUTE⁵	4,982 arrivals, of which 2,505 by land	5 dead and missing

Total Monthly Arrivals through the Mediterranean routes and the Canary Islands route



Yearly arrivals (rounded)



¹ Dead and missing figures refer to the Mediterranean and Canary Islands routes. Information is compiled from a variety of sources, the quality and reliability of which can vary. While every effort has been made to ensure that all statistical information is verified, figures on dead and missing at sea represent an estimate. Triangulation of information and sources is performed on a continuous basis. Therefore, amendments in figures may occur, including retroactively.

² Includes sea arrivals in Canary Islands (Spain) via the Atlantic Ocean.

³ Includes sea and land arrivals in Spain via the Western Mediterranean route.

⁴ Includes sea arrivals in Italy and Malta.

⁵ Includes sea and land arrivals in Greece and sea arrivals in Cyprus.

ARRIVALS TO EUROPE

Consistent with seasonal trends, some 9,300 refugees and migrants arrived in Europe via the Mediterranean and Canary Islands routes in June, slightly fewer than in May. Of these, some 2,600 arrived in Spain, a small decrease compared to May. Arrivals in Italy and Greece in June increased by 3% and 13%, respectively, compared to last month.

45%

fewer refugees and migrants arrived in or transited through the Western Balkans subregion in June 2021 vs. June 2020

Over 600 refugees and migrants arrived in Greece this month, 13% increase compared to May. At the same time, arrivals to Greece in the first half of 2021 decreased by 64% compared to the same period last year, as allegations of pushbacks at land and sea borders continued. Turkish authorities reported rescuing or intercepting some 1,650 refugees and migrants in the Aegean in June, nearly double the number in May.

Of the 5,800 refugees and migrants arriving in Italy in June, 52% had departed from Libya and 22% from Tunisia. The number of arrivals in Italy from Libya in June declined by 30% compared to May. Separately, some 4,500⁶ refugees and migrants who departed from Libya in June were intercepted or rescued by Libyan authorities and disembarked in Libya, 25% more than in May. According to available data, most people departing from Libya so far this year were from Bangladesh, Eritrea and Egypt. People arriving in Italy from Tunisia this year originated mainly from Tunisia, Côte d'Ivoire and Guinea.

Of the 2,600⁷ refugees and migrants who arrived in Spain in June, half arrived through the Mediterranean route, and the other half in the Canary Islands. Arrivals in the Canary Islands in June increased by nearly 50% compared to May. Overall, the number of arrivals in Spain in the first half of 2021 both through the Western Mediterranean and Canary Islands routes was 57% higher than in the same period last year.

i For more information please visit <https://data2.unhcr.org/en/situations/mediterranean>

SOUTH EASTERN EUROPE⁸

In June, some 3,000 people arrived in or transited through the subregion as part of mixed movements, 30% more than in May (2,104), and 45% fewer than in June 2020. In the first half of 2021, 13,400 people arrived in or transited through the subregion, 35% fewer than in the same period in 2020.

Eighty-nine persons submitted an asylum application in June, a 17% increase compared to May (76). Of these, the main countries of origin were the Syrian Arab Republic (16%), Afghanistan (15%), Iraq (12%), Libya (10%) and Pakistan (10%). In June, 18% of asylum applications were lodged by children, of which 1% were unaccompanied or separated.

Thirty asylum interviews were conducted in June, and three positive first-instance decisions were issued (two refugee status and one subsidiary protection status), while fifteen applications were rejected and fifty were closed, as the applicants were no longer present in the country of application.

i For more information please visit <http://data2.unhcr.org/en/situations/southeasterneurope>

OTHER SITUATIONS

Turkey

Refugees⁹ **3.7 million**
Asylum-seekers⁹ **322,000**

% of Syrians among the refugees **98%**

i For more information, please see the [UNHCR Turkey Operational Update June 2021](#)

Ukraine

Internally displaced persons¹⁰ **734,000**
Refugees¹¹ **2,300**
Asylum-seekers¹² **2,700**
Stateless persons¹³ **35,900**
Other persons of concern¹⁴ **1.62 million**

i For more information, please see the [UNHCR Ukraine Operational Update February 2021](#)

⁶ <https://data2.unhcr.org/en/documents/details/87729>

⁷ Official data of arrivals in Ceuta from 17 May onwards have not been made available and are currently under analysis by the Ministry of Interior. UNHCR will include this information as soon as it becomes available.

⁸ Includes Albania, Bosnia and Herzegovina, Montenegro, North Macedonia, Serbia and Kosovo (S/RES/1244 [1999]).

⁹ GLOBAL TRENDS REPORT.

¹⁰ Residing more permanently in government-controlled areas (GCA). OCHA - [2021 Humanitarian Needs Overview - Ukraine](#), February 2021.

¹¹ Refugees, including persons with complementary protection, UNHCR, State Migration Service of Ukraine as of 31 December 2020.

¹² UNHCR as of 31 January 2021.

¹³ UNHCR, State Migration Service of Ukraine as of 31 December 2020.

¹⁴ Estimated number of vulnerable, conflict-affected persons living along the 'contact line' in government-controlled areas (GCA) and non-government controlled areas (NGCA), Protection Cluster, UNHCR - December 2020.