

REGIONAL KEY FIGURES



Inter-Agency Coordination Platform for Refugees and Migrants from Venezuela


REGIONAL RESPONSE PLAN

MID YEAR 2021

LATIN AMERICA AND THE CARIBBEAN



APPROX. VENEZUELAN REFUGEES AND MIGRANTS
4.6 M



POPULATION PROJECTION 2021¹
5.3 M



PEOPLE IN NEED 2021¹
3.8 M



TOTAL REQUIREMENTS
\$1.44 B

FUNDED²

378.5M - 26 %



RMRP PARTNERS
159

PEOPLE REACHED IN 2021

TOTAL (IN DESTINATION, IN TRANSIT, PENDULAR, RETURNEES, AFFECTED HOST COMMUNITY)



PEOPLE IN NEED³

7.5 M



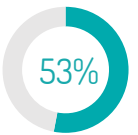
PEOPLE TARGETED³

3.5 M



PEOPLE REACHED³

1.8 M



RMRP PARTNERS REPORTING

114



IMPLEMENTING PARTNERS

292




REPORTED ACTIVITIES

+29.8K

COUNTRY PROGRESS ³	PEOPLE REACHED / % TARGET	FUNDING ²
Colombia	1.219 K 68 %	37 %
Peru	149 K 22 %	19 %
Ecuador	206 K 57 %	14 %
Brazil	123 K 67 %	9 %
Central America & Mexico	11 K 25 %	4 %
The Southern Cone	26 K 16 %	16 %
The Caribbean	48 K 38 %	20 %

SECTOR PROGRESS ³	PEOPLE REACHED / % TARGET	FUNDING ²
Education	143 K 25 %	6 %
Food Security	940 K 51 %	49 %
Health	984 K 51 %	4 %
Humanitarian Transportation	34 K 37 %	1 %
Integration	124 K 19 %	4 %
Nutrition	24 K 9 %	9 %
Protection	411 K 29 %	3 %
Child Protection	66 K 18 %	4 %
GBV	55 K 30 %	0.2 %
Human trafficking & Smuggling	2 K 13 %	0 %
Shelter	187 K 33 %	3 %
WASH	360 K 30 %	2 %
Multipurpose Cash Assistance	361 K 29 %	14 %

378.5 M FUNDED 1.44 B REQUIRED

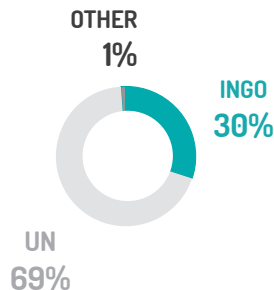


FUNDED ORGANISATIONS

30

DONORS

48



MAIN CONTRIBUTIONS BY DONORS IN USD

United States	\$326.7M
Sweden	\$12.0M
ECHO	\$10.5M
Germany	\$4.7M
Canada	\$4.4M

[MORE INFO ON R4V.INFO](https://www.r4v.info)

1. FOR COMPARISON PURPOSE ONLY REFUGEES AND MIGRANTS IN DESTINATION IS USED IN THE TOP LINE FIGURES. FOR FURTHER BREAKDOWN AND DISAGGREGATION PLEASE REFER TO THE RMRP 2021. 2. SOURCE:FTS/OCHA 3. THIS INCLUDES ALL POPULATION GROUP (REFUGEES AND MIGRANTS IN DESTINATION, IN TRANSIT, PENDULAR, RETURNEES & AFFECTED HOST COMMUNITY)