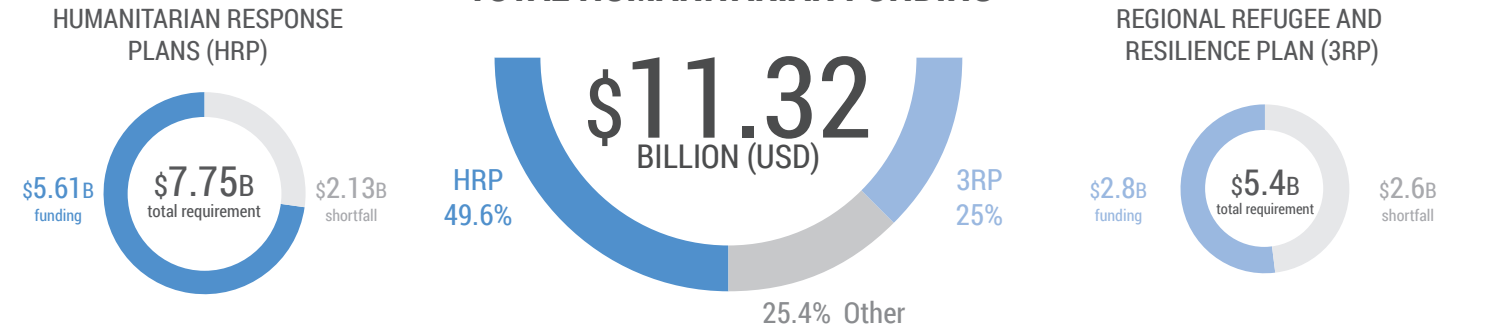



### TOTAL HUMANITARIAN FUNDING



HRP OVERVIEW BY COUNTRY	Funding	Shortfall	Requirement (\$USD millions)
Syria	65%	35%	3,364
Yemen	87%	13%	2,959
Iraq	93%	7%	569
Palestin	46%	54%	540
Libya	26%	74%	313

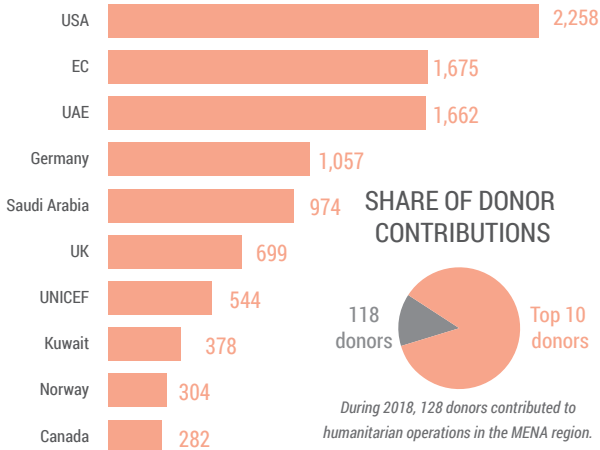
3RP OVERVIEW BY COUNTRY	Funding	Shortfall	Requirement (\$USD millions)
Lebanon	44%	56%	2,291
Turkey	66%	34%	1,744
Jordan	56%	44%	1,037
Iraq	21%	79%	227
Egypt	38%	62%	139

### TOTAL HUMANITARIAN FUNDING ALLOCATION BY CLUSTER/SECTOR (\$USD millions)

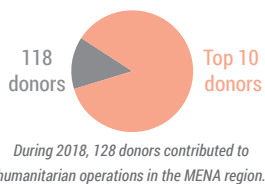


### TOTAL HUMANITARIAN FUNDING BY DONORS AND RECIPIENTS

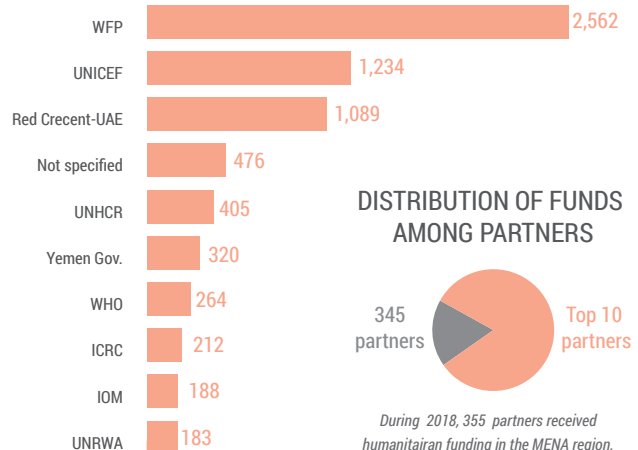
#### TOP 10 DONORS (\$USD millions)



#### SHARE OF DONOR CONTRIBUTIONS



#### TOP 10 PARTNER RECIPIENTS (\$USD millions)



#### DISTRIBUTION OF FUNDS AMONG PARTNERS

