

More than 20 million people in Nigeria, South Sudan, Somalia and Yemen are experiencing famine or a credible risk thereof over the coming six months. To avert a humanitarian catastrophe in the four countries, humanitarian operations require more than **US\$5.6 billion** in 2017. Of this amount **\$4.4 billion** is urgently needed for life-saving assistance in the key areas of food security, health, nutrition, and water, sanitation and hygiene, as these are key sectors of famine response and prevention.

PEOPLE TARGETED FOR IMMEDIATE ASSISTANCE

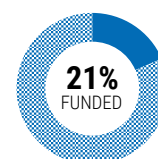
20 MILLION

IMMEDIATE REQUIREMENTS FOR PRIORITY SECTORS

\$ **4.4** BILLION

FUNDING RECEIVED FOR IMMEDIATE REQUIREMENTS

\$ **984** M



HUMANITARIAN RESPONSE PLAN (HRP) REQUIREMENTS AND FUNDING

HUMANITARIAN RESPONSE PLANS

COUNTRY	REQUIREMENTS	FUNDING	% FUNDED
Nigeria	\$1.05 B	\$157.2 M	14.9%
South Sudan	\$1.64 B	\$373.6 M	22.8%
Somalia	\$864.0 M	\$367.1 M	42.5%
Yemen	\$2.07 B	\$201.3 M	9.7%
TOTAL	\$5.6 B	\$1.10 B	20%

PRIORITY SECTORS WITHIN THE HRPs

COUNTRY	REQUIREMENTS	FUNDING	% FUNDED
Nigeria	\$734.1 M	\$116.8 M	15.9%
South Sudan	\$1.25 B	\$269.1 M	21.5%
Somalia	\$720.0 M	\$257.6 M	35.8%
Yemen	\$1.70 B	\$167.1 M	9.8%
Priority sector allocation to be determined¹	-	\$173.6 M	-
TOTAL	\$4.4 B	\$984.2 M	21%

¹ Includes flexible, unearmarked funding to the HRPs in the four countries.

Humanitarian Response Plans are strong, effective and strategic. They represent reliable investments to meet the needs of people affected by crisis over the next year. They represent the common voice of the humanitarian community.

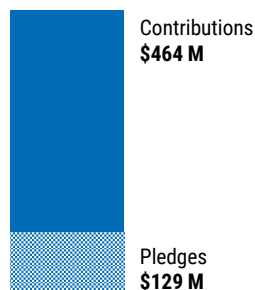
**HOW TO MAKE
A DIFFERENCE**

Humanitarian Response Plans: www.humanitarianresponse.info/en/operations
CERF: www.unocha.org/cerf/donate
CBPFs: www.unfoundation.org/how-to-help/donate/support-unherf.html

TOTAL HUMANITARIAN FUNDING (INCLUDES HRP FUNDING)

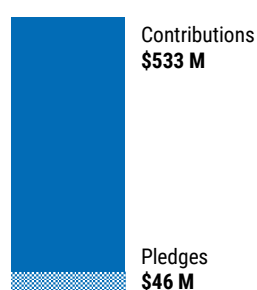
More than **\$1.7 billion** has been contributed/committed (**\$1.51 billion**) or pledged (**\$198 million**) for the four countries facing famine or a credible risk of famine. This amount includes funding for the priority needs laid out in the four UN-coordinated Humanitarian Response Plans.

SOUTH SUDAN



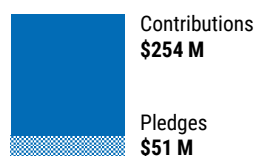
TOTAL
\$593 M

SOMALIA²



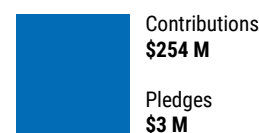
TOTAL
\$579 M

YEMEN



TOTAL
\$305 M

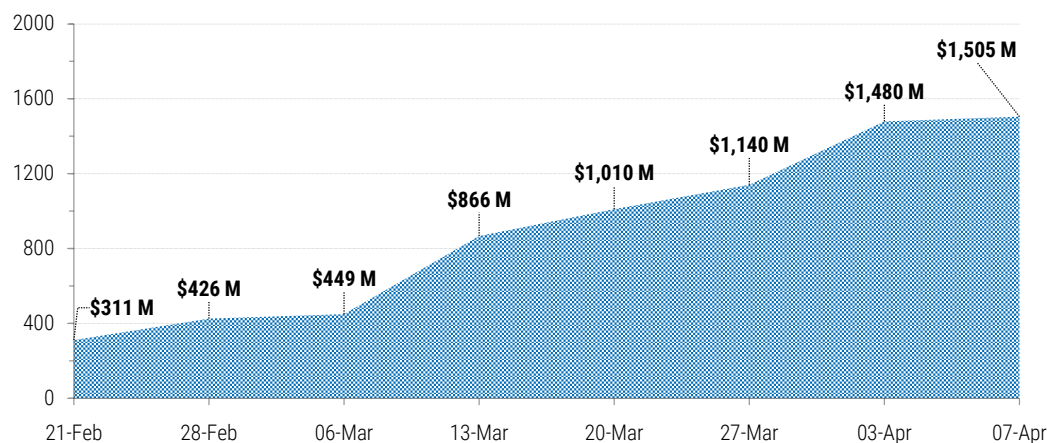
NIGERIA



TOTAL
\$257 M

² CERF has also made a loan of \$22 M to FAO for its Somalia operations.

EVOLUTION OF TOTAL CONTRIBUTIONS (FEBRUARY TO APRIL 2017)



Funding for famine response and prevention has increased significantly and steadily following the declaration of famine in some parts of South Sudan on **20 February**.

FUNDING TO COUNTRY-BASED POOLED FUNDS (CBPFs)

Country-based pooled funds are active in the four affected countries, including Nigeria where a new fund was launched in February. Pooled funds enable partners to deliver timely, flexible and effective life-saving assistance to people in need and ensure that contributions go to the highest priority projects in response plans. They support the best-placed frontline responders, including local NGOs. A total of **\$63.3 M** in contributions and pledges from twelve donors have been recorded this year for the four funds.

COUNTRY	TOTAL	CONTRIBUTIONS	PLEDGES	DONORS
Nigeria	\$4.3 M	\$4.0 M	\$0.3 M	Arab Gulf Programme, Luxembourg, Malta, Sri Lanka, Sweden
South Sudan	\$22.2 M	\$12.3 M	\$9.9 M	Australia, Belgium, Germany, Ireland, Luxembourg, Sweden, Switzerland
Somalia	\$22.6 M	\$20.6 M	\$2.0 M	Australia, Germany, Ireland, Luxembourg, Netherlands, Sweden, Switzerland
Yemen	\$14.2 M	\$5.1 M	\$9.1 M	Arab Gulf Programme, Canada, Netherlands, Sri Lanka, Sweden

Source: Grant Management System (GMS) <https://gms.unocha.org/content/cbpf-contribution> and OCHA South Sudan, 7 April 2017

FUNDING PER DONOR (CONTRIBUTIONS AND PLEDGES AS REPORTED TO FTS)

The following donors have made contributions and pledges to humanitarian partners in the four affected countries. Many donors have also provided flexible, unearmarked funding to aid agencies' regional or global operations, or to country-based pooled funds (CBPFs). Unearmarked funding given to the Central Emergency Response Fund (CERF) has also enabled humanitarian partners to scale up mitigation measures in response to famine, severe food insecurity and malnutrition in Nigeria, South Sudan and Somalia. Donors who have contributed to CBPFs and the CERF in the first quarter of 2017 are highlighted below.

DONOR	TOTAL	CONTRIBUTIONS AND COMMITMENTS	UNCOMMITTED PLEDGES ⁷	NIGERIA	SOUTH SUDAN	SOMALIA	YEMEN
United States	\$407.7 M	\$407.7M	-	\$76.7 M	\$150.4 M	\$147.4 M	\$33.2 M
United Kingdom	\$307.2 M	\$230.3 M	\$76.9 M	\$1.3 M	\$135.0 M	\$142.3 M	\$28.6 M
ECHO/EU	\$281.9 M	\$281.9 M	-	\$82.5 M	\$66.0 M	\$79.3 M	\$54.1 M
Sweden ^{3,4}	\$72.1 M	\$72.1 M	-	\$17.6 M	\$14.4 M	\$22.4 M	\$17.7 M
CERF	\$71.0 M	\$40.5 M	\$30.5 M	\$22.0 M	\$15.5 M	\$33.0 M	-
Canada	\$68.2 M	\$68.2 M	-	\$11.1 M	\$27.8 M	\$8.9 M	\$20.5 M
Private	\$60.1 M	\$8.1 M	\$52.0 M	\$0.2 M	\$16.0 M	\$12.9 M	\$31.0 M
Japan	\$59.6 M	\$59.6 M	-	\$5.0 M	\$6.8 M	\$17.7 M	\$30.0 M
Denmark	\$48.3 M	\$48.3 M	-	\$3.1 M	\$19.6 M	\$18.4 M	\$7.3 M
Germany ^{3,4}	\$33.6 M	\$33.6 M	-	\$1.6 M	\$6.1 M	\$10.0 M	\$15.9 M
Australia ^{3,4}	\$25.8 M	\$25.8 M	-	-	\$12.9 M	\$12.9 M	-
Switzerland ^{3,4}	\$21.6 M	\$21.6 M	-	\$4.5 M	\$5.7 M	\$11.1 M	\$0.4 M
Finland ³	\$17.7 M	\$17.7 M	-	\$2.1 M	\$8.1 M	\$5.8 M	\$1.6 M
Saudi Arabia	\$12.9 M	\$12.9 M	-	-	-	\$2.4 M	\$10.5 M
Rep. of Korea ^{3,5}	\$11.0 M	\$0.5 M	\$10.5 M	\$3.1 M	\$2.6 M	\$2.6 M	\$2.6 M
Netherlands ^{3,4}	\$10.7 M	\$10.7 M	-	-	\$6.4 M	\$4.3 M	-
Ireland ^{3,4}	\$9.3 M	\$9.3 M	-	-	\$5.6 M	\$3.7 M	-
Italy	\$5.0 M	\$5.0 M	-	-	-	\$2.3 M	\$2.7 M
World Bank	\$3.4 M	\$3.4 M	-	-	-	-	\$3.4 M
Austria	\$3.2 M	\$3.2 M	-	-	\$1.6 M	-	\$1.6 M
Norway	\$2.2 M	\$2.2 M	-	\$0.4 M	\$0.6 M	\$0.7 M	\$0.6 M
Belgium ⁴	\$1.6 M	\$1.6 M	-	\$0.5 M	\$0.8 M	-	\$0.3 M

DONOR	TOTAL	CONTRIBUTIONS AND COMMITMENTS	UNCOMMITTED PLEDGES ⁷	NIGERIA	SOUTH SUDAN	SOMALIA	YEMEN
Qatar	\$1.3 M	\$1.3 M	-	-	-	-	\$1.3 M
Russia	\$1.0 M	\$1.0 M	-	-	-	-	\$1.0 M
Pakistan	\$1.0 M	-	\$1.0 M	-	-	-	\$1.0 M
Kuwait ³	\$0.9 M	\$0.9 M	-	-	-	\$0.9 M	-
Luxembourg ^{3,4}	\$0.6 M	\$0.6 M	-	\$0.3 M	\$0.3 M	-	-
Czech Republic ³	\$0.3 M	\$0.3 M	-	\$0.1 M	\$0.2 M	-	-
Liechtenstein ³	\$0.2 M	\$0.2 M	-	-	-	\$0.1 M	\$0.1 M
Botswana	\$0.1 M	-	\$0.1 M	-	-	\$0.1 M	-
Malta ⁴	\$0.03 M	\$0.03 M	-	\$0.03 M	-	-	-
Sri Lanka ^{3,4}	\$2,500	-	\$1,250	-	-	-	\$1,250
Other ⁶	\$132.5 M	\$133.0 M	-	\$19.3 M	\$74.1 M	\$25.3 M	\$13.7 M

³ Donor has made a contribution to CERF. The following donors have also contributed to CERF by the end of March, enabling the Fund's first 2017 underfunded window allocations, including to Nigeria and Somalia: Estonia, Iceland, India, Monaco, Myanmar, New Zealand, Peru, Portugal, Thailand, Sovereign Military Order of Malta, and Belgian Government of Flanders.

⁴ Donor has made a contribution to one or more of the affected countries and/or to a CBPF in one or more of the affected countries.

⁵ Breakdown per country to be confirmed.

⁶ Includes carry-over, other income, and allocation of unearmarked funds by UN agencies.

⁷ May not include all pledges made by donors at the Oslo conference for Nigeria and the Lake Chad Basin in February if the pledges have not been officially reported to FTS.

ADDITIONAL PLEDGES

In addition to the funding and pledges recorded by OCHA's Financial Tracking Service, many donors have taken swift action to increase funds available to the four countries above and beyond their planned 2017 budgets. The following donors have announced supplementary funding since 20 February: Australia, Canada, Denmark, the European Union/ECHO, Finland, Ireland, Italy, Japan, New Zealand, Norway, Netherlands, Switzerland, the United Kingdom. The full amount of these new decisions may not be recorded if the donor has not reported them to FTS.

Private individuals and corporations are also mobilising and contributing to the response and prevention efforts through their contributions to aid organisations. Large-scale campaigns have been launched in Austria, Belgium, Canada, Italy, Japan, Kuwait the Netherlands, Qatar, Sweden, Switzerland, and the United Kingdom, among others.

Reporting contributions through FTS enhances transparency and accountability, and gives us the opportunity to recognize generous contributions. It helps us to identify crucial funding gaps. Please report contributions to fts@un.org or by completing the online form at fts.unocha.org.

For any inquiries please contact: Ms. Julie Thompson thompson8@un.org or Ms. Esty Sutyoko sutyoko@un.org, Partnerships and Resource Mobilization Branch (PRMB), OCHA Geneva