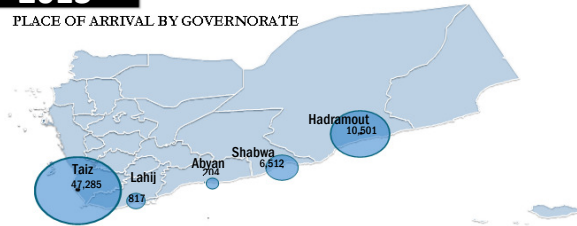


# New Arrivals in Yemen Comparison 2013 - 2016

As of 31 January 2016

## 2013

PLACE OF ARRIVAL BY GOVERNORATE



COUNTRY OF ORIGIN

Somalia

11,045

Ethiopia

54,213

Other

61

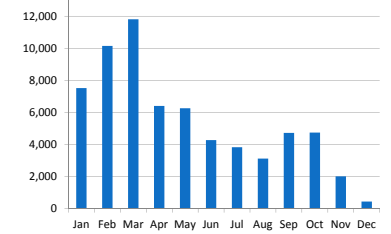
TOTAL ARRIVALS  
**65,319**

Dead or Missing



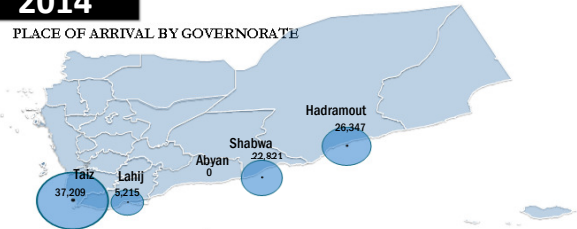
5

ARRIVALS BY MONTH



## 2014

PLACE OF ARRIVAL BY GOVERNORATE



COUNTRY OF ORIGIN

Somalia

19,640

Ethiopia

71,907

Other

45

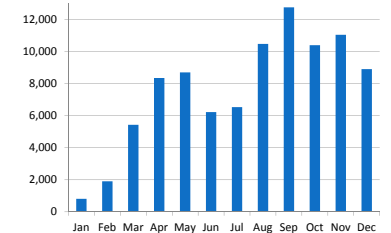
TOTAL ARRIVALS  
**91,592**

Dead or Missing



246

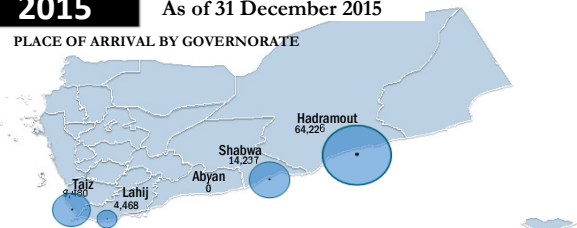
ARRIVALS BY MONTH



## 2015

As of 31 December 2015

PLACE OF ARRIVAL BY GOVERNORATE



COUNTRY OF ORIGIN

Somalia

10,162

Ethiopia

82,268

Other

16

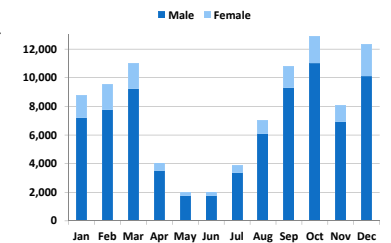
TOTAL ARRIVALS  
**92,446**

Dead or Missing

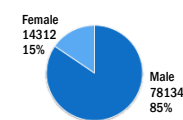
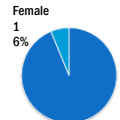
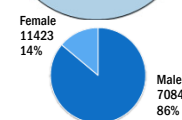
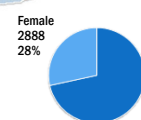


95

ARRIVALS BY MONTH



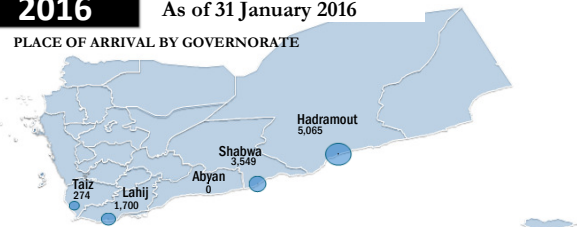
UNHCR Yemen



## 2016

As of 31 January 2016

PLACE OF ARRIVAL BY GOVERNORATE



COUNTRY OF ORIGIN

Somalia

1,449

Ethiopia

9,138

Other

1

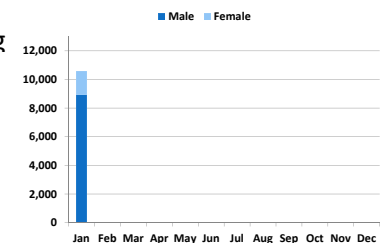
TOTAL ARRIVALS  
**10,588**

Dead or Missing



0

ARRIVALS BY MONTH



UNHCR Yemen

