



Department
for International
Development



DFID Nepal Portfolio Review 2012/13




*Rt Hon Alan Duncan MP, UK Minister for International Development
and Minister for Federal Affairs and Local Development Vidhyadar Malik
inaugurating the Sabha Khola Bridge, Tumlingtar, 30th April 2013*

DFID Nepal's Operational Plan 2011-2015

The UK Government's Department for International Development (DFID) prepared an Operational Plan for Nepal during 2010. This plan commits up to £331 million of UK official development assistance during the period 2011-2015. Our Operational Plan is set around four pillars that we believe are critical to secure long term peace and development in Nepal; (1) Governance & Security (2) Inclusive Wealth Creation, (3) Service Delivery (4) Climate & Disaster Resilience. Gender and Social Inclusion is a major cross-cutting theme throughout all of our work and is reflected in our results. By 2015 we will achieve the following results in partnership with the Government of Nepal:

- Create 230,000 jobs, 50% of them for women
- Build 532 km and maintain 3,700 km of road
- Reduce the climate and disaster vulnerability of four million poor people, of which 2.19 million will be women
- Lift 570,000 people out of poverty through the forestry programme, of which 313,500 will be women
- 93 percentage of local government bodies conducting public audits for every project
- Support 7 million people to vote in Constituent Assembly elections
- Avert 400,000 unwanted pregnancies
- Ensure 250,000 people (51% women) benefit from safe latrines

Want to know more: For a more detailed breakdown of Nepal's Operational Plan please visit: [DFID Nepal Operational Plan & Summary of the OP](#)

 follow us on twitter [@DFIDNepal](#) and Facebook at www.facebook.com/NepalDFID

Email: nepal-enquiries@dfid.gov.uk ; Media enquiries: pressoffice@dfid.gov.uk

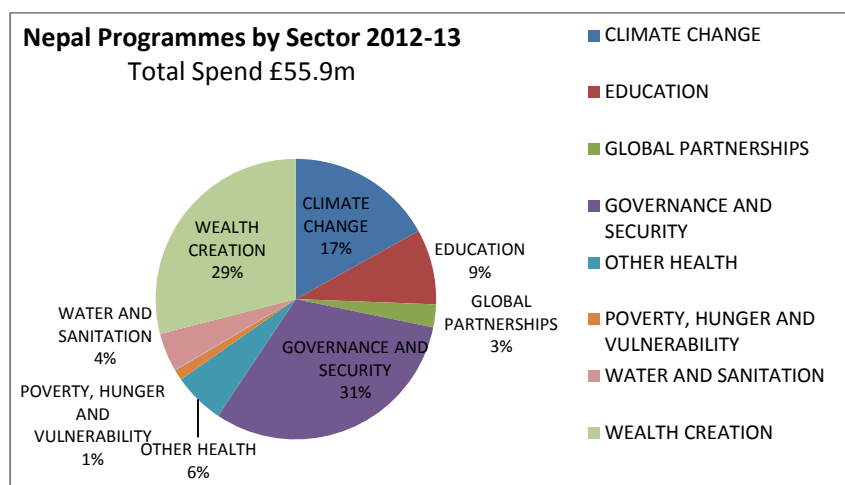
DFID Nepal achievements in 2012/13

Here are some of the results that DFID achieved through its development programme during the financial year 2012/13¹:

- Over 48,000 jobs were created, representing good progress towards the target and we are on-track to achieve our results target by 2015.
- Over 1,300 km of road were built, maintained and rehabilitated, which exceeded our forecast for the year and we are therefore on-track to achieve our 2015 target.
- 2,000 people were lifted out of poverty through DFID's forestry programme. We remain on-track to achieve our target to lift 570,000 people out of poverty through our forestry programme, despite project delays hampering progress in 2012/13.
- Over 600,000 people with increased climate and disaster resilience and we remain on-track to achieve our results target by 2015.
- Our target of training & reintegration support to 2100 minors & late recruited former combatants by 2013 has now been met and has been replaced with a target to support elections in Nepal. Progress on this will be reported next year.
- Percentage of projects subject to public audit by local government bodies fell to 52% in 2012/13, due to a lack of budget to local bodies until January 2013 meaning no work was carried out. Current forecasts suggest 2015 target will be met.
- Information on the number of unwanted pregnancies averted in 2012/13 is not yet available, though target is on-track given over 3,000 unwanted pregnancies were averted in 2011/12.
- An additional 130,000 people benefited from safe latrines in 2012/13 (exceeding our forecast for the year by over 100,000), due to change of approach in implementation. We met our previous target two years early and have therefore revised this target from 110,000 people to 250,000 people by 2015.

¹ UK Financial Year 2012/13 (1st April 2012 to 31st March 2013)

DFID disbursed £55.9m of bilateral development assistance in Nepal in FY 2012/13. The UK also disbursed £3.56m as debt relief. According to DFID Annual Report and Accounts, UK aid to Nepal for the FY 2012/13 was divided as follows:



For all of the detailed spend; annual reviews and project completion reports for DFID’s projects click on the project link on the table below. DFID reports globally on it’s expenditure through the Statistics in International Development annual report which is available at [Statistics at DFID](#).

DFID Nepal portfolio performance

Introduction

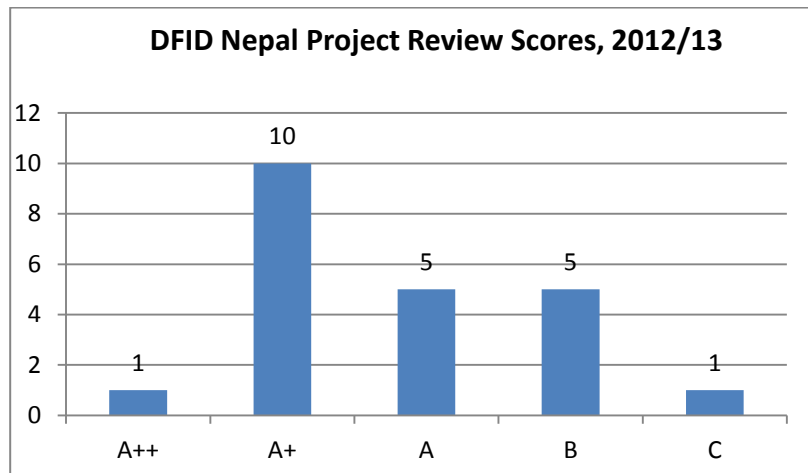
Regular and effective monitoring, reviewing and lesson learning are key to how DFID measures the results of its projects and demonstrates Value for Money (VfM). How we review our projects, including our approach to project scoring, is important since it allows us to establish progress against planned outputs in an objective and transparent way.

In January 2012, DFID introduced a new approach to project reviews, implementing a scoring approach with a much stronger focus on actual achievement of expected results. The following table sets out the scoring scale and a description of performance against each point on the scale:

Score	Output Description	Outcome Description
A++	Outputs substantially exceeded expectation	Outcome substantially exceeded expectation
A+	Outputs moderately exceeded expectation	Outcome moderately exceeded expectation
A	Outputs met expectation	Outcome met expectation
B	Outputs moderately did not meet expectation	Outcome moderately did not meet expectation
C	Outputs substantially did not meet expectation	Outcome substantially did not meet expectation

DFID Nepal portfolio performance in 2012/13

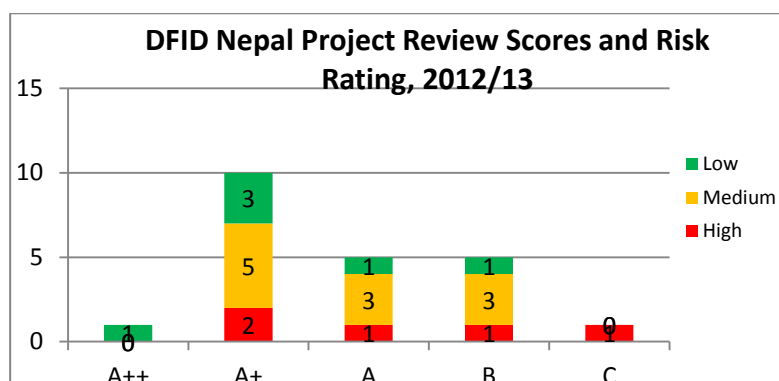
Financial year 2012/13 is the first full year for which reviews were conducted using the new scoring approach. DFID Nepal undertook all planned reviews in 12/13 with the following chart setting out these review scores:



The above chart indicates strong performance over the year, with 16 (73%) of projects reviewed in 2012/13 scoring 'A' or above, indicating that they were assessed as having at least met expectation.

Project Risk

It is important to contextualise review scores through assessment of the level of risk related to the project. The following chart looks at the overall project score set against the assessed risk of the project, the risk score reflecting the risks that threaten successful delivery of project results as measured by the specific project outputs.



This chart shows that 11 of the 16 projects that scored 'A' or above were rated as medium or high risk. Of the 6 projects not meeting expectation, 5 were rated as medium or high risk, with the one project scoring a C rated as high risk.

In summary, the above charts are evidence of DFID Nepal's strong portfolio performance in 2012/13, especially given the challenging delivery context.

CASE STUDIES

How the Community Support Programme is improving the lives of the poorest



Santa Rani Chaudhari pictured near her vegetable plot. Picture: Robert Stansfield/DFID

Santa Rani Chaudhari, 30, a farmer living near Nepalgunj, in Western Nepal, has seen her life transformed. A mother of 2, she's been given help to buy better seeds and advice on how to plant and grow vegetables and fruits through the UK aid supported Community Support Programme (CSP).

Smarter farming

Santa barely grew enough food to feed her 12-year-old son and 7-year-old daughter before she was given support to buy seeds and trained in growing crops. She now uses half her plot of land to grow vegetables and the other half for cereal crops.

"My husband is a driver but he does not make much money. We needed what I grew to feed the family but we were often hungry," says Santa.

"I had to borrow money for my children to go to school. The interest rates were very high and I feared getting behind in my payments. I was always worried I would lose everything but I thought education was important. They would come home from school and help me in the fields because I had no one else to help me."

But now, thanks to the UK aid funded Community Support Programme, Santa is making enough money to feed her family and send her children to school without any worries.

"Everything we grew was for us, but I have now made 30,000 rupees (about £200) in 3 months from selling crops. My children still help me but I hope soon I will make enough to employ someone else instead so they can just work on learning," says Santa.

UK aid support provides help for poor and socially marginalised women in rural communities



*Women like Radha Kunwar who are Para-Legal Committee members are helping rescue women suffering from violence in their communities.
Picture: Malcolm Hood/DFID Nepal*

Although physically challenged, 37-year-old Radha Kunwar is an active community leader. Being of short stature, she faced tremendous discrimination due to her disability from childhood. However, thanks to support from the UK aid funded Para-Legal Committee (PLC), Radha was given help to overcome her limitations. She now helps to rescue distressed women in her community in Kaski district, which notably has a

high level of violence against women reported in the country. Recently she was instrumental in rescuing 12 young Nepali girls from being trafficked to Indian brothels.

“The courage, the confidence that I could muster to challenge the traditional male-controlled norms came from my exposure and participation in the paralegal programme for women’s empowerment”, says Radha. “The biggest achievement I am proud of is the rescuing of the 12 young girls who were going to be trafficked. This was possible thanks to the support extended by a number of men and women of my community.”

UKAid support to employment fund encouraging youth of Nepal to stay back in Nepal

My life before training



“Because of my new skills, instead of migrating, I decided to stay in Nepal.”

I grew up in a poor family of six. I managed to pass only grade 8. Having neither completed education nor acquired any skill, I was depressed. I dreamt to access some technical study but my parents did not have the finances to support my wish. To minimize my depression I migrated to India as a labourer.

But that did neither give me any satisfaction nor was financial attractive. Thus I returned back to Nepal and kept searching for the training and

employment opportunities. When I came to know about free-of-cost training provided by the Employment Fund I applied for the training as furniture maker and got selected.

My gainful employment after training

After completion of the training I decided to set up my own furniture workshop in Pokhara with the support and under the inspiration of my training provider, the Panchakanya Training Institute. Right now I earn around 10,000 Rupees per month and am even able to save some money. My dream came true and I am glad that I can work in my own country. I believe, skills are the key for success. I recommend other unemployed youth to go for skill training too because it makes you confident and disperses many of your worries.

Nepal Climate Change Support Programme supports communities to use Local Adaptation Plan of Action (**LAPA**) framework to plan and prioritise adaptation actions such as river bank protection dykes or hedge plantations in unstable slopes.



In remote Nepal, temperature rise cause large scale snow melts in mountains. Water along its way down brings landslides in steep slopes and flash floods in lowlands. These have devastating effects on people's livelihoods.

“I feel the LAPA Framework empowers people like me who cannot read and write but our knowledge and experience are valued and given importance during the preparation of LAPAs.” Ganesh Pradhan of Bokhim village in Bhojpur District

Multi-stakeholder Forestry Programme supports local forestry groups and institutions to effectively implement good governance, sustainable forest management and climate change adaptation, promoting sustainable management of forests and trees.



A loan of Rs 5,000 under revolving fund scheme of DFID's forestry programme has changed my life. I was a landless Kamaiya at that time but today I own a grocery shop and can afford to send my two children to school". Goma Chaudhary, Laxmipur VDC, Dang District.

DFID NEPAL BILATERAL PORTFOLIO INFORMATION for 2012/13²

	Name of Programmes	Principal Implementing Partner	Total DFID Commitment	Total DFID Expenditure FY 12/13	Amount through GoN	Location	Latest Output Score	Risk	Results 2012/13	Comment
GOVERNANCE AND SECURITY										
1	Nepal Peace Support	Nepal Peace Trust Fund (GoN), UNPFN & UNDP	£33,000,000 ³ (2007-15)	£2,000,000		Nationwide	A	Med	<ul style="list-style-type: none"> ▪ Reached target of 2171 minors & late recruited former moist combatants given training & reintegration support. ▪ 100 gender friendly police units have been reconstructed. 	Operational
2	Peace and Development Strategy fund	UN & Contractors	£950,000 (2009-13)	£23,983		Nationwide	N/A	Med	<ul style="list-style-type: none"> ▪ Nepal Peace Trust Fund capacity on Public Financial Management strengthened. ▪ UN Peace building work supported. 	Completed Jan 2013
3	Risk Management Office	RMO, co-funded with GIZ	£1,555,818 (2002-13)	£166,838		Nationwide	Project Completion Review due in July/August 2013	Med	<ul style="list-style-type: none"> ▪ Ability of DFID & partners to continue operating safely and effectively for the development in Nepal. 	Operational (will end July 2013) New phase expected to open, subject to review

² This represents aid channelled through the DFID Nepal office as bilateral aid for Financial Year 2012/13 (1st April 2012 to 31st March 2013)

³ £20,000,000 is allocated for Operational Period

	Name of Programmes	Principal Implementing Partner	Total DFID Commitment	Total DFID Expenditure FY 12/13	Amount through GoN	Location	Latest Output Score	Risk	Results 2012/13	Comment
4	Enabling State Programme	DFID appointed contractor GRM International	£33,300,000 (2001-13)	£3,637,712	£971,000	Nationwide	A+	Med	<ul style="list-style-type: none"> ▪ Approximately 200,000 people with increased awareness of human rights issues, through ESP reaching 90% of Nepal's districts. ▪ Information on Rights to Information (RTI) provided through the establishment of an RTI Centre, with almost 1000 phone calls received and over 100 RTI application drafting services provided to citizens. ▪ Through Forum Theatres, 3000 men and women in Nepal with increased understanding of Gender Based Violence issues. 	Operational (will end Dec 2013)
5	Social Inclusion Action Programme	World Bank, UNDP and DFID contractors	£2,700,000 (2005-12)	£61,441		Nationwide	A+	Med	<ul style="list-style-type: none"> ▪ Covered by ESP Programme now. 	Completed July 2012

	Name of Programmes	Principal Implementing Partner	Total DFID Commitment	Total DFID Expenditure FY 12/13	Amount through GoN	Location	Latest Output Score	Risk	Results 2012/13	Comment
6	Support to UNICEF Women's Para Legal Committee	UNICEF	£6,510,000 (2010-13)	£1,443,313		Nationwide	B	Low	<ul style="list-style-type: none"> 12,684 women & girls with improved access to security & justice services 950 service providers (e.g. police officers, public prosecutors, judges, court personnel and criminal defence lawyers) are trained on child and gender sensitive investigative and court procedures. 	Operational
7	Public Financial Management and Accountability	ADB	£8,000,000 (2012-16)	£1,600,000	£1,300,000	Nationwide	N/A	Med	Too early for results	Operational (Started in Aug 2012)
8	Public Financial Management	World Bank	£3,600,000 (2010-14)	£9,000		Nationwide	B	High	Treasury Single Account operational in 60 districts. About 90% of GON expenditure and about 95% of GON revenue is now captured in this system.	Operational
			£89,615,818	£8,942,287	£2,271,000					

	Name of Programmes	Principal Implementing Partner	Total DFID Commitment	Total DFID Expenditure FY 12/13	Amount through GoN	Location	Latest Output Score	Risk	Results 2012/13	Comment
SERVICE DELIVERY										
9	School Sector Reform Programme	GoN, EC	£12,520,000 (2009-14)	£2,832,455	£2,700,000	Nationwide	A	Med	<ul style="list-style-type: none"> ▪ 34,326 children in primary education supported by DFID ▪ 13,674 children in lower secondary education supported by DFID 	Operational
			£12,520,000	£2,832,455	£2,700,000					
10	Support to Nepal Health Sector Programme II	GoN & DFID appointed contractor - Options	£55,200,000 (2010-15)	£3,322,615		Nationwide	A+	High	<ul style="list-style-type: none"> ▪ 3,200 unwanted pregnancies averted⁴ ▪ 18,093 births delivered with the help of nurses, midwives or doctors ▪ 35,916 additional women using modern methods of family planning 	Operational
11	Family Planning Project	GoN & DFID appointed contractor	£15,290,000 (2013-17)	£54,497		Nationwide		Low		Project will start from September 2013
			£70,490,000	£3,377,112						

⁴ Support to Nepal Health Sector Programme II results are for 2011/12. Information on 2012/13 results are not yet available.

	Name of Programmes	Principal Implementing Partner	Total DFID Commitment	Total DFID Expenditure FY 12/13	Amount through GoN	Location	Latest Output Score	Risk	Results 2012/13	Comment
12	Local Governance and Community Development Programme (LGCDP)	GoN	£12,150,000 (2008-13)	£2,107,248	£2,000,000	Nationwide	A ⁵	Med	<ul style="list-style-type: none"> 24,520 people supported to have choice and control over their own development and to hold decision makers to account. 52% of local government bodies that conduct public audits for every project. 1,234,340 households benefitted from community infrastructures built 	Operational (will end in June 2013)
13	Community Support Programme - Phase 2 (CSP)	CARE Nepal & RRN	£18,130,000 (2010-14)	£4,875,124		Far and Mid-western region, Gorkha from western region, Sarlahi, Mahottari and Dhanusha from Central Region, Eastern Region	A+	Low	<ul style="list-style-type: none"> School 285, health post- 84, Water and sanitation- 108, irrigation- 79, bridges/culverts- 79 Rural energy 85 and community building- 85 Total – 739 projects constructed. Total beneficiaries- 132,282 151,855 people supported for climate resilience 	Operational
			£30,280,000	£6,982,372	£2,000,000					

⁵ Latest review score relates to review undertaken on 1 March 2012, therefore this project review not covered in portfolio performance analysis above.

	Name of Programmes	Principal Implementing Partner	Total DFID Commitment	Total DFID Expenditure FY 12/13	Amount through GoN	Location	Latest Output Score	Risk	Results 2012/13	Comment
14	Rural Water and Sanitation Programme Phase IV	Gurkha Welfare Scheme	£3,539,873 (2008-12)			Myagdi, Parbat, Kaski, Lamjung, Gorkha, Dhading, Dolakha, Solukhumbu, Khotang, Sankhuwasabha, Taplejung, Terathum, Panchthar, Dhankuta, Ilam, Morang, Sunsari, Bhojpur, Okhaldhunga, Ramechhap, Chitwan, Nawalparasi, Tanahun, Palpa, Syangja, Arghkhanchi, Dang, Gulmi, Pyuthan, Rolpa & Baglung	A+	Low	<ul style="list-style-type: none"> ▪ 31 water systems built 6,057 population benefited ▪ 166 toilets built benefited 1,188 people 	Completed June 2012
15	Rural Water and Sanitation Programme Phase V	Gurkha Welfare Scheme	£3,800,000 (2012-15)	£1,247,582		Taplejung, Terhathum, Ilam Sankhuwasabha, Khotang, Udaypur, Solukhumbu, Okhaldhunga, Ramechhap, Nuwakot, Parsa Dhading, Chitwan Gorkha, Lamjung Tanahun, Nawalparasi, Kaski, Syangja Myagdi, Gulmi, Pyuthan, Rolpa	N/A	Low	Too early for results	Operational Started in June 2012
			£7,339,873	£1,247,582						

	Name of Programmes	Principal Implementing Partner	Total DFID Commitment	Total DFID Expenditure FY 12/13	Amount through GoN	Location	Latest Output Score	Risk	Results 2012/13	Comment
INCLUSIVE WEALTH CREATION										
16	Support to the Employment Fund	Helvetas	£9,000,000 (2010-14)	£1,726,159		Nationwide	A++	Low	<ul style="list-style-type: none"> 10,310 jobs created 	Operational
17	Rural Access Programme Phase II	DFID appointed contractor: International Management Consulting	£39,900,000 (2008-13)	£7,847,101		Doti, Achham, Dailekh, Snakhuwasabha, Terahathum, Bhojpur & Khotang	A	Med	<ul style="list-style-type: none"> 18,200 jobs created 1,204 Km roads build or maintained 	Operational (will end Sept 2013)
18	Rural Access Programme 3	DFID appointed contractor: International Management Consulting	£35,150,000 (2012-16)	£11,552		Humla, Mugu, Bajura, Kalikot, Jumla, Dailekh and Achham	N/A	Med	Too early for results	Inception Phase (started in May 2013)
19	Rural reconstruction & Rehabilitation Sector Dev Programme (RRRSDP)	GoN/ADB	£14,180,000 (2007-13)	£4,889,715	£4,889,715	Dhankuta, Ilam, Jhapa, Morang, Panchthar, Sunsari, Bhaktapur, Chitwan, Dolakha, Kavre, Kathmandu, Lalitpur, Sindhuli, Sindhupalchowk, Manang, Mustang, Parbat, Rolpa, Rukum & Dadeldhura	B	Med	<ul style="list-style-type: none"> 6,160 jobs created 120 Km roads build or maintained 	Operational (will end June 2013)
20	Centre for Inclusive Growth	DFID appointed contractor Adam Smith International	£12,800,000 (2009-14)	£5,097,282		Nationwide	A+	High	<ul style="list-style-type: none"> 3 projects to address binding inclusive growth constraints identified and implemented. 3 partnership with Nepali institutions strengthen domain expertise. 	Operational

	Name of Programmes	Principal Implementing Partner	Total DFID Commitment	Total DFID Expenditure FY 12/13	Amount through GoN	Location	Latest Output Score	Risk	Results 2012/13	Comment
21	Nepal Investment Climate Reform Programme	International Finance Corporation (IFC)	£4,679,843 (2009-14)	£922,557		Nationwide	A	High	<ul style="list-style-type: none"> 169,328 people lifted out of poverty [(based on 2.4% GDP/Capita) which is not directly attributable but to which various programmes contribute] Nepal improves its 'Doing Business' ranking to 107 which is 9 places above (baseline was 127) 	Operational
22	Great Himalayan Trail Development Programme	SNV	£2,450,000 (2010-13)	£1,127,444		Taplejung, Solukhumbu, Gorkha, Dolpa & Humla	A+	Low	<ul style="list-style-type: none"> 395 jobs created 	Operational (will end June 2013)
23	Nepal Market Development Programme	DFID appointed contractor Adam Smith International	£14,540,293 (2011-16)	£1,325,422		Nationwide	A ⁶	Low	<ul style="list-style-type: none"> 11,256 jobs created 	Operational
24	Social Protection Support Project	DFID appointed consultants	£100,000 (2010-12)			Nationwide	A+	Med	<ul style="list-style-type: none"> Investment in Poverty Diagnostics served to leverage over £200,000 in additional investment in a larger study on Chronic Poverty and Vulnerability in the Mid Far West. 	Completed August 2012

⁶ Latest review score relates to review undertaken on April 2013, therefore this project review not covered in portfolio performance analysis above.

	Name of Programmes	Principal Implementing Partner	Total DFID Commitment	Total DFID Expenditure FY 12/13	Amount through GoN	Location	Latest Output Score	Risk	Results 2012/13	Comment
25	Adolescent Girls Employment Initiative	WB	£2,000,000 (2009-13)			Nationwide	A	Low	<ul style="list-style-type: none"> 4,410 young women trained 80 percent in employment after training 	Completed Feb 2013
26	Market Access to Small holder Farmers Programme	IDE & Practical Action	£2,500,000 (2010-12)			Saptari, Siraha, Dhanusha, Bara, Rautahat, Rupandehi, Kapilbastu, Palpa, Syangja, Kaski, Tanahu, Nawalparasi, Gulmi, Chitwan, Dhading, Gorkha	A+	Med	<ul style="list-style-type: none"> 22,690 households with increased income of Rs 16,664 through vegetable farming 12,367 households with increased income of Rs 52,733 through dairy farming 	Completed June 2012
			£137,300,136	£22,947,232	£4,889,715					
RESILIENCE AND RESULTS										
27	Livelihoods and Forestry Programme	DFID appointed contractor (CIDT)	£25,872,400 (2001-12)	£208,328		Dang, Baglung, Myagdi, Parbat, Kapilbastu, Rupandehi, Nawalprasi, Bhojpur, Sankhuwasabha, Dhankuta, Taplejung, Tehrathum, Pyuthan, Rolpa, Rukum	A+	Med	<ul style="list-style-type: none"> More than 660,000 (53%) of households benefitted in LFP districts 1,326,000 people lifted out of poverty in LFP area 700,000 tonnes of carbon captured annually from community forests in LFP areas 	Completed Dec 2012
28	Nepal Climate Change Support Programme	GoN	£11,850,000 (2009-15)	£2,506,403	£2,000,000	Humla, Mugu, Dolpa, Bajura, Jumla, Jajarkot, Rukum, Achham, Dailekh, Rolpa, Kailali, Bardiya, Kalikot and Dang	B	Med	<ul style="list-style-type: none"> 250,000 people supported for climate resilience 28,000 people with improved access to clean energy 	Operational

	Name of Programmes	Principal Implementing Partner	Total DFID Commitment	Total DFID Expenditure FY 12/13	Amount through GoN	Location	Latest Output Score	Risk	Results 2012/13	Comment
29	Multi-Stakeholder Forestry Programme	SDC	£20,000,000 (2010-15)	£1,997,264	£738,990	Bajhang, Achham, Kalikot, Dailekh, Jajarkot, Rukum, Salyan, Dang, Rolpa, Pyuthan, Baglung, Myagdi, Parbat, Kapilbastu, Rupandehi, Nawalparasi, Ramechhap, Okhaldhunga, Khotang, Bhojpur, Sankhuwasabha, Dahnkuta & Terahathum	C	High	<ul style="list-style-type: none"> ▪ 2,000 people lifted out of poverty ▪ 5,000 improve their rights in land & property ▪ Deforestation and degradation avoided in 1,425 hectares ▪ 185,000 people supported for climate resilience ▪ 2,673 jobs created 	Operational

	Name of Programmes	Principal Implementing Partner	Total DFID Commitment	Total DFID Expenditure FY 12/13	Amount through GoN	Location	Latest Output Score	Risk	Results 2012/13	Comment
30	Support to Build Earthquake Resilience in Nepal	UNDP, INGOs, ICRC, BRC & DFID appointed contractors	£17,614,980 (2011-15)	£4,760,541		Kathmandu, Lalitpur, Bhaktapur, Kaski, Taplejung, Panchthar, Kailali, Kanchanpur, Accham, Bajhang, Bajura, Doti, Baitadi, Dadeldhura, Darchula, Kalikot, Jumla, Humla, Dolpa, Mugu, Dailekh, Jajarkot, Surkhet, Rukum, Pyuthan, Dhankuta, Terathum, Oikhaldhunga, Udayapur, Gorkha, Dang, Banke, Salyan, Rolpa, Bardia, Ilam, Jhapa, Morong, Sunsari, Sankhuwasabha, Bhojpur, Solukhumbu, Khotang, Siraha & Saptari	B	Med	<ul style="list-style-type: none"> ▪ 134 community based disaster management committees established ▪ Over 300 masons trained in earthquake resistant construction technology ▪ 747 small scale community infrastructure projects constructed using seismically resilient techniques ▪ 1,360 people (volunteers, first responders and Armed Police Force officials) trained in first aid ▪ 235 government staff trained in first response and 120 first responders trained in light search and rescue ▪ Rapid vulnerability assessments completed in 60 hospitals ▪ 132 school blocks damaged during September 2011 earthquake have been reconstructed / retrofitted. 	Operational
			£75,337,380	£9,472,536	£2,738,990					

	Name of Programmes	Principal Implementing Partner	Total DFID Commitment	Total DFID Expenditure FY 12/13	Amount through GoN	Location	Latest Output Score	Risk	Results 2012/13	Comment
UK Multilateral Debt Relief Initiative										
31	UK Multilateral Debt Relief	Government of Nepal	£19,418,081 (2007-15)	£3,566,570	£3,566,570					Operational
			£19,418,081	£3,566,570	£3,566,570					

Bilateral Aid Framework

£55,801,576 £14,599,705

UK Multilateral Debt Relief Initiative

£3,566,570

Total UK Aid

£59,368,146

ANNEX A

DFID PORTFOLIO SUMMARY APRIL 2012 TO MARCH 2013	
Disbursements	
DFID Bilateral Aid	£55,801,576
UK Multilateral Debt Relief Initiative	£3,566,570
Total UK Aid to Nepal during 2012/13⁷	£59,368,146
Funds disbursed directly through GoN	<i>£14,599,705 26% of Bilateral Aid⁸</i>
DFID Bilateral Aid during FY12/13	
Number of projects and programmes operational	20
Projects and programmes completed during the year	7
New projects and programmes started during the year	4
Programmes implemented with GoN	8
Programmes implemented with Multilateral Agencies	9
Programme implemented by INGO's and NGO's	7
Programmes rated as 'High Risk'	5
Number of Reviews conducted to assess performance	24 ⁹

⁷ based on the UK Fiscal Year

⁸ Health disbursement of £8m not made hence spend through Government this year is low compare to previous year.

⁹ LCGDP and MNDP were reviewed Mar 2012 and April 2013 hence not captured in the 12/13 portfolio analysis