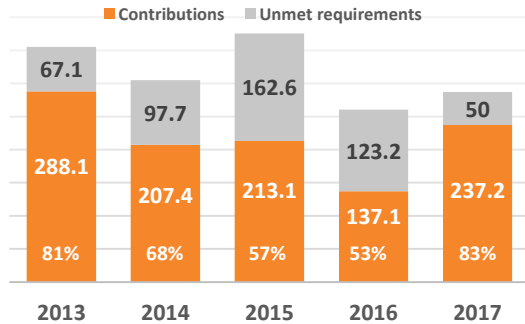


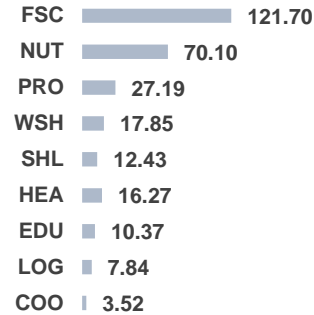
NIGER : Humanitarian Overview (as of 6 September 2017)



SRP Requirements and Funding (2013 to 2017)



Requirements per Sector in 2017 (as of 6 September 2017)



Funding requirements (in USD)
287M (142M Diffa region)

Funded (in USD)
237M (49M Diffa region)

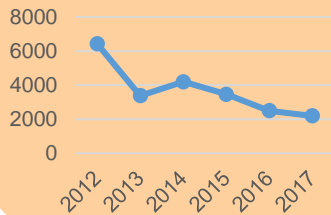
Number of Organisations
35

Number of Projects
120

KEY FIGURES

Food security

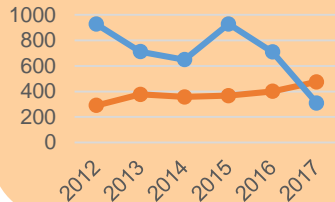
2.2 million*
Food Insecure People



*Source: Government of Niger

Nutrition

309K SAM Children
475K MAM Children



Displacement

127K
IDPs in Diffa region
121K
Nigeria Refugees/Returnees
55.8K
Mali Refugees

Health

766K
People at risk of Epidemics
157K
Caseload of People that might be affected by floods

KEY DRIVERS OF THE CRISIS



Poverty, demographic pressure and recurrent shocks (droughts, floods, epidemics, and high food prices) are among the key causes of vulnerability amongst households and communities;



Insecurity in neighboring countries, notably Mali and Nigeria has led to displacement to Niger. In addition, the country is experiencing internal displacement of people due to armed attacks by insurgents that have been occurring in Diffa since Feb 2015.

HDI Ranking*
187/188

Child mortality*
95.5/1,000

Maternal Mortality*
553/100,000

Life Expectancy*
61.9

Fertility Rate*
7.6 children/woman

Pop. Below poverty line*
45.7%

GDP growth rate*
17.9%

Literacy rate*
19.1%

Source: Human Development Report of 2016

Sources: FTS (fts.unocha.org), ORS (ors.unocha.info), HRP 2016-2017, HNO (Humanitarian Needs Overview)/HRP (Humanitarian Response Plan) 2017 CPI (cpi.transparency.org/cpi2013), UNDP (hdr.undp.org/en/data), WB (data.worldbank.org), ACTLED (acleddata.com)

1. Partial figures. Assessments are ongoing and could result in the revision of those numbers, COO: Coordination | EDU: Education | FSC: Food Security | HEA: Health | LOG: Logistics | MSR: Multi-sector for Refugees | NUT: Nutrition | PRO: Protection | SHL: Shelter and NFI | WSH: WASH