



Situation Analysis – March 2021



20 Requests received

21 Clearances granted

19 Vessels sailed

24 Vessels Inspected

Compared to 2020 monthly average

↓ 01% decrease

↑ 05% increase

↓ 03% decrease

↑ 04% increase

Compared to monthly average since May 2016

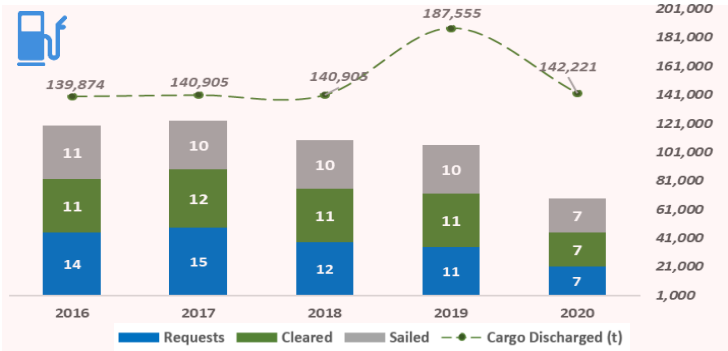
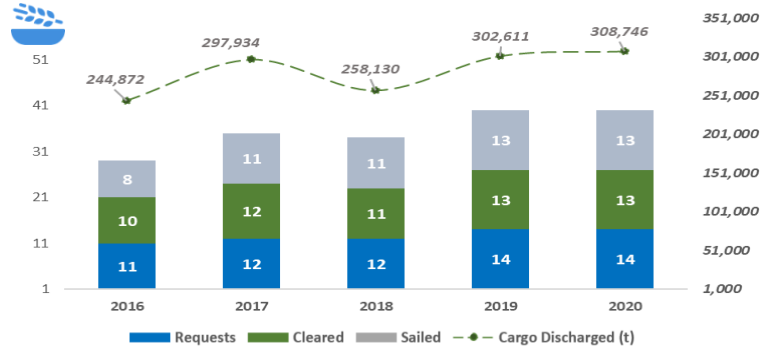
↓ 17% decrease

↓ 05% decrease

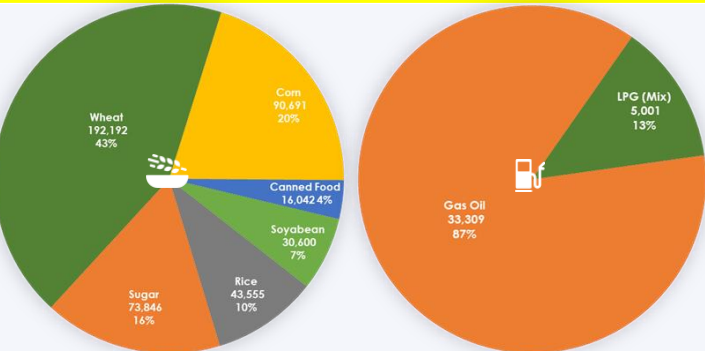
↓ 09% decrease

↑ 50% increase

Food and Fuel Monthly Average by Year



Food and Fuel Discharged in March 2021

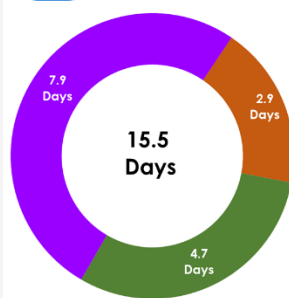


- In March 2021, there was an increase of 45% in **food** discharged compared to the 2020 average and 41% increase compared to the monthly average since May 2016, or 446,925 t compared to 308,746 and 301,885 t, respectively.
- A 73% (38,309 t) decrease in **fuel** discharged in March 2021 compared to the 2020 average (142,221 t) and a 78% (180,339 t) decrease compared to the monthly average since May 2016
- Four (04) tankers with 72,295 t of **fuel** were permitted to entered Hodeidah port in March 2021

Food and Fuel Vessel Delays in March 2021

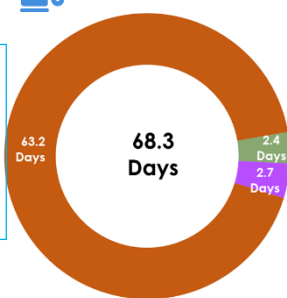
▪ In March 2021, **food vessels** spent an average of 2.9 days in the Coalition holding area (CHA), 4.7 days at anchorage and 7.9 days at berth, compared to an average of 3.4 days in the CHA, 8.7 days at anchorage and 4.6 days at berth in March 2020. Vessels spent 15% less time in the CHA and 46% less time at anchorage but spent 72% more time at berth compared to March 2020.

Food Vessels



In March 2021, food vessels took 15.5 days and fuel vessels took 68.3 to berth on average once cleared by UNVIM

Fuel Vessels



Five (05) vessels permitted to berth
Three (03) vessels discharged and sailed

▪ 15 **food vessels** moved from CHA to the anchorage area, 14 were permitted to berth and 16 sailed in March 2021.

▪ In March 2021, the average time spent by **fuel** vessels in the CHA in was 68.3 days. In contrast, fuel vessels waited an average of 17.4 days in 2019 and 82.6 days in 2020, showing a 118% increase and an 18% decrease, respectively.

▪ Five (05) **fuel vessels** moved from the CHA to the anchorage area, five (05) vessels berthed and three (03) sailed in March 2021.

Containerized Cargo

In May 2020, UNVIM resumed container operations in Djibouti. In total, four (04) container vessels discharged 2,137 containers of food and medical supplies, including COVID-19 related items in Hodeidah. In March 2021, 721 containers were scanned in Diibouti and discharged in Hodeidah.

UNVIM-CLEARED CONTAINERS DISCHARGED IN HODEIDAH SINCE MAY 2016



The information contained in this snapshot is accurate as of the date and time of release by UNVIM. The use of any data, graphs, tables or other products obtained from this document, whether directly or indirectly, should acknowledge and/or cite UNVIM as the source.