


Age & Gender


	0-4	5-11	12-17	18-59	60+	Total	
Female	3,487	7,381	3,265	12,330	1,490	27,953	55.4%
Male	3,529	7,178	3,256	7,325	1,178	22,466	44.6%
Total	7,016	14,559	6,521	19,655	2,668	50,419	
	13.92%	28.88%	12.93%	38.98%	5.29%		

	50419		14265	Total
	50419		14265	Registered
	2923		857	Awaiting
				Voluntary Returns

Malian New Arrival



Malian Voluntary Returns



Specific Needs

Woman at risk	1,536	1,536	3.05%	
Older person at risk	1,283	972	2,255	4.47%
Single parent	213	9	222	0.44%
Unaccompanied or separated child	172	140	312	0.62%
Child at risk	290	149	439	0.87%
Disability	235	213	448	0.89%
SGBV	98		98	0.19%
Serious medical condition	52	46	98	0.19%
Specific legal and physical protection needs	3	20	23	0.05%
Family unity	1		1	0.00%
Torture	-	2	2	0.00%
Total Special Needs	3,883	1,551	5,434	10.78%

An individual can have more than one specific need.

Occupation

No occupation	15,199	30.1%
Housekeepers (including housewives)	9,220	18.3%
Student	6,144	12.2%
Dairy and livestock producers	2,083	4.1%
Salespersons	468	0.9%
Sales representatives/merchant/trader	156	0.3%
Drivers of animal-drawn vehicles and machiner	203	0.4%
Blacksmiths and forge workers	181	0.4%
Unknown	783	1.6%
Builders (traditional materials)	100	0.2%
Motor vehicle drivers	98	0.2%
Farmers (crop and vegetable)	54	0.1%
Domestic helpers and cleaners	10	0.0%
Cooks	20	0.0%
Social work professionals	122	0.2%
	14,725	29.2%
Religious professionals	81	0.2%
Teaching Professionals	78	0.2%
Butchers, fishmongers	62	0.1%
Sweepers & related labourers	13	0.0%
Primary education teachers	53	0.1%
Medical assistants	43	0.1%
Others Occupations	534	1.1%

Place of Origin

Lere	38.6%
Tombouctou (ADM3)	16.1%
Tilemsi (El Haria)	14.1%
Gargando	8.5%
Goundam (ADM3)	5.0%
Nampala	3.2%
Niafunke (ADM3)	1.8%
Dioura	1.7%
Farach (Faguibine)	1.4%
Raz-El-Ma	1.2%
Niono (ADM3)	1.0%
Soumpi	1.1%
Ber	0.8%
Mopti	0.8%
Others and n/a	4.7%

Ethnicity Background

Arab	47.9%
Tuareg	51.1%
Songye	0.3%
Bambara	0.2%
Pular, Fula	0.5%
Others and n/a	0.0%

Education

No education	21,497	42.6%
Informal education	9,360	18.6%
-	10,191	21.2%
1 year (or Grade 1)	2,407	4.8%
2 years (or Grade 2)	1,698	3.4%
3 years (or Grade 3)	1,161	2.3%
4 years (or Grade 4)	889	1.8%
5 years (or Grade 5)	632	1.3%
6 years (or Grade 6)	665	1.3%
7 years (or Grade 7)	256	0.5%
8 years (or Grade 8)	157	0.3%
9 years (or Grade 9)	295	0.6%
10 years (or Grade 10)	89	0.2%
11 years (or Grade 11)	75	0.1%
12 years (or Grade 11)	181	0.4%
13 years (or Grade 12)	21	0.0%
14 years (or Grade 13)	27	0.1%
University	147	0.3%
Post Graduate	47	0.1%
Technical or vocational	11	0.0%
Child Friendly Space	131	0.3%

NB: Data on occupations is in the process of clean up.

The hyphen (-) value stands for 'not applicable' and will change gradually in tandem with the clean up process.

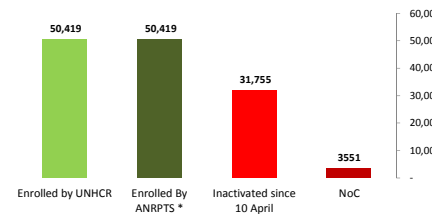
Useful sex age breakdown

0 to 5 years	4,497	4,540	9,037	17.92%
3 to 6 years	3,993	3,973	7,966	15.80%
6 to 11 years	6,371	6,167	12,538	24.87%
12 to 17 years	3,265	3,256	6,521	12.93%
15 to 24 years	4,896	3,354	8,250	16.36%
13 to 49 years *	13,645	8,915	22,560	44.75%

*** Sanitary Kits Cohort**

Biometric Enrollement

Enrolled by UNHCR	50,419
Enrolled By ANRPTS *	50,419
Inactivated since 10 April	31,755
NoC	3,551



Enrolled by place of origin

Tombouctou	Niafunke	20,387	37.2%
	Goundam	15,055	27.5%
	Tombouctou	8,717	15.9%
	Dire	130	0.2%
	Gourma-Rharous	99	0.2%
Tombouctou Total		44,388	81.0%
Bamako	Bamako	73	0.1%
Bamako Total		73	0.1%
Segou	Niono	2,158	3.9%
	Segou	182	0.3%
	Tominian	8	0.0%
	Baroueli	2	0.0%
Segou Total		2,350	4.3%
Mopti	Youwarou	635	1.2%
	Tenenkou	1,006	1.8%
	Mopti	480	0.9%
	Douentza	44	0.1%
	Koro	10	0.0%
	Djenne	4	0.0%
	Bandiagara	5	0.0%
Mopti Total		2,184	4.0%
Gao	Gao	62	0.1%
	Bourem	10	0.0%
	Ansongo	2	0.0%
Gao Total		74	0.1%

Enrolled by place of origin

