



MALI: Humanitarian Snapshot (as of 30 November 2013)



The level of funding of the 2013 CAP for

Mali increased from 47 % to 50 % between 30 October and 28 November 2013.

However six clusters (shelter, health, nutrition, protection, education, WASH) out of nine are less than 50% funded, a situation that limits their ability to respond to identified needs.

About **424,000** DISPLACED PEOPLE

REFUGEES

168,000* Refugees

Number of refugees in neighboring countries reported by UNHCR as of 30 November .

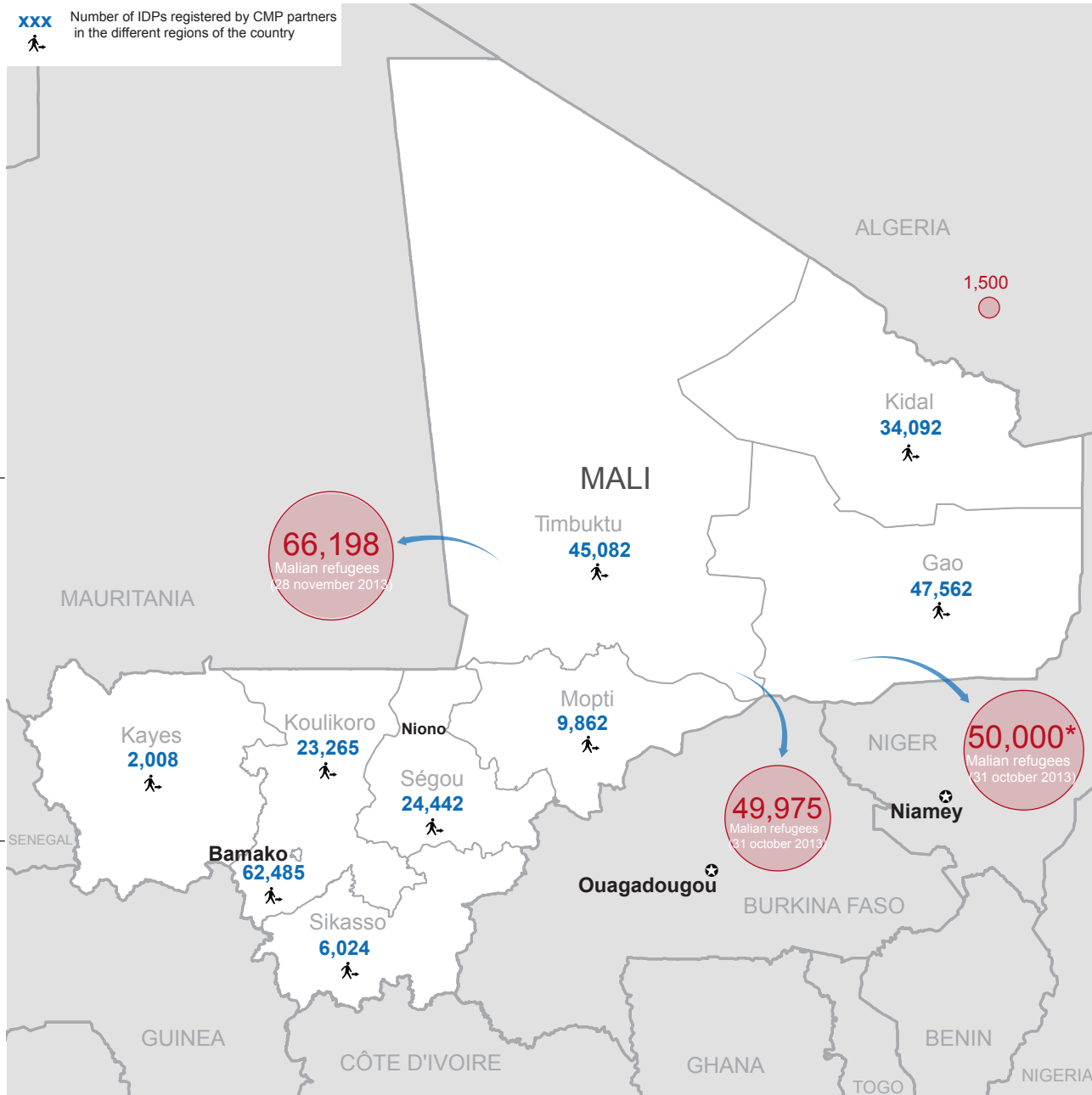


IDP (INTERNAL DISPLACED PEOPLE)

256,000 IDPs

Estimation of the total number of Internally Displaced People (IDPs) . as of 27 November according to the Population Movement commission. This figure includes IDPs before the military intervention of January.

xxx Number of IDPs registered by CMP partners in the different regions of the country

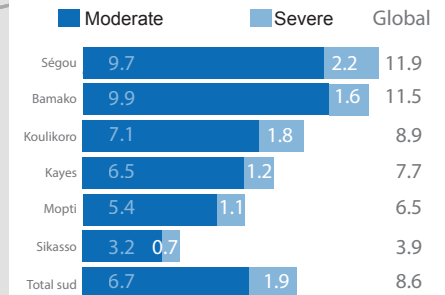


IDENTIFIED PRIORITIES

Nutrition

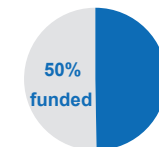
The results of the SMART survey conducted in the six southern regions have revealed a Global Acute Malnutrition (GAM) rate of 8.6%, close to the alert threshold (10%). In the north, due to insecurity, the survey was only conducted in 2013 in the region of Gao where the GAM rate of 13.5% is close to the emergency threshold of 15%.

Global acute malnutrition rate in southern Mali



Funding

\$ 238 million was allocated to the 2013 Humanitarian Appeal (CAP) projects for Mali, out of the \$ 477 million total requirement. An additional amount of \$ 135 million has been allocated to humanitarian projects that are not included in the CAP



* A number of 254 Malian refugees in Guinea and Togo are included in the total figure of 168,000 refugees reported by UNHCR (<http://data.unhcr.org/MaliSituation/regional.php>). The number of 50,000 refugees in Niger is an estimation, UNHCR is finalizing a refugee census in Niger. The boundaries and names shown and the designations used on this map do not imply official endorsement or acceptance by the United Nations.