



Overview of the February 2020 3W

KACHIN State



The MIMU 3W gathers inputs from participating humanitarian and development agencies on Who is doing What, Where, across Myanmar. It is conducted every 6 months and provides information on agencies' activities at various levels (village/village tract/township, and IDP camps).

In total, 212 agencies participated in the February 2020 3W, providing information on their humanitarian and development activities across 22 sectors and 157 sub-sectors as defined by technical/sector working groups. 3W reporting is quite comprehensive for projects of INGO, UN and Red Cross agencies, but there is under-reporting of activities for local NGOs and CBOs, since not all are participating. Agencies must report to a sufficiently detailed level (village or camp level) for their work to be reflected fully in the MIMU 3W products.

This Overview describes *projects under implementation in Kachin* as of February 28, 2020. Further information on *planned and recently completed* projects is available from the 3W dataset, published on the MIMU website. Projects under implementation can also be viewed on our interactive dashboards - [3W Township Dashboard](#), [3W Village Tract Dashboard](#), and the [3W Technical Assistance Dashboard](#).

1. Organizations active in Kachin State

A total of 64 agencies reported activities in Kachin state: 42 are engaged in Development-focused projects (273 village tracts/towns), 11 are engaged in support to other vulnerable groups (not IDP related, 265 village tracts/towns), 27 are engaged in activities which target IDPs and Host Communities (137 village tracts/towns and 131 camps) and 20 are active in IDP-focused activities (125 camps). IDP-related projects were reported in a total of 134 camps or camp-like settings.

A total of 159 projects were reported in Kachin State: 31% of the projects involve work with IDPs (49 IDP & Host Community or IDP-only focused projects), and 69% have a focus on other populations (110 Other Vulnerable Groups and/or Development-focused projects).

Non-IDP focused projects (Other Vulnerable Groups and/or Development activities): 50 organizations reported 110 village or township-based projects under implementation in 393 village tracts/towns. The majority are implemented by INGOs. Most of the reported projects are in Momauk (44 village tracts/towns), Mohnyin (38), Waingmaw (36), Mansi (34), Shwegu (30), Chipwi (29), Myitkyina (28), Mogaung (27) and Bhamo (20).

IDP & Host Community and IDP-only focused activities: 32 organizations reported 49 projects under implementation in 149 village tracts/towns and 134 IDP camps. The majority are implemented by INGOs and UN agencies. Most of these projects are in Momauk (28 village tracts/towns and 15 camps), Myitkyina (27 and 26), Waingmaw (24 and 24), Mansi (17 and 11), Bhamo (13 and 8), Mogaung (10 and 8), and Hpakant (8 and 23).

Agencies reporting Activities in Kachin State

Organization Type	INGO	NNGO	UN & IO	Red Cross	CBO*	Donor/Embassy	BBO*	Govt.	Total
Countrywide	103	49	22	9	3	1	24	1	212
Kachin (All Projects)	38	13	10	1		1		1	64
Kachin (Development Focus)	24	9	7			1		1	42
Kachin (Other Vulnerable Groups (not IDP related))	4	5	2						11
Kachin (IDP & Host Community Focus)	17	3	6	1					27
Kachin (IDP Only Focus)	13	3	4						20
BBO* - Border-based Organization			CBO* - Community-based Organization						

2. Non-IDP focused projects - Other Vulnerable Groups and Development Projects

A total of 110 projects with a focus on non-IDP populations (Other Vulnerable Groups and/or Development-focused projects) were reported in 14 sectors in 393 village tracts/towns across Kachin, representing 14% of the total projects reported to the Countrywide 3W and 69% of the projects in the whole of Kachin state. Only 43% of total projects were reported at village tracts/towns level, by 25 of the 50 agencies (mainly INGOs). As such, the actual number of villages/wards with activities is likely to be higher than what has been reported to the MIMU 3W.

Number of agencies:

Myitkyina township has the highest concentration of active organizations (35 agencies), followed by Bhamo, Mohnyin and Waingmaw (19 agencies in each), Mogaung and Momauk (15 agencies in each), Hpakant (14 agencies), Mansi (12 agencies), Tanai (11 agencies), Puta-O (10 agencies), Shwegu (8 agencies), Chipwi and Machanbaw (7 agencies in each), Injyangyang, Sumprabum and Tsawlaw (5 agencies in each), and Khaunglanhpu and Nawngmun (4 agencies in each).

Frequency of project interventions:

Note that the actual number of villages tract/towns level interventions would be higher than reported here as some agencies (25 of the 50 reporting agencies) did not include the villages tracts/towns level information in their 3W reports.

- **Health** is the most widespread intervention: 22 organizations reported 41 projects in 283 village tracts/towns and 713 villages/wards across Kachin State. Agencies are reportedly more concentrated in the townships of Myitkyina (14 agencies), followed by Bhamo (9 agencies), Mogaung and Waingmaw (8 agencies in each), Hpakant and Mohnyin (7 agencies in each), Momauk (6 agencies), Tanai (5 agencies), Mansi and Shwegu (4 agencies in each), Chipwi (3 agencies), Injyangyang, Machanbaw, Nawngmun, Sumprabum, Tsawlaw (2 agencies in each) and Khaunglanhpu and Puta-O (1 agency in each). The majority of health interventions are Malaria Programme (110 village tracts/towns), Harm Reduction (96), Reproductive Health Care (91), Maternal and Child Health (86), HIV/AIDS Programme (67) and TB Programme (46).
- **Protection** is the second main sector: 12 agencies reported 19 projects in 91 villages/wards and 50 village tracts/ towns across 12 of the 18 townships in Kachin. Activities were most concentrated in Myitkyina township (8 agencies), Bhamo and Waingmaw (4 agencies in each), Mohnyin (3 agencies) and Tanai (2 agencies). The most frequent activities are Promoting Gender Equality and Empowerment of Women (28 village tracts/towns), Awareness Raising on Protection Issues and Community Based Protection (Groups) (21 in each).
- **Governance** is the third main sector: 6 agencies reported 12 projects in 50 villages/wards and 41 village tracts in 15 townships. Activities were more concentrated in Hpakant and Myitkyina (4 agencies in each), Bhamo, Mohnyin, Tanai, Puta-O and Waingmaw townships (3 agencies in each). The most frequent activities are Housing, Property and Land Reform (29 village tracts/towns) and Strengthening Civil Society (12).
- **Livelihoods** is the fourth main sector: 7 agencies reported 7 projects in 153 villages/wards and 114 village tracts/towns in 16 of 18 townships across Kachin. The most frequent activities are Micro-Finance (62 village tracts/towns) and Income Generation Support (54) with a lower number of interventions in other sub-sectors – Vocational Education and Training (17 village tracts/towns) and Cash Grants (5).
- **Peace Building/ Conflict Prevention** is the fifth main sector: 6 agencies reported 7 projects in all 11 townships, mainly in the Myitkyina Township (5 agencies). Most activities were focused on Conflict transformation and Peacebuilding (11 townships and 7 village tracts/towns).
- There are fewer activities focused on Other Vulnerable groups and/or Development-focused activity reported in other sectors: Nutrition (2 agencies, 95 village tracts/towns), Agriculture (4 agencies, 69 village tracts/towns), Environment (3 agencies, 16 village tracts/towns), WASH (3 agencies, 14 village tracts/towns), Mine Action (1 agency, 13 village tracts/towns), Education (4 agencies, 10 village tracts/towns), Food (2 agencies, 2 townships) and Coordination and Social Protection (1 agency, 1 township in each).

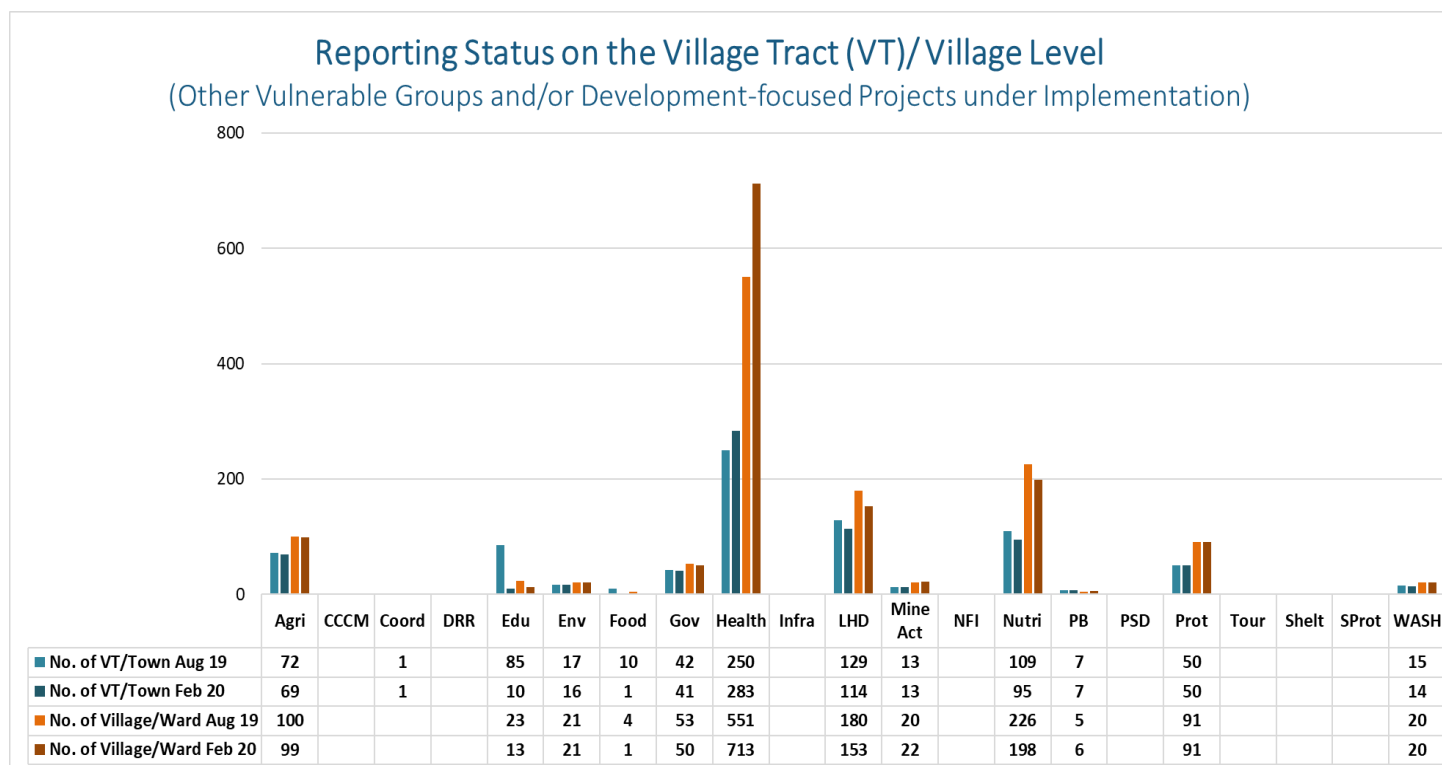
➤ Among the more development-oriented sectors, no projects under implementation were reported for CCCM, DRR, Infrastructure, Logistics, Non-Food Items, Private Sector Development, Responsible Tourism and Shelter.

Overall, the 3W reporting of non-IDP focused activities in Kachin (i.e. Other Vulnerable groups/Development-focused) indicates an increase in village tract reach of activities in Health sector over the past 6 months, and a reduction in the reported Agriculture, Education, Environment, Food, Governance, Livelihoods, Nutrition and WASH interventions.

Summary Report by Sector in KACHIN State as of February 28, 2020

Other Vulnerable Groups and/or Development-focused Projects under Implementation

Sector	No. of Projects	No. of Organizations	No. of Townships	No. of Village Tracts/Towns	No. of Villages/Wards
Agriculture	4	4	9	69	99
Coordination	1	1	1	1	
Education	4	4	18	10	13
Environment	3	3	3	16	21
Food	2	2	2	1	1
Governance	12	6	15	41	50
Health	41	22	18	283	713
Livelihoods	7	7	16	114	153
Mine Action	2	1	2	13	22
Nutrition	3	2	9	95	198
Peace Building/ Conflict Prevention	7	6	11	7	6
Protection	19	12	12	50	91
Social Protection	2	1	1		
WASH	3	3	6	14	20
Grand Total (All Sector)	110 (14%)	50 (24%)	18 (100%)	393 (63%)	1,000 (31%)
	% of Total Countrywide		% of Total in Kachin State		



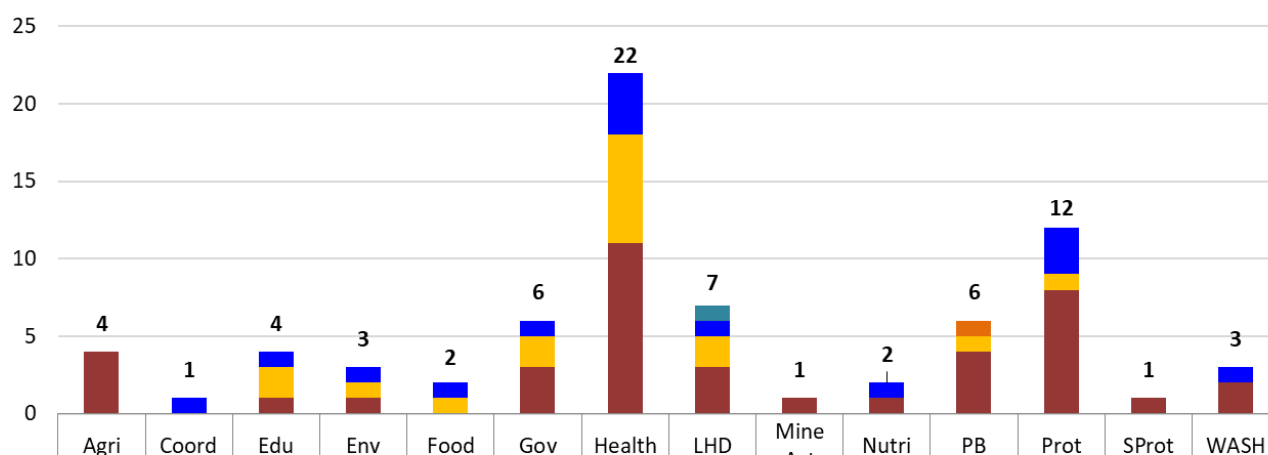
No. of Organizations by Sector and Township in KACHIN as of February 28, 2020

(Other Vulnerable Groups and/or Development-focused Projects under Implementation)

Township	Agriculture	Coordination	Education	Environment	Food	Governance	Health	Livelihoods	Mine Action	Nutrition	Peace Building/ Conflict Prevention	Protection	Social Protection	WASH	Tsp-Total Orgs
Bhamo			2			3	9	1			4	4		1	19
Chipwi			2			1	3	1		1					7
Hpakant			1			4	7	1			2	1			14
Injyangyang			1				2	1		1	1			1	5
Khaunglanhpu			2			1	1			1					4
Machanbaw	1		2			2	2	2			1	1		1	7
Mansi	1		2		2	2	4	1	1	1	1	1			12
Mogaung	1		1			1	8	2		1	1	1			15
Mohnyin	2		1	3		3	7	3			3	3		1	19
Momauk	2		2			2	6	3	1	1	1	1			15
Myitkyina	1	1	3	1		4	14	3			5	8	1	1	35
Nawngmun	1		1			1	2	1				1		1	4
Putao			2			3	1	1			3	1			10
Shwegu	1		1			1	4	1							8
Sumprabum			2				2	1		1					5
Tanai			2		2	3	5					2			11
Tsawlaw			2				2	1		1					5
Waingmaw	2		2	1		3	8	4		2	1	4			19
Sector Total	4	1	4	3	2	6	22	7	1	2	6	12	1	3	

No. of Organizations by Sector in Kachin State

(Other Vulnerable Groups and/or Development-focused Projects under Implementation)



	Agri	Coord	Edu	Env	Food	Gov	Health	LHD	Mine Act	Nutri	PB	Prot	SProt	WASH
Govt.								1						
Donor											1			
UN & IO		1	1	1	1	1	4	1		1		3		1
NNGO			2	1	1	2	7	2			1	1		
INGO	4		1	1		3	11	3	1	1	4	8	1	2
Total	4	1	4	3	2	6	22	7	1	2	6	12	1	3

3. IDP & Host Community and IDP-only Focused Projects

In total, 49 projects with a focus on internally displaced persons were reported by 32 organizations in 15 sectors in 149 village tracts/towns and 134 IDP Camps across Kachin, representing 31% of the total projects reported for Kachin State.

Number of agencies:

Myitkyina township has the highest concentration of active organizations (22 agencies), followed by Momauk and Waingmaw (19 agencies in each), Mansi (18 agencies), Bhamo (17 agencies), Shwegu (15 agencies), and Hpakant (14 agencies), Mogaung (12 agencies), Chipwi (10 agencies), Mohnyin, Puta-O and Tanai (8 agencies in each), Sumprabum (5 agencies), Injangyang (4 agencies) and Khaunglanhpu and Tsawlaw (1 agency in each).

Frequency of project interventions:

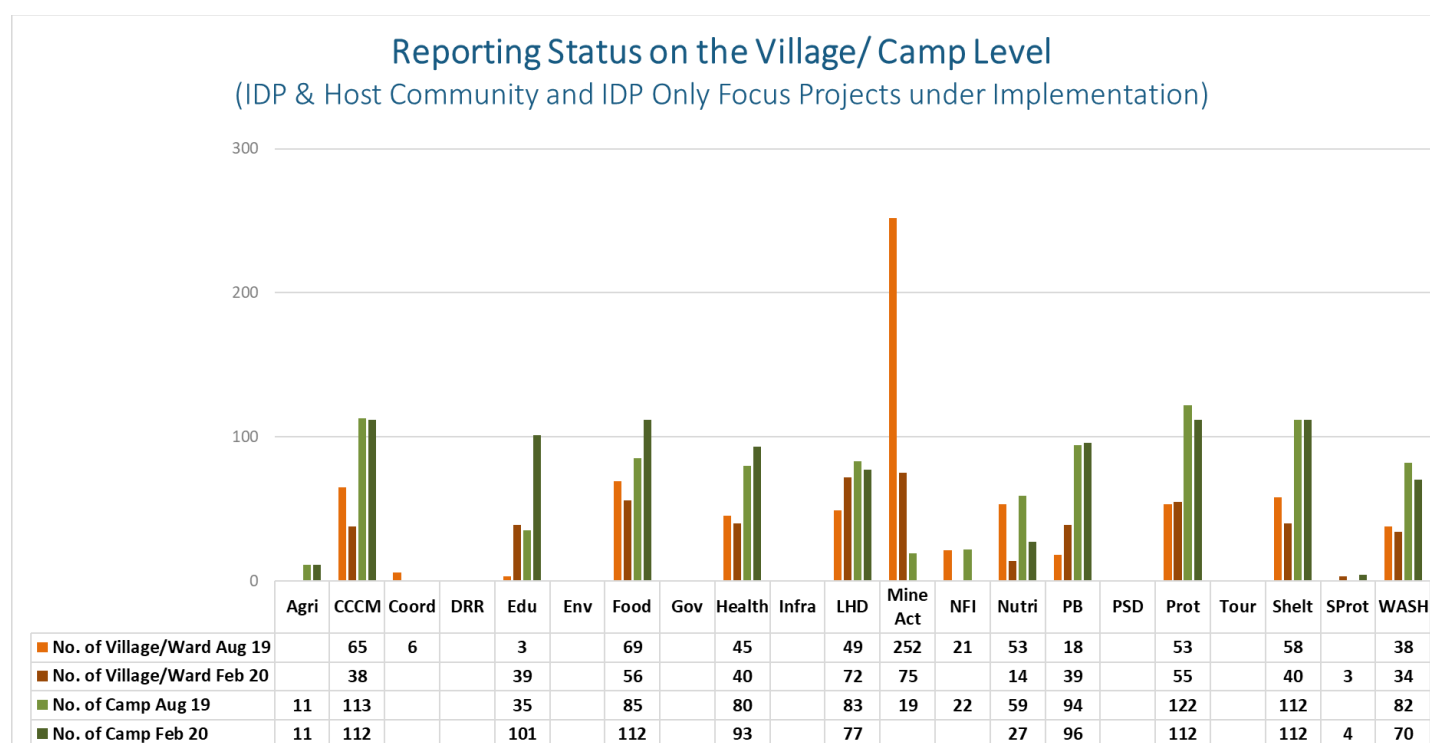
- **Protection** is the most widespread intervention: 13 organizations reported 22 projects in 55 villages/wards, 48 village tracts/towns and 112 camps in 14 townships, particularly in Myitkyina, Momauk and Waingmaw (9 agencies in each), Hpakant (7 agencies), Bhamo and Mansi (6 agencies in each). The most frequent activities related to Gender Based Violence (30 village tracts/towns, 74 camps), Child Protection in Emergencies (20, 15) and Awareness Raising on Protection Issues (16, 46).
- **Health** is the second main sector: 9 organizations reported 15 projects in 40 villages/wards, 31 village tracts/towns and 93 camps in 14 townships across Kachin State. Townships with the highest number of these activities are Myitkyina (5 agencies), Momauk and Waingmaw (4 agencies in each) and Mansi and Shwegu (3 agencies in each). The majority of health interventions are Reproductive Health Care (21 village tracts/towns, 68 camps) and Basic Health Care (7, 58).
- **WASH** is the third main sector: 9 agencies reported 14 projects in 34 villages/wards, 27 village tracts/towns and 70 camps in 13 townships in Kachin, particularly in Momauk and Myitkyina (5 agencies in each), Chipwi, Hpakant, Mansi and Waingmaw (4 agencies in each) and Bhamo, Mohnyin, Mogaung and Sumprabum (3 agencies in each). The most frequent activities are Hygiene Promotion & Behaviour Change (27 village tracts/towns, 70 camps), Water Supply – Community (25, 70), Excreta Disposal/Treatment/ Management – Household Level (17, 41), Environmental Sanitation (16, 43), Excreta Disposal Management - Communal/Institutions (14, 68) and Water Resources Management (13, 34).
- **Livelihoods** is the fourth main sector: 9 agencies reported 10 projects in 72 villages/wards, 65 village tracts/towns and 77 camps in 14 townships across Kachin. Projects are most concentrated in Mansi, Momauk, Myitkyina and Waingmaw (6 agencies in each), Bhamo (5 agencies), Chipwi, Hpakant and Mogaung (4 agencies in each) and Mohnyin and Shwegu townships (2 agencies in each). The most frequent activities are Vocational Education and Training (40 village tracts/towns, 34 camps), Income Generation Support (27, 50) and Cash Grants (18, 37).
- **Food** is the fifth main sector: 5 organizations reported 6 projects in 56 villages/wards, 47 village tracts/towns and 112 camps in 13 townships. Projects are most concentrated in Bhamo, Chipwi, Mansi, Momauk, Myitkyina and Waingmaw (3 agencies in each). The most frequent activity is General Food Distribution (47 village tracts/towns, 112 camps).
- Other sectors with lower levels of camp/village-based activity: Shelter (6 agencies, 52 village tracts/towns, 112 camps), CCCM (3 agencies, 52 village tracts/towns, 112 camps), Mine Action (2 agencies, 39 village tracts/towns), Peace Building / Conflict Prevention (3 agencies, 37 village tracts/towns, 96 camps), Education (5 agencies, 30 village tracts/towns, 101 camps), Nutrition (3 agencies, 23 village tracts/towns, 27 camps), Social Protection (1 agency, 5 village tracts/towns, 4 camps), Agriculture (1 agency, 4 village tracts/towns, 11 camps), Coordination (2 agencies, 2 townships), and Non-Food Items (2 agencies).
- No projects were reported as under implementation for these populations related to DRR, Environment, Governance, Infrastructure, Logistics, Private Sector Development and Responsible Tourism.

Overall, the 3W reporting of IDP/IDP & Host Community focused projects in Kachin indicates an increase in camp-reach of activities in Education, Livelihoods, Peace Building / Conflict Prevention and Social Protection sectors over the past 6 months, and a reduction in the reported Mine Action, Non-Food Items, Nutrition and WASH projects.

Summary Report by Sector in KACHIN State as of February 28, 2020

IDP & Host Community and IDP only Focused Projects under Implementation

Sector	No. of Projects	No. of Organizations	No. of Townships	No. of Village Tracts/ Towns	No. of Villages / Wards	No. of Camps
Agriculture	1	1	3	4		11
CCCM	3	3	13	52	38	112
Coordination	2	2	2			
Education	5	5	14	30	39	101
Food	6	5	13	47	56	112
Health	15	9	14	31	40	93
Livelihoods	10	9	14	65	72	77
Mine Action	2	2	11	39	75	
Non-Food Items	2	2				
Nutrition	4	3	9	23	14	27
Peace Building/ Conflict Prevention	4	3	12	37	39	96
Protection	22	13	14	48	55	112
Shelter	6	6	13	52	40	112
Social Protection	1	1	2	5	3	4
WASH	14	9	13	27	34	70
Grand Total (All Sectors)	49 (31%)	32 (50%)	16 (89%)	149 (24%)	232 (7%)	134 (95%)
% of Total in Kachin State						



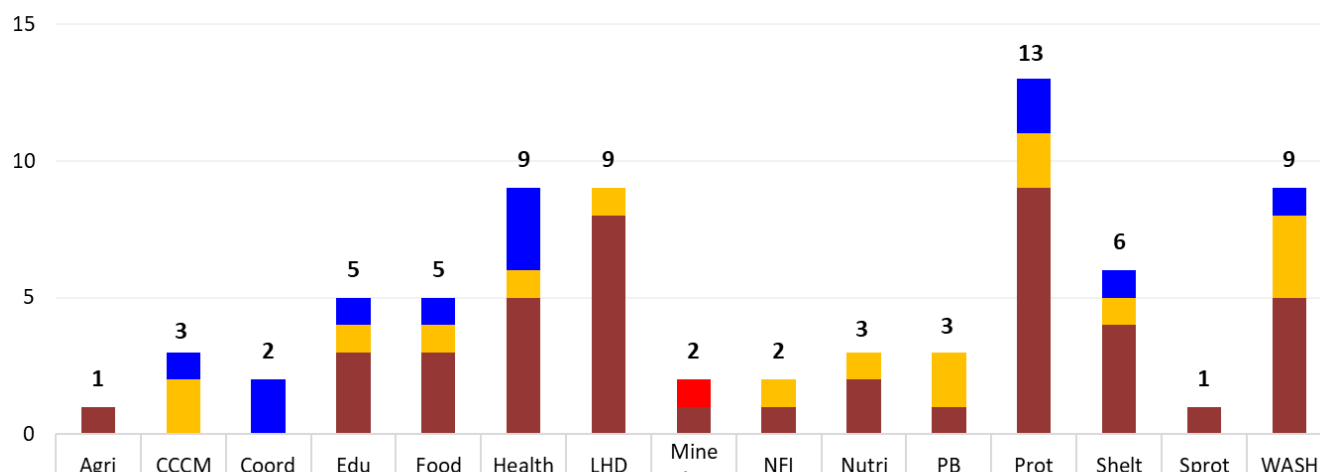
No. of Organizations by Sector and Township in KACHIN as of February 28, 2020

(IDP & Host Community And IDP only Focused Projects under Implementation)

Township	Agriculture	CCCM	Coordination	Education	Food	Health	Livelihoods	Mine Action	Non-Food Items	Nutrition	Peace Building/ Conflict Prevention	Protection	Shelter	Social Protection	WASH	Tsp-Total Orgs
Bhamo	1	3	1	3	3	2	5	2		1	2	6	4		3	17
Chipwi		2		1	3	1	4	1		1	2	2	3		4	10
Hpakant		2		2	1	2	4	1			3	7	2		4	14
Injyangyang				1	1	1				1		1			2	4
Khaunglanhpu						1										1
Mansi		2		4	3	3	6	2		1	3	6	1	1	4	18
Mogaung		1		2	1	1	4	1		1	3	4	1		3	12
Mohnyin		1		1	1		2	1			3	1	1		3	8
Momauk	1	2		3	3	4	6	2		1	2	9	2	1	5	19
Myitkyina		2	2	2	3	5	6	2		1	3	9	4		5	22
Putao		1		1	1	1	1				2	1	1		2	8
Shwegu	1	2		3	2	3	2	1			1	4	1		1	15
Sumprabum		1		1		1	1			1		1	1		3	5
Tanai		1		1	1	1	1	1			1	3	2			8
Tsawlaw							1									1
Waingmaw		2		2	3	4	6	2		2	3	9	3		4	19
Sector Total	1	3	2	5	5	9	9	2	2	3	3	13	6	1	9	

No. of Organizations by Sector in Kachin State

(IDP & Host Community And IDP Only Focus Projects under Implementation)



Red Cross

UN

NNGO

INGO

Total