

## Regional trend **overview** over five quarters (Q1 2017-Q1 2018)

**High number of reported security incidents:** Syria (228), OPT (137), Yemen (127), Iraq/KRI (48), Lebanon (46).

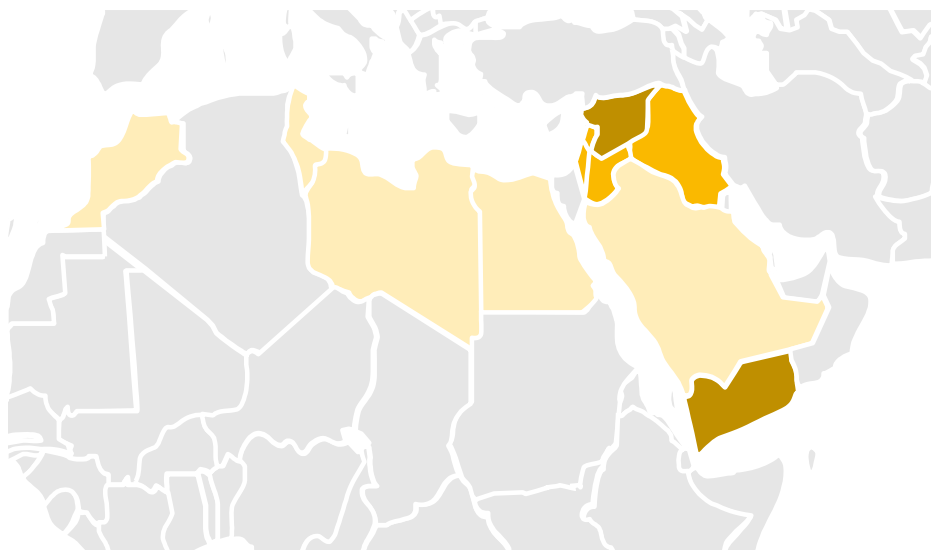
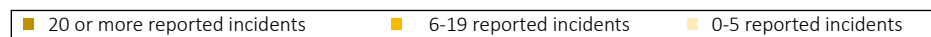
**Increase in reported security incidents from previous quarters:** Jordan, Morocco, Syria, Tunisia.

**Decrease in reported security incidents from previous quarters:** Egypt, Iraq/KRI, Israel, Lebanon, OPT.

**Sexual violence and abuse:** Reported against two NGO staff members in Iraq/KRI and Jordan.

**Aid-worker-related road traffic accidents:** 90% of reported incidents did not cause NGO staff injuries. No staff member fatalities were reported.

## Reported incidents in Q1 2018



## Total **road** traffic accidents (Q1 2017-Q1 2018)

Country	Total incidents
Lebanon	9
Jordan	6
Yemen	5
Syria	3
Iraq/KRI	3
Tunisia	1
Egypt	1
OPT	1

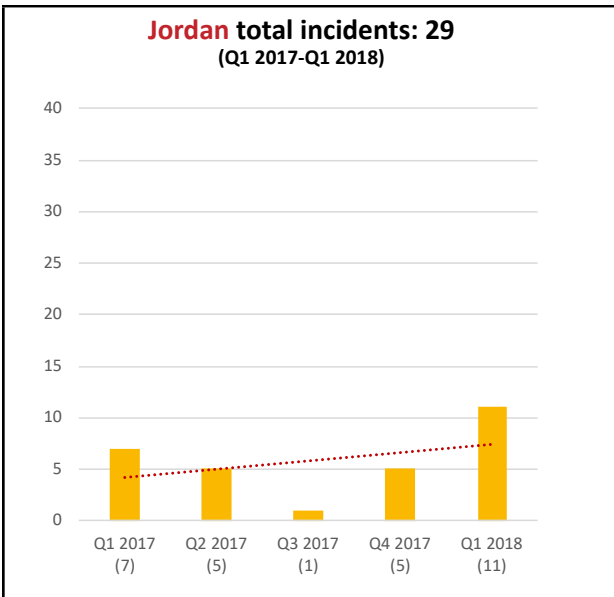
## Total **security** incidents (Q1 2017-Q1 2018)

Country	Trend line over 5 quarters	Total incidents (Q1 2018)	Total incidents (Q1 2017-Q1 2018)
Syria <sup>1</sup>	↑	96	228
Yemen	—	25	127
Lebanon	↓	13	46
Jordan	↑	12	29
OPT	↓	12	137
Iraq/KRI <sup>2</sup>	↓	8	48
Libya	—	2	15
Tunisia	↑	2	12
Egypt	↓	1	9
Morocco	↑	1	3
Israel	↓	0	10
Saudi Arabia	—	0	2

This overview document presents 663 security incidents affecting aid delivery in 12 countries and territories in the KRI MENA region between January 2017 and March 2018. The report is based on incidents identified in open sources and reported by Aid in Danger partner agencies using the Security in Numbers Database (SiND).

**Citation:** Insecurity Insight. 2018. 'Incident dataset MENA region, January 2017-March 2018, v. September 2018.' Vevey, Switzerland: Insecurity Insight, Aid in Danger Project. [aidindanger.org](http://aidindanger.org).

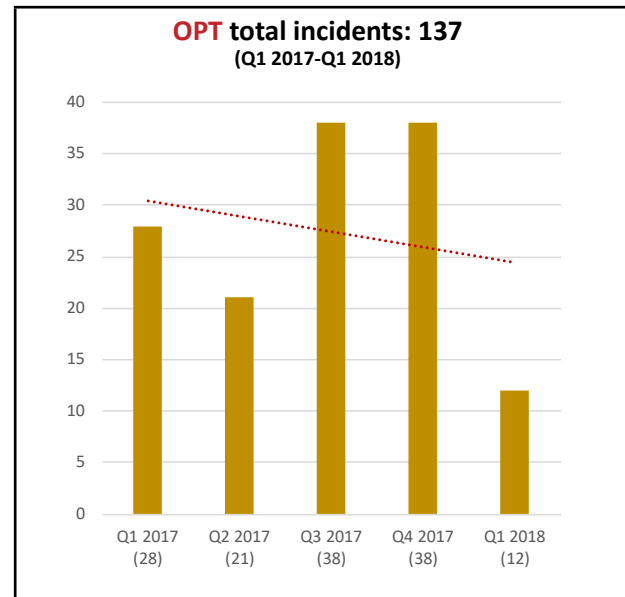
Select country/territory **overviews** (Q1 2017-Q1 2018)



**KKA totals (Q1 2017-Q1 2018)**  
 Killed: 0  
 Kidnapped: 0  
 Arrested: 5

**Common security threats**  
 Risk of crime, including burglaries at aid offices and staff members' residences; fraud and thefts by staff members.  
 Risk of staff members being stopped and questioned at Amman airport immigration.

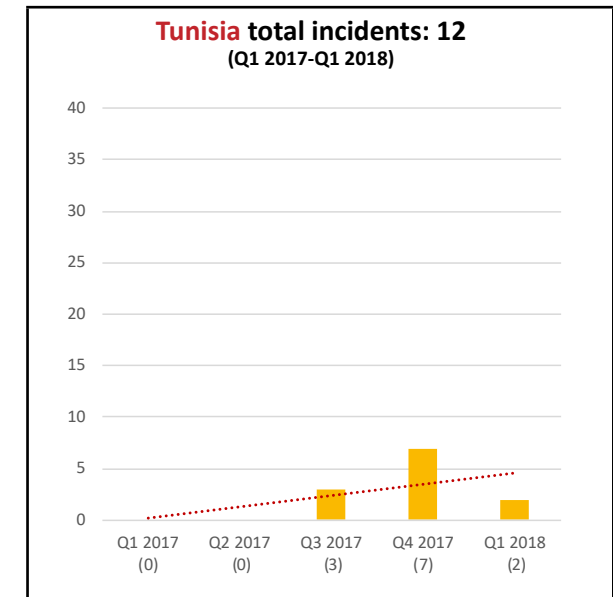
**Recent changes**  
 Q1 2018: Sexual violence and abuse reported against an NGO staff member.  
 Q1 2018: Armed robbery at a staff member's residence in Amman.  
 Q1 2018: Increase of theft of aid supplies and fighting among residents at IDP camps.



**KKA totals (Q1 2017-Q1 2018)**  
 Killed: 0  
 Kidnapped: 0  
 Arrested: 1

**Common security threats**  
 Risk of access denials to or checkpoints near project sites; NGO property entry, seizures and searches; demolition and cease-work orders issued by Israeli authorities.  
 Risk of new and applied aid-related laws or regulations and funding freezes impacting aid agencies' operational space.  
 Risk of NGO property being damaged during Israeli military action.

**Recent changes**  
 Since Q3 2017: Rise in reports of staff members being exposed to tear gas or injured by rubber bullets fired by Israeli forces.



**KKA totals (Q1 2017-Q1 2018)**  
 Killed: 0  
 Kidnapped: 0  
 Arrested: 0

**Common security threats**  
 Risk of crime, including actual/attempted break-ins and burglaries at aid offices and staff members' residences.

**Recent changes**  
 Since Q3 2017: Increase in bag-snatching by people on motorbikes or in vehicles.  
 Since Q3 2017: Increase in staff members being pick-pocketed by children.  
 Since Q3 2017: Increase in roadblocks by demonstrators requiring NGOs to take security measures.

This document is part of the Aid in Danger project. It is published by Insecurity Insight and funded by European Union Humanitarian Aid and USAID. It summarises selected findings from Aid in Danger partner agency incident reports. 26 partner agencies currently contribute confidential security data to the Security in Numbers Database (SiND). For this data, 23 partner agencies contributed security incidents. The total number of reported incidents above reflects the willingness of agencies to share information. It is neither a complete count nor representative. The data in this report has been cross-referenced with AWSD and compared with INSO. Data collection is ongoing and data may change as more information is made available.

<sup>1</sup> Organisations reported 219 incidents to the [INSO Key Data Dashboard](#) (accessed 18 September 2018).

<sup>2</sup> Organisations reported 56 incidents to the [INSO Key Data Dashboard](#) (accessed 18 September 2018).