

MIDDLE EAST AND NORTH AFRICA (MENA) JANUARY 2017-JUNE 2018

This overview document presents 766 safety, security and access incidents affecting aid delivery in 13 countries and territories in the MENA region between January 2017 and June 2018. The report is based on incidents identified in open sources and reported by Aid in Danger partner agencies using the Security in Numbers Database (SiND). The focus is on countries where possible changing or emerging risks can be identified. The total number of reported incidents below reflects the willingness of agencies to share information. It is neither a complete count nor representative.

Increasing trend in reported incidents over six quarters (Q1 2017-Q2 2018)

- **Jordan** (7, 5, 1, 5, 13, 8).

Country to watch

- **Lebanon:** The return movement back to Syria continues.

Sexual exploitation and abuse of aid workers

- One female staff member was raped in **Algeria** (Q2 2018).
- Unwanted sexual touching (Q2 2018) and attempted sexual assault (Q1 2017) of two female staff members in **Iraq/KRI**.
- Aggressive sexual behaviour towards (Q2 2018) and sexual assault of (Q1 2018) two female staff members in **Jordan**.

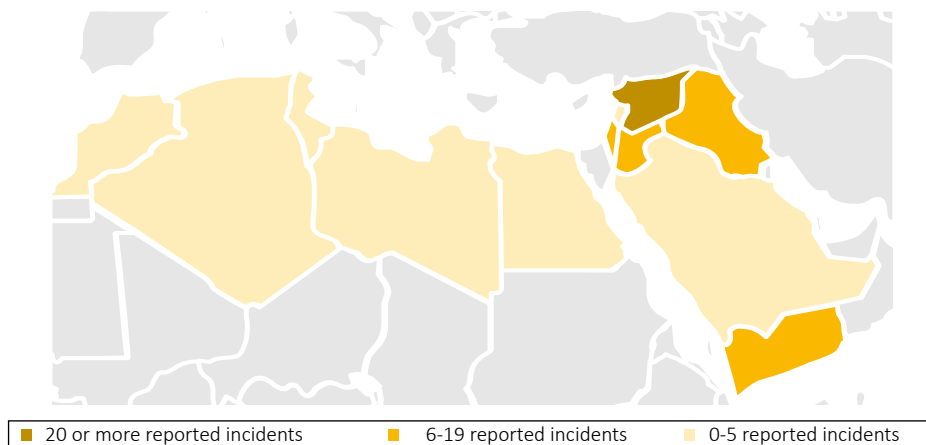
Aid-worker-related road traffic accidents

- 89% of reported incidents did not cause NGO staff injuries.
- No staff member fatalities were reported.

Total road traffic accidents (Q1 2017-Q2 2018)

Country	Total incidents
Lebanon	11
Yemen	8
Jordan	7
Iraq/KRI	4
Syria	3
OPT	2
Egypt, Tunisia	1 each
Total for region	37

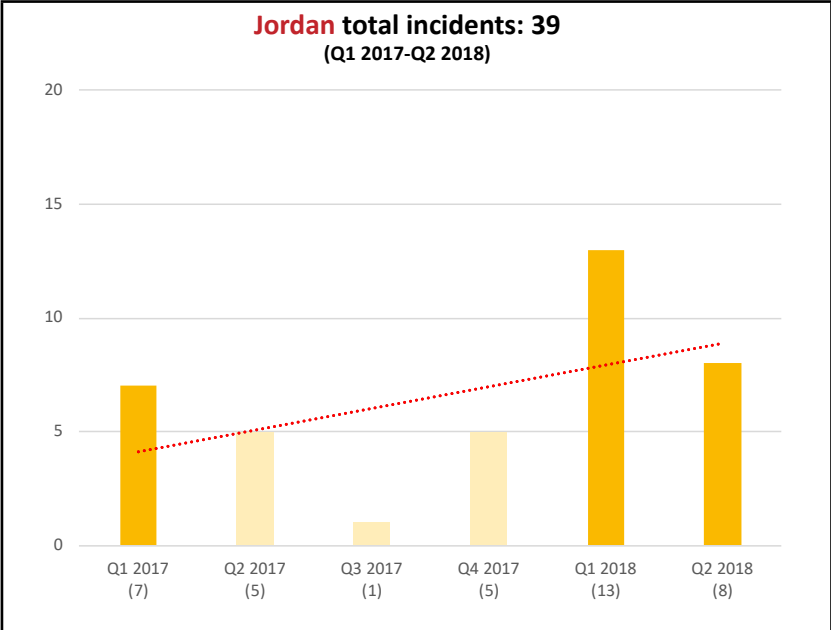
Reported safety, security and access incidents in Q2 2018



Total safety, security and access incidents (Q1 2017-Q2 2018)

Country	Total incidents (Q2 2018)	Total incidents (Q1 2018)	Total incidents (Q1 2017-Q2 2018)	Trend over 6 quarters
Syria	49	89	280 ¹	↑
Yemen	15	20	139	↓
Iraq/KRI	10	7	58 ²	↓
Jordan	8	13	39	↑
OPT	6	10	140 ³	↓
Lebanon	5	5	51	↓
Tunisia	4	2	16	↑
Egypt	3	0	12	↓
Algeria	1	0	1	↑
Libya	2	2	15	—
Morocco	0	1	3	↓
Israel	0	0	10	↑
Saudi Arabia	0	0	2	↓
Total for region	103	149	766	↓

Selected country **overviews** (Q1 2017-Q2 2018)



KKA totals (Q1 2017-Q2 2018)
 Killed: 0
 Kidnapped: 0
 Arrested: 6

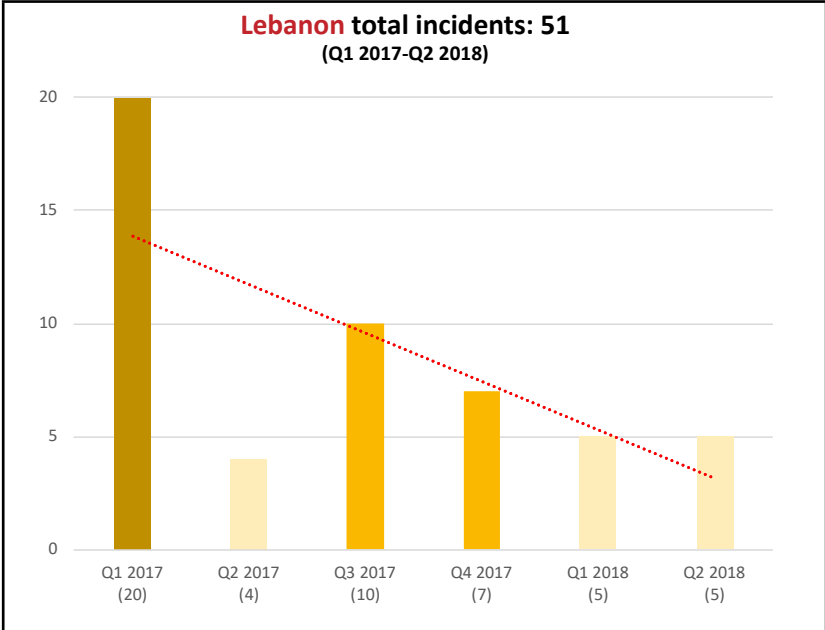
Common safety, security and access concerns
 Reports of³ **crime**, including burglaries at aid offices and staff members' residences, and fraud and thefts by staff members.

Reports of³ staff members being **stopped** and **questioned** at airport immigration.

Recent reports
Sexual exploitation and abuse: Reports of sexual assault of and aggressive sexual behaviour towards two female staff members (Q1 and Q2 2018).

Violent crime: Armed robbery at a staff member's residence in Amman (Q1 2018).

Aid delivery activities: Increase in reports of theft of aid supplies and fighting among residents at IDP camps (since Q1 2018).



KKA totals (Q1 2017-Q2 2018)
 Killed: 0
 Kidnapped: 0
 Arrested: 7

Common safety, security and access concerns
 Reports of³ **aid delivery disruptions** by locals and beneficiaries over beneficiary lists, aid activities and contracts.

Refugee camp **closures** and **access restraints**; **armed Hezbollah presence** at refugee camps and project sites.

Reports of³ staff member **arrests** and **detentions** during airport immigration procedures, during random documentation checks and after an RTA.

Reports of³ **threatening behaviour** and intimidation towards NGO staff members by suppliers.

Reports of³ **crime**, including armed/unarmed robberies during road travel, and burglaries and thefts from staff members' residences.

This document is part of the Aid in Danger project. It is published by Insecurity Insight and funded by European Union Humanitarian Aid and USAID. It summarises selected findings from Aid in Danger partner agency incident reports. 26 partner agencies currently contribute confidential security data to the Security in Numbers Database (SiND). For this data, 23 partner agencies contributed security incidents. The data in this report has been cross-referenced with AWSO and compared with INSO. Data collection is ongoing and data may change as more information is made available.

Citation: Insecurity Insight. 2018. 'Incident dataset MENA region, January 2017-June 2018, v. November 2018.' Vevey, Switzerland: Insecurity Insight, Aid in Danger Project. aidindanger.org.

¹ Organisations reported 250 incidents to the [INSO Key Data Dashboard](#) (accessed November 2018). ² Organisations reported 82 incidents to the [INSO Key Data Dashboard](#) (accessed November 2018). ³ Organisations reported two incidents to the [INSO Key Data Dashboard](#) (accessed November 2018).

³ 'Reports of' indicates 64% or lower of all reports for the country in question; 'High proportion' indicates 65-90% of reports; 'Predominantly' indicates 91% or more of reports.