

Libya

Statistical Dashboard (1 October 2021)

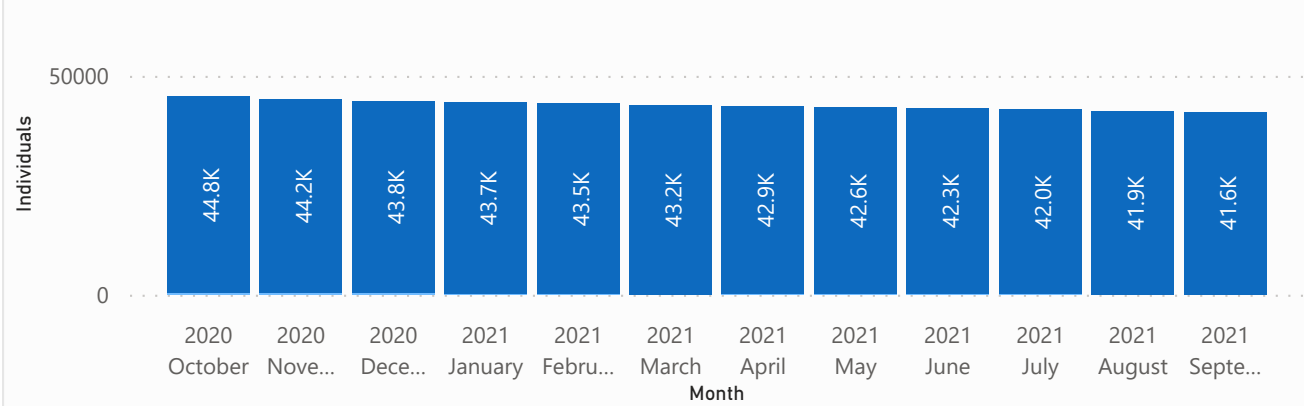
Key Figures

41,681 Refugees & Asylum Seekers
20,354 Cases
17,742 Men
8,791 Women
15,148 Children
1,557 Elderly

Status: Urban or DC:
 Gender: Mantika:

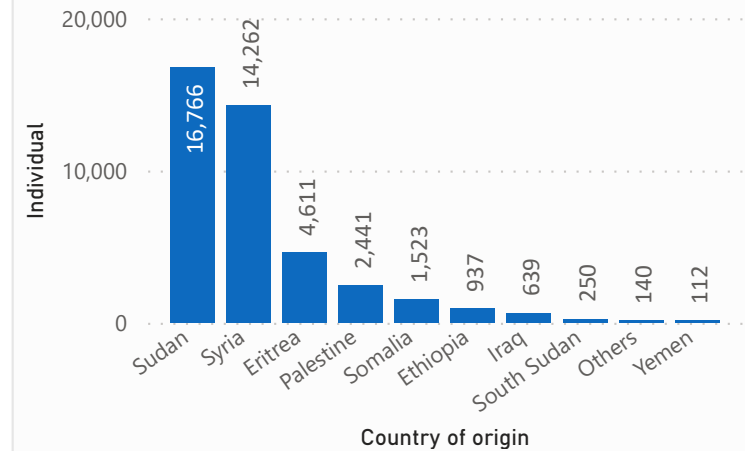
Refugee trends

Location: ● DC ● Urban



New Registration / Closure

Country of Origin



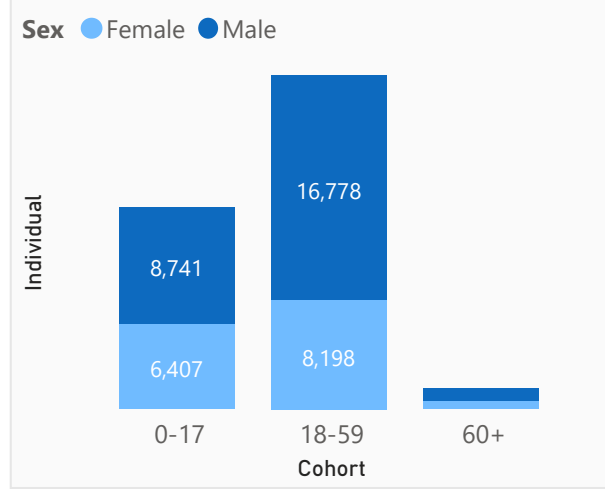
Place of Residence

Mantika	# of Individuals	% of Individuals
Tripoli	21,045	50.49%
Aljbara	6,420	15.40%
Misrata	4,943	11.86%
Azzawya	2,194	5.26%
Unknown	1,815	4.35%
Zwara	1,631	3.91%
Almargeb	1,316	3.16%
Benghazi	1,014	2.43%
Al Jabal Al Gharbi	397	0.95%
Al Jabal Al Akhdar	154	0.37%
Sabha	120	0.29%

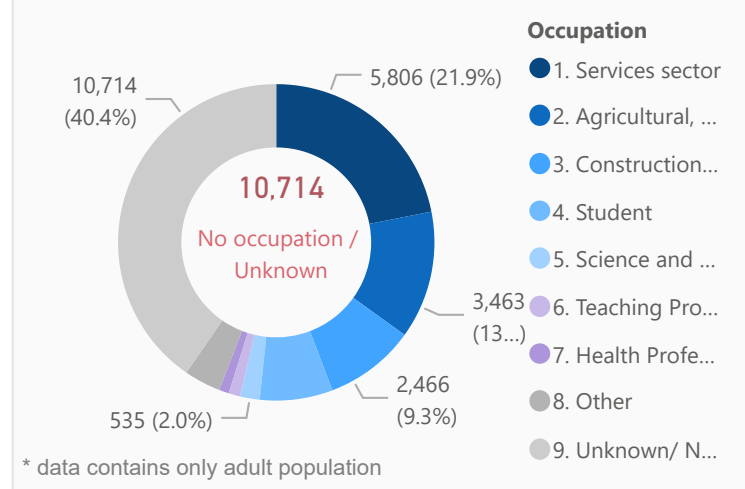
Specific Needs Categories

Categories	Individuals	% Value
Woman at risk	1,540	3.69%
Unaccompanied or separated children	1,987	4.77%
Torture	1,337	3.21%
Specific legal/protection needs	20,225	48.52%
Single parent or caregiver	419	1.01%
SGBV	599	1.44%
Serious medical condition	4,401	10.56%
Older person at risk	186	0.45%
Family unity	931	2.23%
Disability	706	1.69%
Child at risk	3,464	8.31%
_Total	24,707	59.28%

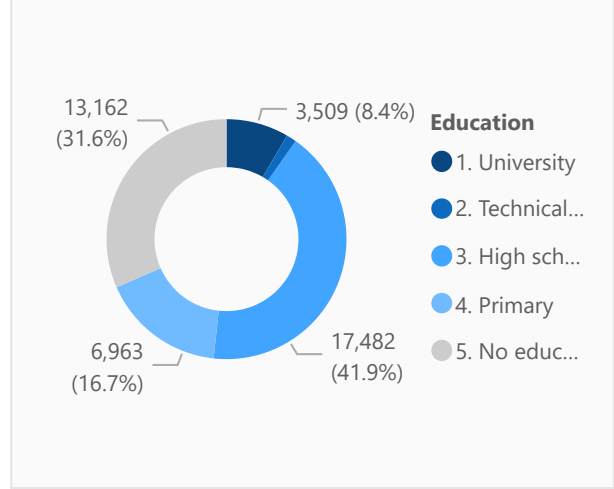
Demographics



Occupation at the country of origin



Education level at the country of origin



7,760
with multiple Specific Needs Categories

