

Liberia Ebola SitRep no. 101

Ministry of Health and Social Welfare

Aug 24, 2014

Cases

	National	Bomi County	Bong County	Grand Bassa	Grand Cape Mount	Grand Gedeh	Lofa County	Margibi County	Montserrado County	Nimba County	River Gee County	RiverCess County	Sinoe County
New Case/s (Suspected)	39	0	0	0	0	0	0	10	27	2	0	0	0
New Case/s (Probable)	39	0	0	0	0	0	9	1	29	0	0	0	0
New case/s (confirmed)	11	0	0	0	0	0	10	0	1	0	0	0	0
Total suspected cases	382	1	68	8	1	2	63	89	134	14	1	0	1
Total probable cases	674	24	30	1	3	0	306	48	218	44	0	0	0
Total confirmed cases	322	21	20	6	4	0	173	27	44	25	0	1	1
Total Number of Confirmed Cases of Sierra Leonean Nationality	13	0	0	0	2	0	11	0	0	0	0	0	0
Total Number of Confirmed Cases of Guinean Nationality	1	0	0	0	0	0	0	0	1	0	0	0	0
Cumulative (confirmed, probable, suspected) cases	1378	46	118	15	8	2	542	164	396	83	1	1	2

Cases among HCWs

	National	Bomi County	Bong County	Grand Bassa	Grand Cape Mount	Grand Gedeh	Lofa County	Margibi County	Montserrado County	Nimba County	River Gee County	RiverCess County	Sinoe County
Newly Reported Cases in HCW on 24th Aug 2014	4	0	0	0	0	0	1	0	3	0	0	0	0
Cumulative cases among HCW	131	5	26	3	3	0	19	29	45	1	0	0	0
Newly Reported deaths in HCW on 24th Aug 2014	2	0	0	0	0	0	1	0	1	0	0	0	0
Cumulative deaths among HCW	67	4	5	0	0	0	16	18	24	0	0	0	0

Isolation and Discharges

	National	Bomi County	Bong County	Grand Bassa	Grand Cape Mount	Grand Gedeh	Lofa County	Margibi County	Montserrado County	Nimba County	River Gee County	RiverCess County	Sinoe County
New Admission on Aug 24 2014	13	0	0	0	0	0	12	0	1	0	0	0	0
Total no. currently in Treatment Units	129	0	0	0	0	0	83	0	46	0	0	0	0
Total discharges on 24th Aug 2014	0	0	0	0	0	0	0	0	0	0	0	0	0
Cumulative admission/isolation	129	0	0	0	0	0	83	0	46	0	0	0	0

Deaths

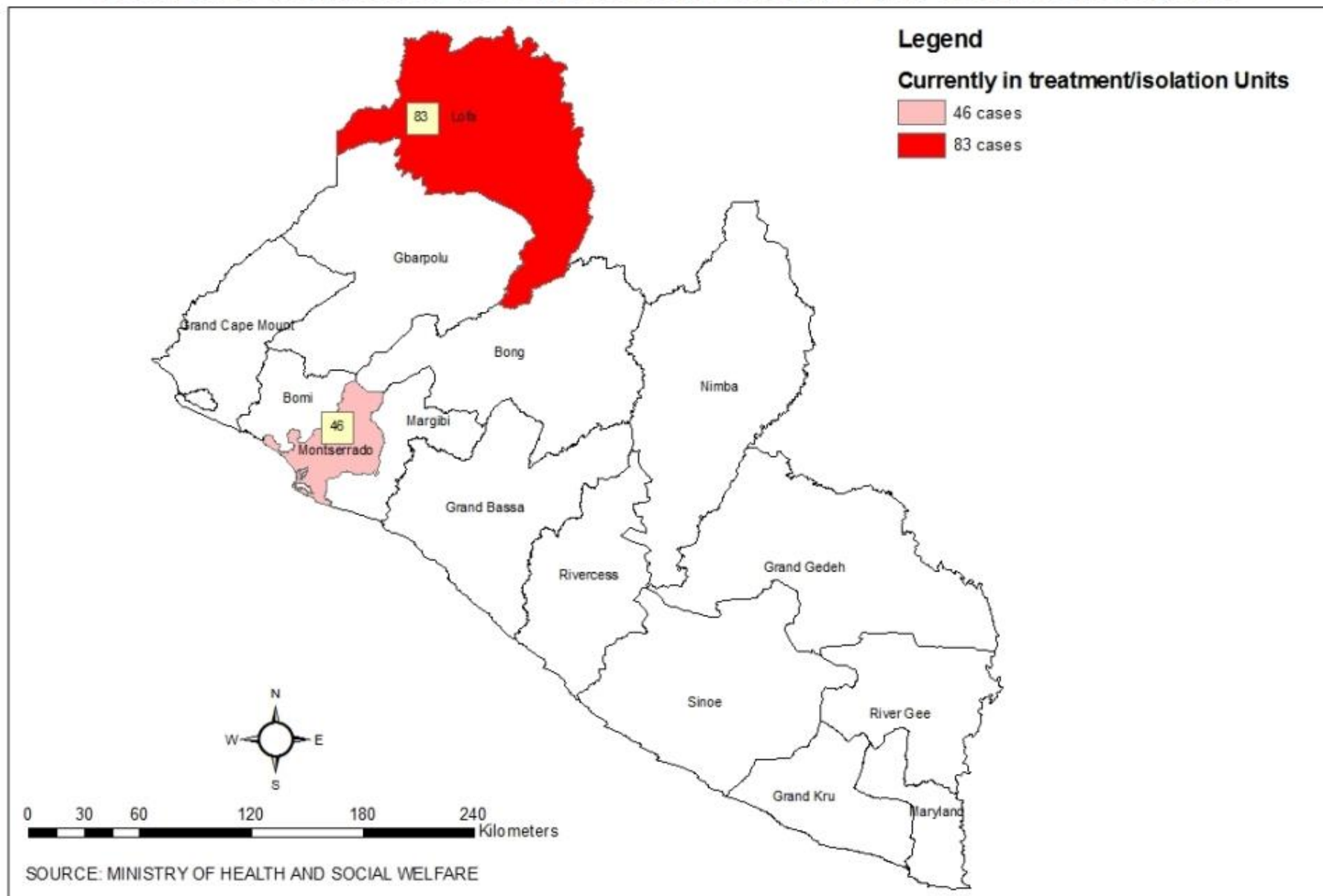
	National	Bomi County	Bong County	Grand Bassa	Grand Cape Mount	Grand Gedeh	Lofa County	Margibi County	Montserrado County	Nimba County	River Gee County	RiverCess County	Since County
Newly reported deaths 24th Aug 2014	31	0	0	0	0	0	8	4	16	3	0	0	0
Total death/s in confirmed cases	273	19	10	1	4	0	113	23	81	22	0	0	0
Total death/s in probable cases	301	10	11	1	1	0	113	34	108	22	0	1	0
Total death/s in suspected cases	169	0	13	0	2	1	34	28	84	6	1	0	0
Total death/s in confirmed, probable, suspected cases	743	29	34	2	7	1	260	85	273	50	1	1	0
Case Fatality Rate (CFR) - Confirmed & Probable Cases	57.6	64.4	42.0	28.6	71.4	0.0	47.2	76.0	72.1	63.8	0.0	100.0	0.0

Ebola Disease Outbreak (March 22-Aug 24, 2014)

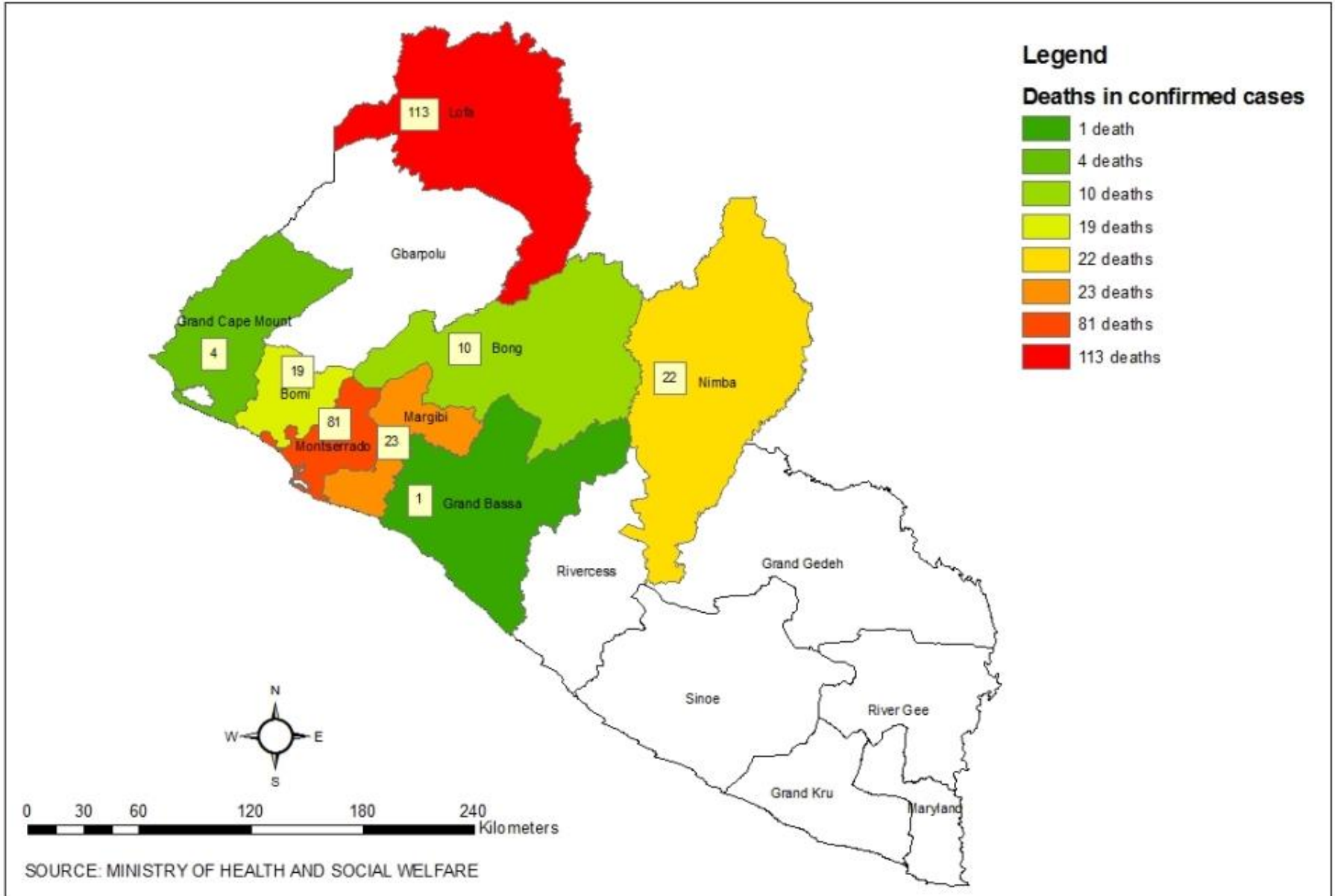
Table 3: Cumulative Ebola Disease Outbreak in Liberia (March 22 -Aug 24, 2014)

Cases													
	National	Bomi County	Bong County	Grand Bassa	Grand Cape Mount	Grand Gedeh	Lofa County	Margibi County	Montserrado County	Nimba County	River Gee County	RiverCess County	Sinoe County
Total Case/s (Suspected)	382	1	68	8	1	2	63	89	134	14	1	0	1
Total Case/s (Probable)	676	24	30	1	3	0	308	48	218	44	0	0	0
Total case/s (confirmed)	328	21	20	6	4	0	177	29	44	25	0	1	1
Cumulative (confirmed, probable, suspected) cases	1386	46	118	15	8	2	548	166	396	83	1	1	2
Health Care Workers													
Cumulative cases among HCW	133	5	26	3	3	0	21	29	45	1	0	0	0
Cumulative deaths among HCW	69	4	5	0	0	0	18	18	24	0	0	0	0
Deaths													
Total death/s in confirmed cases	279	19	10	1	4	0	117	25	81	22	0	0	0
Total death/s in probable cases	303	10	11	1	1	0	115	34	108	22	0	1	0
Total death/s in suspected cases	172	0	13	0	2	1	35	29	85	6	1	0	0
Total death/s in confirmed, probable, suspected cases	754	29	34	2	7	1	267	88	274	50	1	1	0
Cumulative CFR (March 22 - Aug 24, 2014)	58.0	64.4	42.0	28.6	71.4	#####	47.8	76.6	72.1	63.8	#####	100.0	0.0

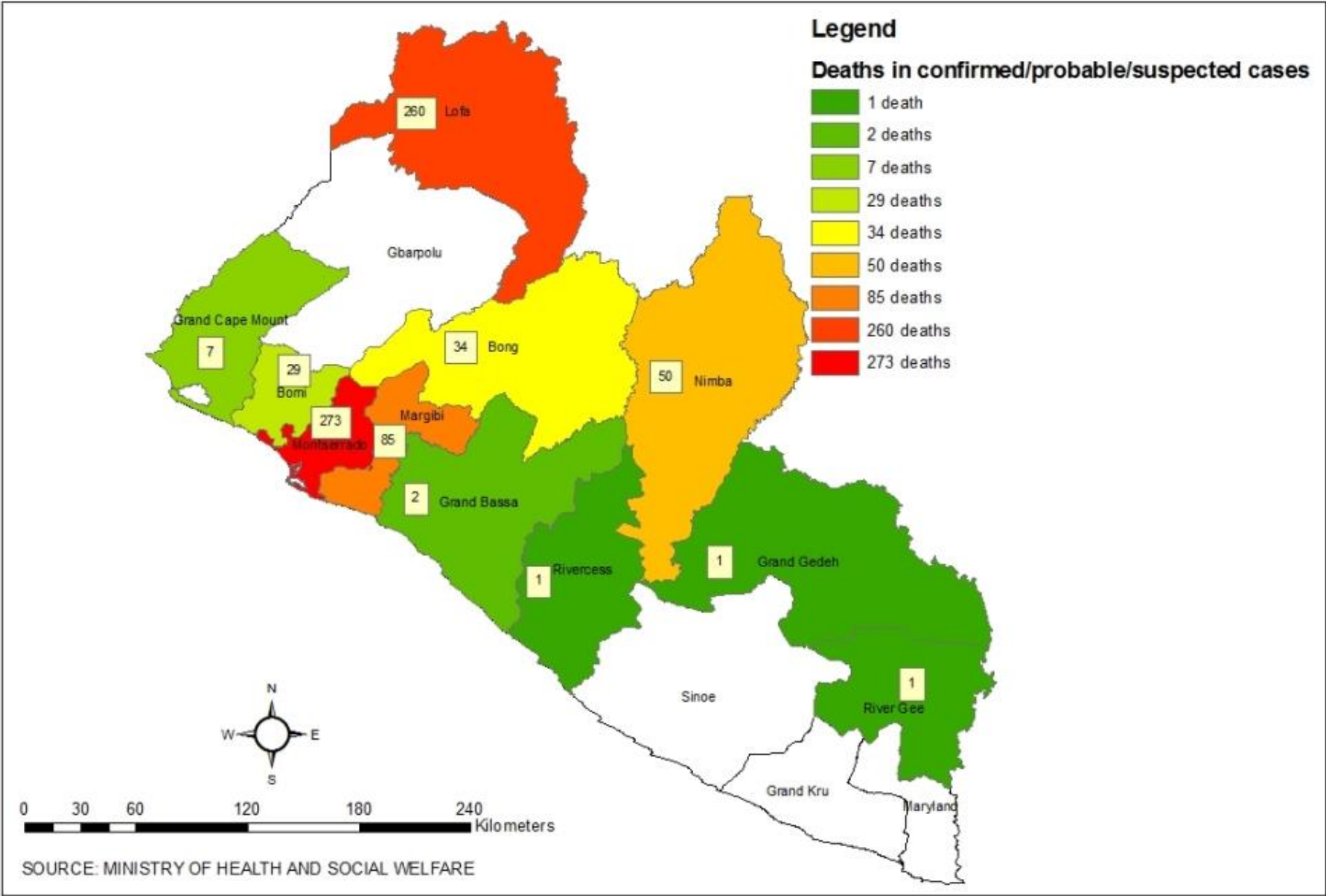
CURRENTLY IN TREATMENT/ISOLATION UNITS SINCE MAY 29th TO AUGUST 24th, 2014



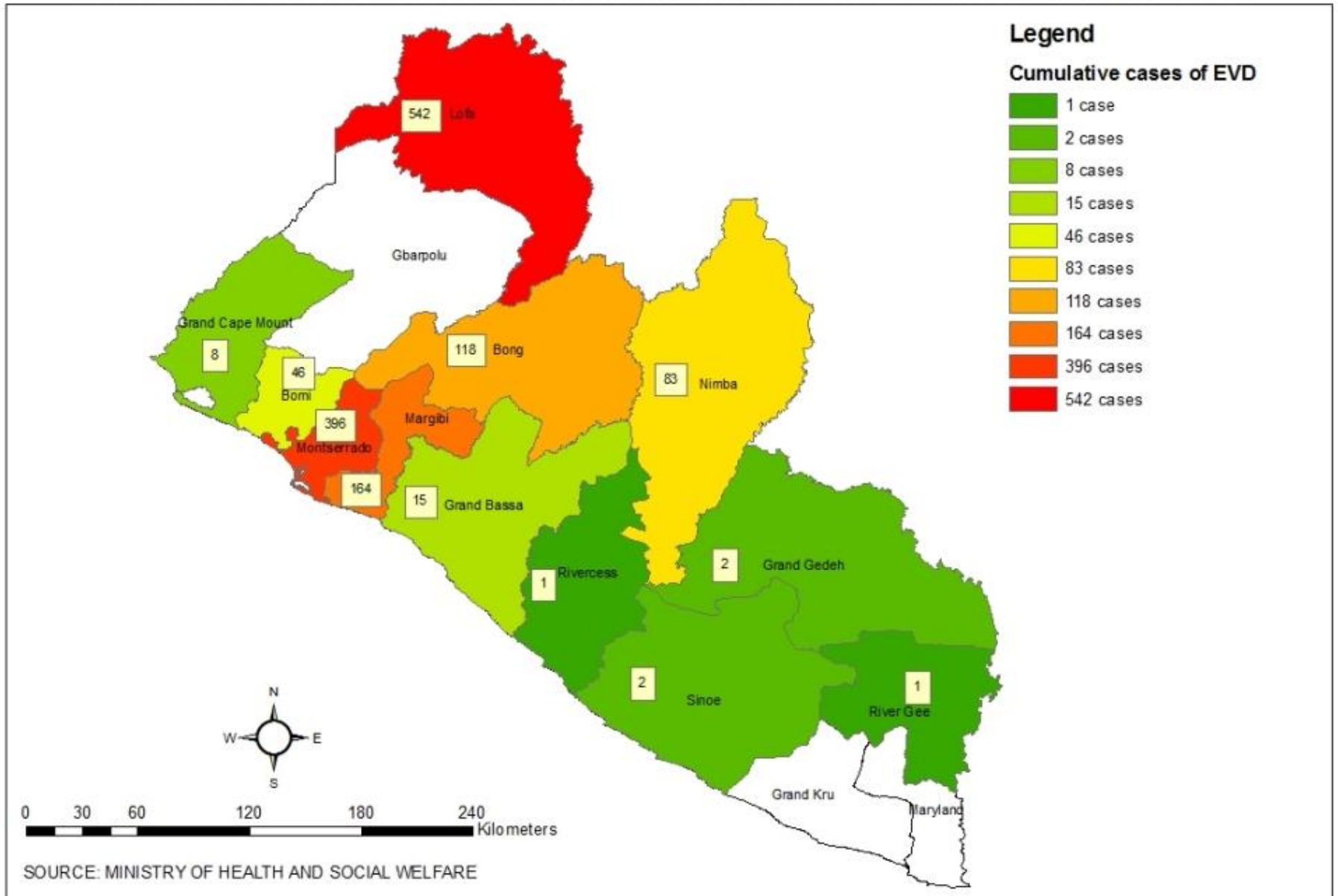
DEATHS IN CONFIRMED CASES OF EBOLA VIRUS DISEASE SINCE MAY 29th TO AUGUST 24th, 2014



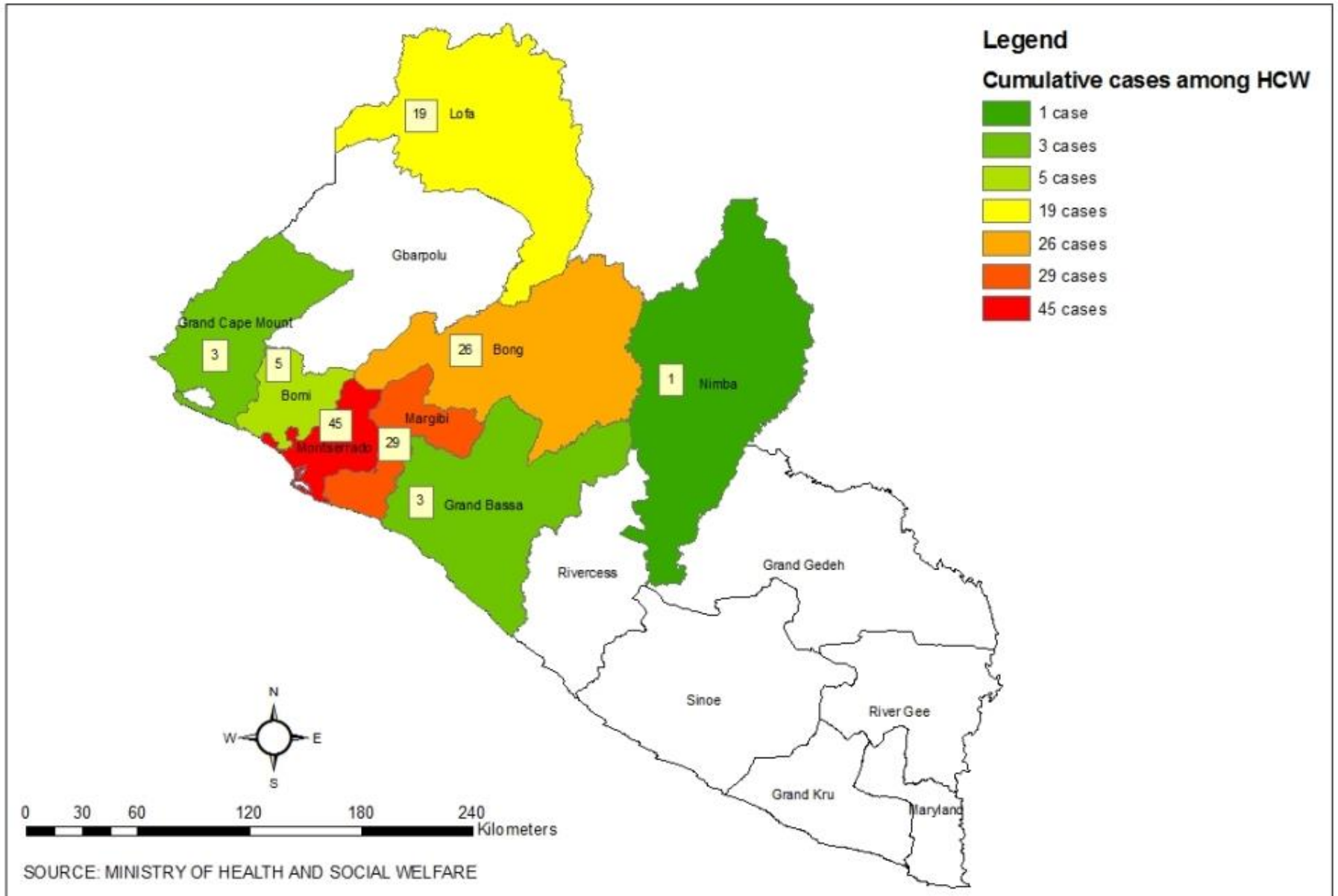
DEATHS IN CONFIRMED/PROBABLE/SUSPECTED CASES OF EBOLA VIRUS DISEASE SINCE MAY 29th TO AUGUST 24th, 2014



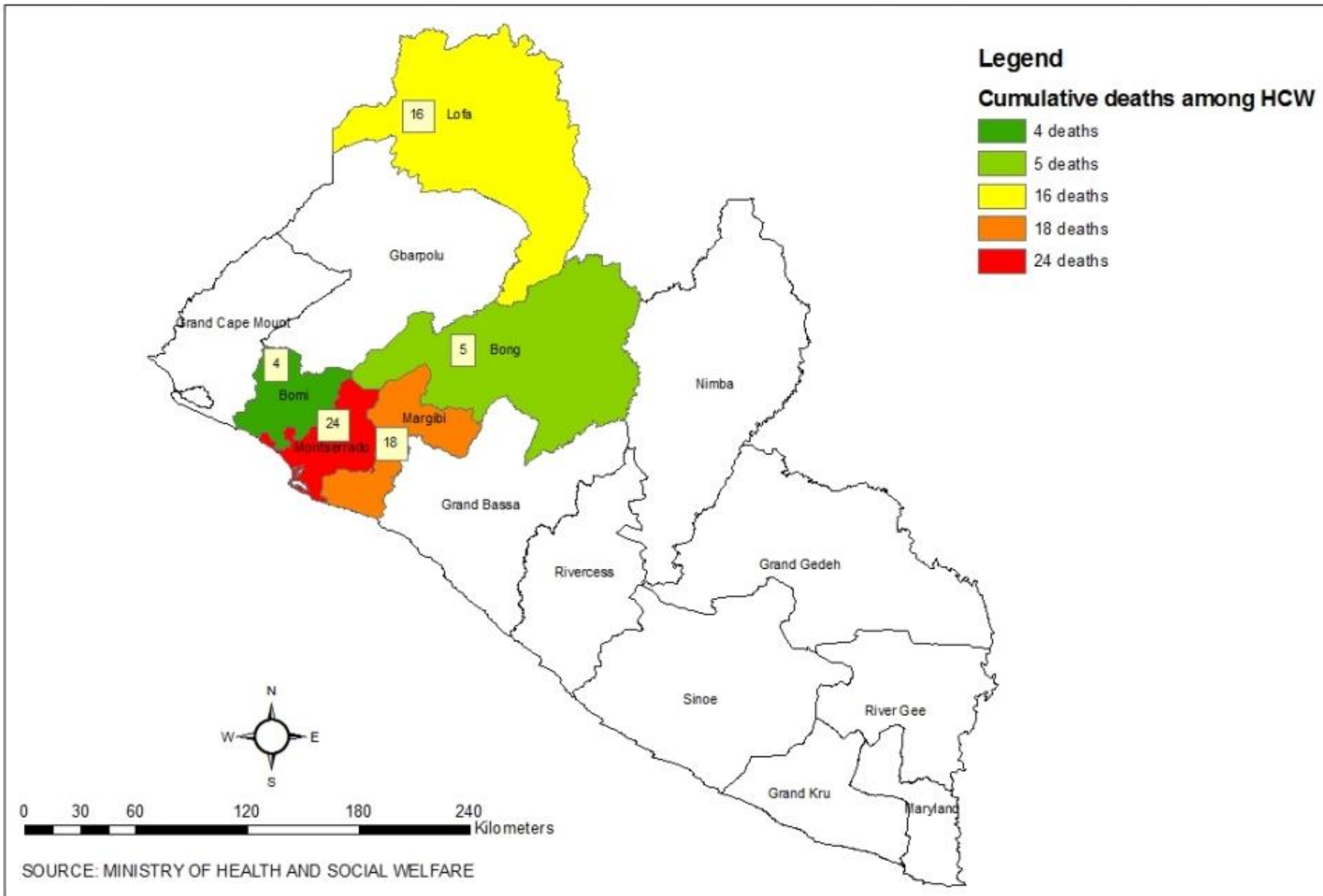
CUMULATIVE CASES OF EBOLA VIRUS DISEASE SINCE MAY 29th TO AUGUST 24th, 2014



CUMULATIVE CASES OF EBOLA VIRUS DISEASE AMONG HEALTH CARE WORKERS SINCE MAY 29th TO AUGUST 24th, 2014



CUMULATIVE DEATHS OF EBOLA VIRUS DISEASE AMONG HEALTH CARE WORKERS SINCE MAY 29th TO AUGUST 24th, 2014



Highlight

Case Investigation

- There is no space at any of the Treatment Units

Montserrado County

- The high number of cases reported is due to a backlog of case investigation forms that were being held in the field
- Members of the CHT visited West Point and the following actions were taken:
 - Medical Team posted at transit unit at West point
 - CMO arranged with the Star of the Sea Clinic to receive case(s) screened by the transit unit that are NOT EVD related for treatment.
 - JFK ETU to receive case(s) from the Transit unit from West point.
 - Three (3) persons were assigned to a “block” to conduct house visitation and referral of cases to the Transit Unit as well as report deaths.
- Montserrado County Investigation Teams are still moving into bordering counties for response which has created gaps for the post at Redemption.

Highlight

Nimba County

- Another consignment of WFP food supply for quarantine contacts arrived in the county
- The Assistant Minister for Custom and Culture visited Nimba and held meeting with County Task Force, District Commissioners, Paramount Chiefs, Women and Youth groups, Media institutions and Traditional Leaders
- All cultural practices (Poro and Sande society) suspended for time indefinite as the fight against Ebola continues
- The Carter Center donated 9 Mega phones and 5 buckets with accessories to the Task Force and also signed contract with 4 radio stations to air Ebola awareness produced by the local leaders
- There were 3 Suspected deaths in Ganta City.

National Reference Lab at LIBR

- 16 test conducted
 - 11 Positive
 - 5 Negative