

Statistical summary

as of
31/01/2016

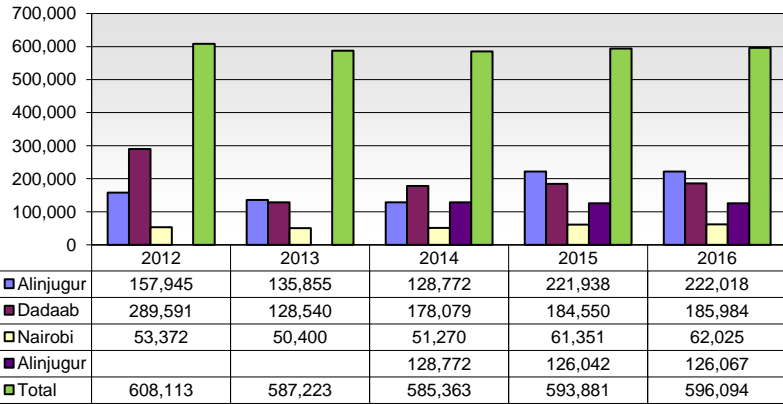
Refugees and Asylum Seekers in Kenya

	Total	Alinjugur	Dadaab	Kakuma	Nairobi	
A. Refugees and Asylum Seekers	596,094	126,067	222,018	185,984	62,025	- Page 2
B. Registration	1,962	15	20	1,161	766	- Page 6
C. Refugee Status Determination						- Page 7
1. Applied	1,407	24	48	574	761	
2. Recognized	355	38	26	288	3	
3. Rejected	3	0	0	0	3	
4. Pending	40,409	856	2,140	23,046	14,367	
D. 2016 Resettlement Submissions	62					- Page 8
E. 2016 Resettlement Departures	358					- Page 9
F. 2016 Voluntary Repatriation	0					- Page 10

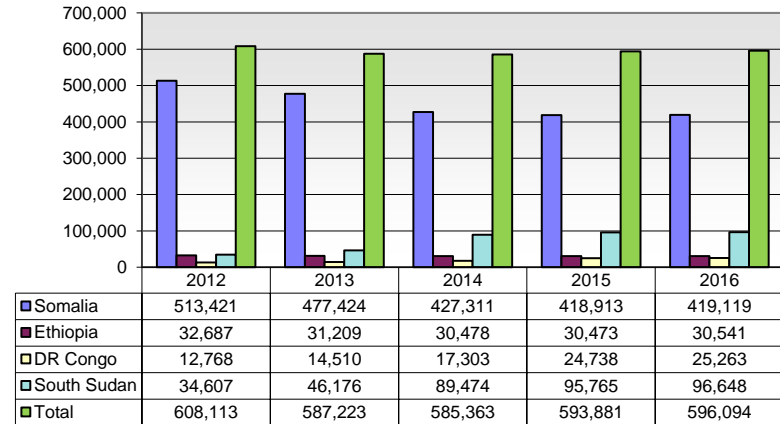
REFUGEES AND ASYLUM SEEKERS IN KENYA BY COUNTRY OF ORIGIN AND LOCATION
January 2016

Country of Origin	2012					2013					2014					2015					2016				
	Alinjugur	Dadaab	Kakuma	Nairobi	Total	Alinjugur	Dadaab	Kakuma	Nairobi	Total	Alinjugur	Dadaab	Kakuma	Nairobi	Total	Alinjugur	Dadaab	Kakuma	Nairobi	Total	Alinjugur	Dadaab	Kakuma	Nairobi	Total
Somalia	154,104	275,258	50,366	33,693	513,421	132,611	258,596	53,816	32,401	477,424	125,584	213,466	56,180	32,081	427,311	122,663	208,741	54,886	32,623	418,913	122,658	208,849	54,952	32,660	419,119
Ethiopia	3,835	13,325	6,374	9,153	32,687	3,236	12,746	7,272	7,955	31,209	3,176	11,889	7,772	7,641	30,478	3,094	11,399	7,595	8,385	30,473	3,112	11,372	7,606	8,451	30,541
Sudan		14	5,345	388	5,747		21	7,666	275	7,962		69	9,366	196	9,631	-	74	10,023	169	10,266		74	10,303	171	10,548
DR Congo		101	6,149	6,518	12,768	2	129	7,809	6,570	14,510	5	220	8,966	8,112	17,303	154	187	9,861	14,536	24,738	155	190	9,926	14,992	25,263
Rwanda		16	510	1,024	1,550		18	554	858	1,430		17	616	810	1,443	14	20	615	960	1,609	12	21	619	958	1,610
Eritrea		44	112	1,724	1,880		31	115	1,602	1,748		23	129	1,414	1,566	-	18	126	1,481	1,625		18	126	1,492	1,636
Burundi		70	3,699	502	4,271		18	5,024	411	5,453	1	155	5,985	427	6,568	70	138	6,804	1,300	8,312	72	135	6,910	1,396	8,513
South Sudan	2	680	33,867	58	34,607	1	803	45,309	63	46,176	1	1,334	87,957	182	89,474	32	1,277	93,413	1,043	95,765	40	1,275	94,287	1,046	96,648
Uganda	4	75	736	196	1,011	3	56	914	148	1,121	3	57	1,038	301	1,399	12	67	1,158	670	1,907	12	70	1,187	669	1,938
Other		8	47	116	171	2	10	61	117	190	2	12	70	106	190	3	17	69	184	273	6	14	68	190	278
Total	157,945	289,591	107,205	53,372	608,113	135,855	272,428	128,540	50,400	587,223	128,772	227,242	178,079	51,270	585,363	126,042	221,938	184,550	61,351	593,881	126,067	222,018	185,984	62,025	596,094

TREND BY LOCATION

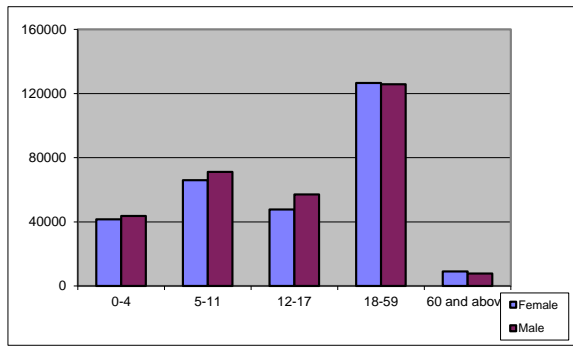


TREND BY MAJOR COUNTRIES OF ORIGIN

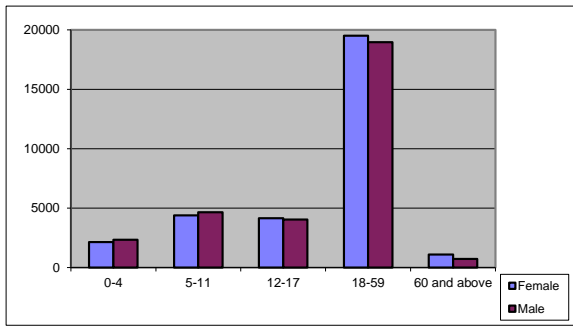


REFUGEES AND ASYLUM SEEKERS IN KENYA : DEMOGRAPHIC BREAKDOWN
January 2016

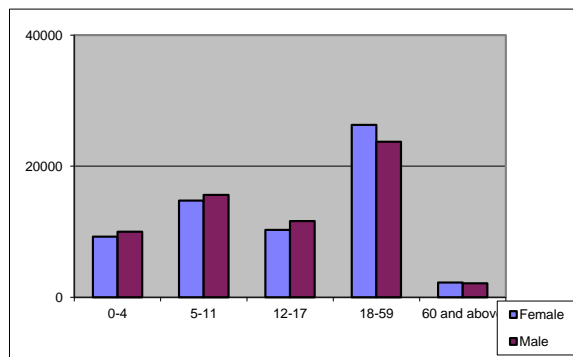
Total Kenya	Age Group	Sex				Total	
		Female		Male			
		#	%	#	%	#	%
	0-4	41,597	7.0%	43,632	7.3%	85,229	14.3%
	5-11	65,983	11.1%	71,105	11.9%	137,088	23.0%
	12-17	47,623	8.0%	56,995	9.6%	104,618	17.6%
	18-59	126,614	21.2%	125,756	21.1%	252,370	42.3%
	60 and above	9,092	1.5%	7,697	1.3%	16,789	2.8%
	Total	290,909	48.8%	305,185	51.2%	596,094	



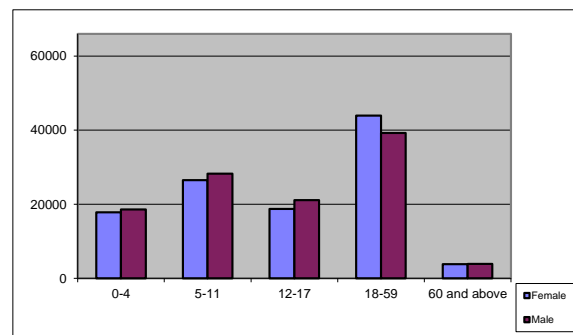
Nairobi	Age Group	Sex				Total	
		Female		Male			
		#	%	#	%	#	%
	0-4	2,138	3.4%	2,346	3.8%	4,484	7.2%
	5-11	4,399	7.1%	4,650	7.5%	9,049	14.6%
	12-17	4,146	6.7%	4,051	6.5%	8,197	13.2%
	18-59	19,511	31.5%	18,961	30.6%	38,472	62.0%
	60 and above	1,106	1.8%	717	1.2%	1,823	2.9%
	Total	31,300	50.5%	30,725	49.5%	62,025	



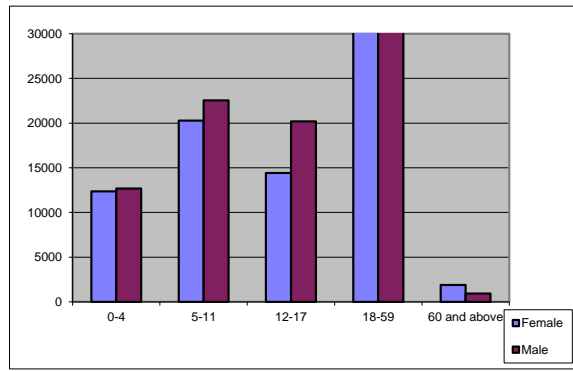
Ainjugur	Age Group	Sex				Total	
		Female		Male			
		#	%	#	%	#	%
	0-4	9,275	7.4%	9,992	7.9%	19,267	15.3%
	5-11	14,767	11.7%	15,638	12.4%	30,405	24.1%
	12-17	10,294	8.2%	11,643	9.2%	21,937	17.4%
	18-59	26,306	20.9%	23,736	18.8%	50,042	39.7%
	60 and above	2,267	1.8%	2,149	1.7%	4,416	3.5%
	Total	62,909	49.9%	63,158	50.1%	126,067	



Dadaab	Age Group	Sex				Total	
		Female		Male			
		#	%	#	%	#	%
	0-4	17,834	8.0%	18,617	8.4%	36,451	16.4%
	5-11	26,531	11.9%	28,278	12.7%	54,809	24.7%
	12-17	18,753	8.4%	21,110	9.5%	39,863	18.0%
	18-59	43,914	19.8%	39,242	17.7%	83,156	37.5%
	60 and above	3,840	1.7%	3,899	1.8%	7,739	3.5%
	Total	110,872	49.9%	111,146	50.1%	222,018	



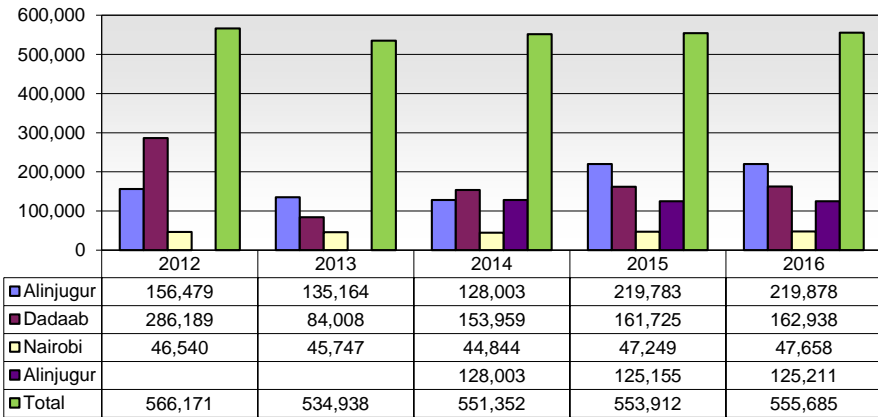
Kakuma	Age Group	Sex				Total	
		Female		Male			
		#	%	#	%	#	%
	0-4	12,350	6.6%	12,677	6.8%	25,027	13.5%
	5-11	20,286	10.9%	22,539	12.1%	42,825	23.0%
	12-17	14,430	7.8%	20,191	10.9%	34,621	18.6%
	18-59	36,883	19.8%	43,817	23.6%	80,700	43.4%
	60 and above	1,879	1.0%	932	0.5%	2,811	1.5%
	Total	85,828	46.1%	100,156	53.9%	185,984	



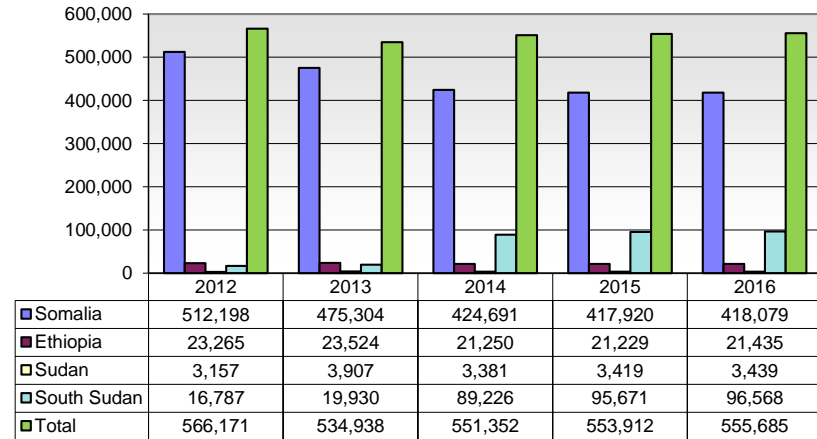
REFUGEES IN KENYA BY COUNTRY OF ORIGIN AND LOCATION
January 2016

Country of Origin	2012					2013					2014					2015					2016				
	Alinjugur	Dadaab	Kakuma	Nairobi	Total	Alinjugur	Dadaab	Kakuma	Nairobi	Total	Alinjugur	Dadaab	Kakuma	Nairobi	Total	Alinjugur	Dadaab	Kakuma	Nairobi	Total	Alinjugur	Dadaab	Kakuma	Nairobi	Total
Somalia	153,703	274,935	50,314	33,246	512,198	132,441	258,485	52,131	32,247	475,304	125,429	213,367	54,746	31,149	424,691	122,499	208,652	54,825	31,944	417,920	122,495	208,757	54,892	31,935	418,079
Ethiopia	2,770	10,434	4,169	5,892	23,265	2,715	10,623	4,401	5,785	23,524	2,566	9,627	3,412	5,645	21,250	2,580	9,499	3,448	5,702	21,229	2,604	9,498	3,483	5,850	21,435
Sudan	0	14	2,869	274	3,157	0	21	3,651	235	3,907	0	63	3,141	177	3,381	0	65	3,217	137	3,419	0	65	3,237	137	3,439
DR Congo	0	100	1,870	4,274	6,244	2	129	2,824	5,121	8,076	2	146	3,669	5,507	9,324	32	170	5,559	6,285	12,046	56	166	5,757	6,482	12,461
Rwanda	0	16	344	988	1,348	0	14	360	557	931	0	11	273	541	825	0	9	271	533	813	0	9	273	527	809
Eritrea	0	44	68	1,324	1,436	0	29	61	1,342	1,432	0	20	61	1,252	1,333	0	15	69	1,145	1,229	0	15	68	1,174	1,257
Burundi	0	42	644	357	1,043	0	15	868	284	1,167	0	15	351	291	657	7	41	481	319	848	7	39	497	323	866
South Sudan	2	527	16,225	33	16,787	1	647	19,235	47	19,930	1	1,243	87,886	96	89,226	32	1,271	93,410	958	95,671	40	1,268	94,283	977	96,568
Uganda	4	69	453	84	610	3	53	468	78	602	3	50	402	136	591	3	58	414	162	637	3	61	416	188	668
Other	0	8	7	68	83	2	3	9	51	65	2	4	18	50	74	2	3	31	64	100	6	0	32	65	103
Total	156,479	286,189	76,963	46,540	566,171	135,164	270,019	84,008	45,747	534,938	128,003	224,546	153,959	44,844	551,352	125,155	219,783	161,725	47,249	553,912	125,211	219,878	162,938	47,658	555,685

TREND BY LOCATION



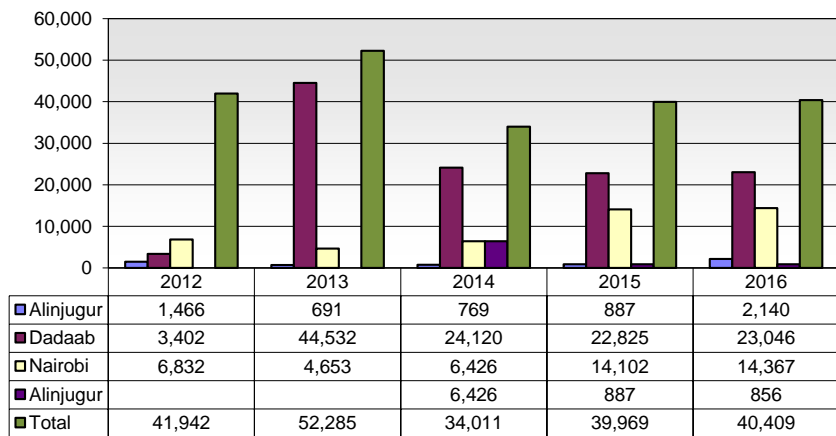
TREND BY MAJOR COUNTRIES OF ORIGIN



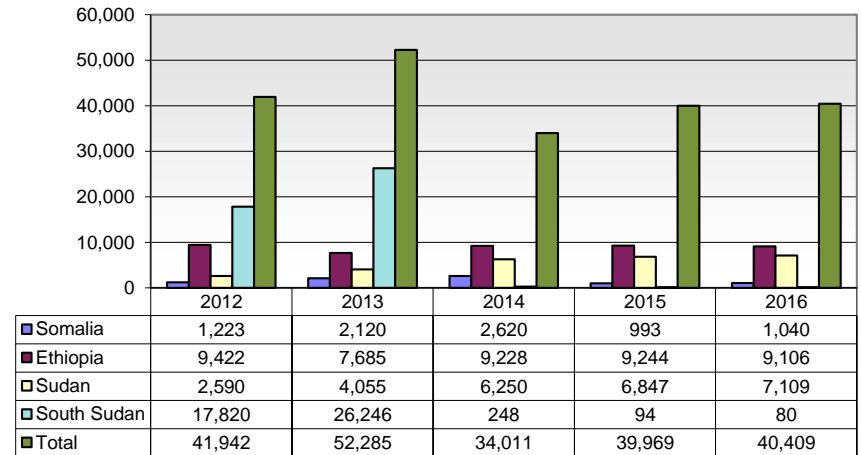
ASYLUM SEEKERS STATISTICS BY COUNTRY OF ORIGIN AND LOCATION
January 2016

Country of Origin	2012					2013					2014					2015					2016				
	Alinjugur	Dadaab	Kakuma	Nairobi	Total	Alinjugur	Dadaab	Kakuma	Nairobi	Total	Alinjugur	Dadaab	Kakuma	Nairobi	Total	Alinjugur	Dadaab	Kakuma	Nairobi	Total	Alinjugur	Dadaab	Kakuma	Nairobi	Total
Somalia	401	323	52	447	1,223	170	111	1,685	154	2,120	155	99	1,434	932	2,620	164	89	61	679	993	163	92	60	725	1,040
Ethiopia	1,065	2,891	2,205	3,261	9,422	521	2,123	2,871	2,170	7,685	610	2,262	4,360	1,996	9,228	514	1,900	4,147	2,683	9,244	508	1,874	4,123	2,601	9,106
Sudan			2,476	114	2,590			4,015	40	4,055	0	6	6,225	19	6,250	0	9	6,806	32	6,847		9	7,066	34	7,109
DR Congo	-	1	4,279	2,244	6,524			4,985	1,449	6,434	3	74	5,297	2,605	7,979	122	17	4,302	8,251	12,692	99	24	4,169	8,510	12,802
Rwanda			166	36	202		4	194	301	499	0	6	343	269	618	14	11	344	427	796	12	12	346	431	801
Eritrea			44	400	444		2	54	260	316	0	3	68	162	233	0	3	57	336	396		3	58	318	379
Burundi	-	28	3,055	145	3,228		3	4,156	127	4,286	1	140	5,634	136	5,911	63	97	6,323	981	7,464	65	96	6,413	1,073	7,647
South Sudan	-	153	17,642	25	17,820		156	26,074	16	26,246	0	91	71	86	248	0	6	3	85	94		7	4	69	80
Uganda	-	6	283	112	401		3	446	70	519	0	7	636	165	808	9	9	744	508	1,270	9	9	771	481	1,270
Other			40	48	88		7	52	66	125	0	8	52	56	116	1	14	38	120	173		14	36	125	175
Total	1,466	3,402	30,242	6,832	41,942	691	2,409	44,532	4,653	52,285	769	2,696	24,120	6,426	34,011	887	2,155	22,825	14,102	39,969	856	2,140	23,046	14,367	40,409

TREND BY LOCATION



TREND BY MAJOR COUNTRIES OF ORIGIN



KENYA REGISTRATION TREND BY LOCATION AND COUNTRY OF ORIGIN
January 2016

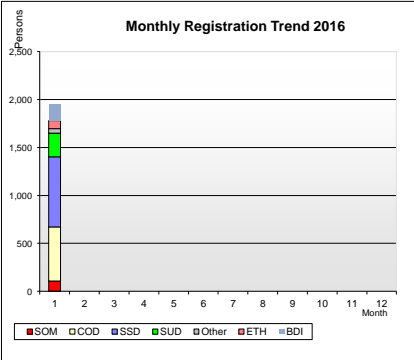
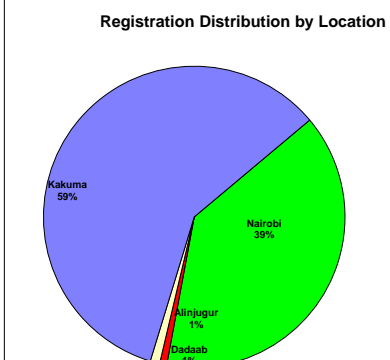
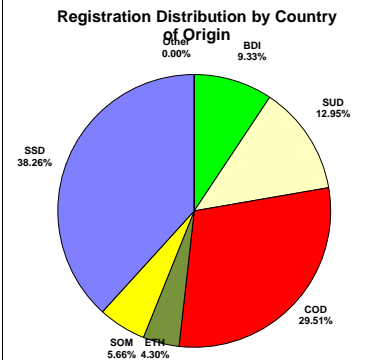
Total Kenya	Month	Total	BDI	BKF	CAR	CHD	CMR	COB	COD	DJB	ERT	ETH	ICO	IRN	IRQ	LBR	NIG	OMN	PAK	PAL	RWA	SAU	SOM	SSD	SUD	SYR	TAN	TIB	UGA	YEM	
	Jan	1,962	178	0	0	0	0	2	563	0	11	82	1	0	0	2	1	0	0	0	0	10	0	108	730	247	0	0	3	24	0
	Feb	0																													
	Mar	0																													
	Apr	0																													
	May	0																													
	Jun	0																													
	Jul	0																													
	Aug	0																													
	Sep	0																													
	Oct	0																													
	Nov	0																													
	Dec	0																													
Total	1,962	178	0	0	0	0	2	563	0	11	82	1	0	0	2	1	0	0	0	0	10	0	108	730	247	0	0	3	24	0	

Nairobi	Month	Total	BDI	BKF	CAR	CHD	CMR	COB	COD	DJB	ERT	ETH	ICO	IRN	IRQ	LBR	NIG	OMN	PAK	PAL	RWA	SAU	SOM	SSD	SUD	SYR	TAN	TIB	UGA	YEM		
	Jan	766	90						512		10	66	1			2						7		64	5	3			3	3		
	Feb	0																														
	Mar	0																														
	Apr	0																														
	May	0																														
	Jun	0																														
	Jul	0																														
	Aug	0																														
	Sep	0																														
	Oct	0																														
	Nov	0																														
	Dec	0																														
Total	766	90	0	0	0	0	0	512	0	10	66	1	0	0	2	0	0	0	0	0	7	0	64	5	3	0	0	3	3	0		

Ainjigur	Month	Total	BDI	BKF	CAR	CHD	CMR	COB	COD	DJB	ERT	ETH	ICO	IRN	IRQ	LBR	NIG	OMN	PAK	PAL	RWA	SAU	SOM	SSD	SUD	SYR	TAN	TIB	UGA	YEM		
	Jan	15	3										1											11								
	Feb	0																														
	Mar	0																														
	Apr	0																														
	May	0																														
	Jun	0																														
	Jul	0																														
	Aug	0																														
	Sep	0																														
	Oct	0																														
	Nov	0																														
	Dec	0																														
Total	15	3	0	0	0	0	0	0	0	0	0	1	0	0	0	0	0	0	0	0	0	0	11	0	0	0	0	0	0	0		

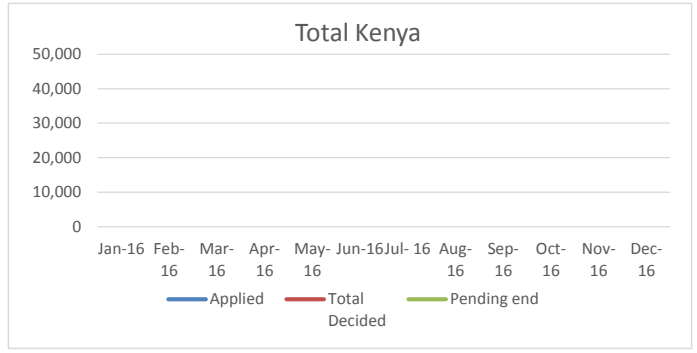
Dadaab	Month	Total	BDI	BKF	CAR	CHD	CMR	COB	COD	DJB	ERT	ETH	ICO	IRN	IRQ	LBR	NIG	OMN	PAK	PAL	RWA	SAU	SOM	SSD	SUD	SYR	TAN	TIB	UGA	YEM		
	Jan	20	1					2					2											10	4	1						
	Feb	0																														
	Mar	0																														
	Apr	0																														
	May	0																														
	Jun	0																														
	Jul	0																														
	Aug	0																														
	Sep	0																														
	Oct	0																														
	Nov	0																														
	Dec	0																														
Total	20	1	0	0	0	0	2	0	0	0	0	2	0	0	0	0	0	0	0	0	0	0	10	4	1	0	0	0	0	0		

Kakuma	Month	Total	BDI	BKF	CAR	CHD	CMR	COB	COD	DJB	ERT	ETH	ICO	IRN	IRQ	LBR	NIG	OMN	PAK	PAL	RWA	SAU	SOM	SSD	SUD	SYR	TAN	TIB	UGA	YEM		
	Jan	1,161	84						51			1	13										3		23	721	243			21		
	Feb	0																														
	Mar	0																														
	Apr	0																														
	May	0																														
	Jun	0																														
	Jul	0																														
	Aug	0																														
	Sep	0																														
	Oct	0																														
	Nov	0																														
	Dec	0																														
Total	1,161	84	0	0	0	0	0	51	0	1	13	0	0	0	0	0	1	0	0	0	3	0	23	721	243	0	0	0	21	0		

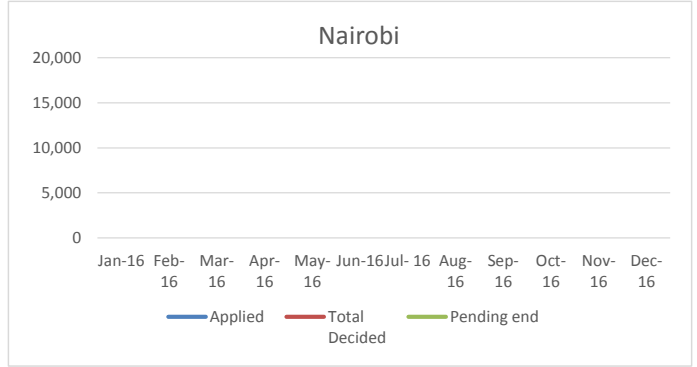


Individual Asylum Applications and Refugee Status Determination Trend - January 2016

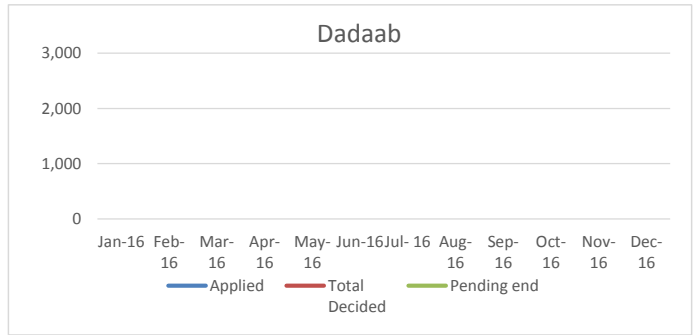
Total	Month	Pending begin	Applied	Reco-gnized	Reje-cted	Oth. Closed	Total Decided	Pending end
	Jan-16	39,969	1,407	355	3	609	967	40,409
	Feb-16							
	Mar-16							
	Apr-16							
	May-16							
	Jun-16							
	Jul-16							
	Aug-16							
	Sep-16							
	Oct-16							
	Nov-16							
	Dec-16							
Total			1,407	355	3	609	967	



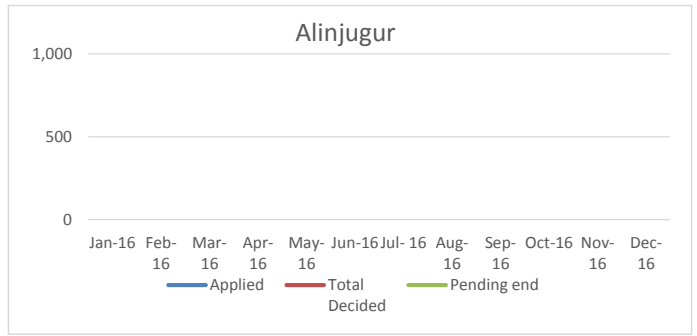
Nairobi	Month	Pending begin	Applied	Reco-gnized	Reje-cted	Oth. Closed	Total Decided	Pending end
	Jan-16	14,102	761	3	3	490	496	14,367
	Feb-16							
	Mar-16							
	Apr-16							
	May-16							
	Jun-16							
	Jul-16							
	Aug-16							
	Sep-16							
	Oct-16							
	Nov-16							
	Dec-16							
Total			761	3	3	490	496	



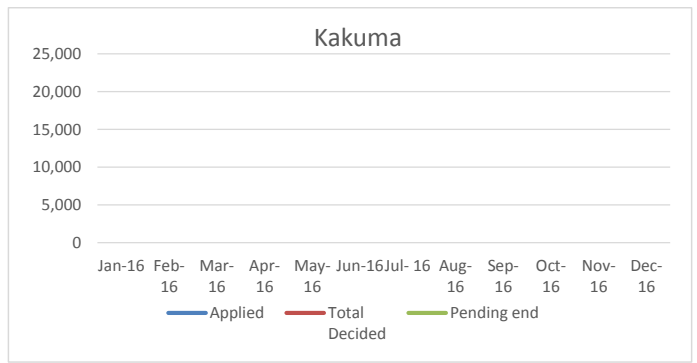
Dadaab	Month	Pending begin	Applied	Reco-gnized	Reje-cted	Oth. Closed	Total Decided	Pending end
	Jan-16	2,155	48	26		37	63	2,140
	Feb-16							
	Mar-16							
	Apr-16							
	May-16							
	Jun-16							
	Jul-16							
	Aug-16							
	Sep-16							
	Oct-16							
	Nov-16							
	Dec-16							
Total			48	26	0	37	63	



Alinjgur	Month	Pending begin	Applied	Reco-gnized	Reje-cted	Oth. Closed	Total Decided	Pending end
	Jan-16	887	24	38		17	55	856
	Feb-16							
	Mar-16							
	Apr-16							
	May-16							
	Jun-16							
	Jul-16							
	Aug-16							
	Sep-16							
	Oct-16							
	Nov-16							
	Dec-16							
Total			24	38	0	17	55	



Kakuma	Month	Pending begin	Applied	Reco-gnized	Reje-cted	Oth. Closed	Total Decided	Pending end
	Jan-16	22,825	574	288		65	353	23,046
	Feb-16							
	Mar-16							
	Apr-16							
	May-16							
	Jun-16							
	Jul-16							
	Aug-16							
	Sep-16							
	Oct-16							
	Nov-16							
	Dec-16							
Total			574	288	0	65	353	



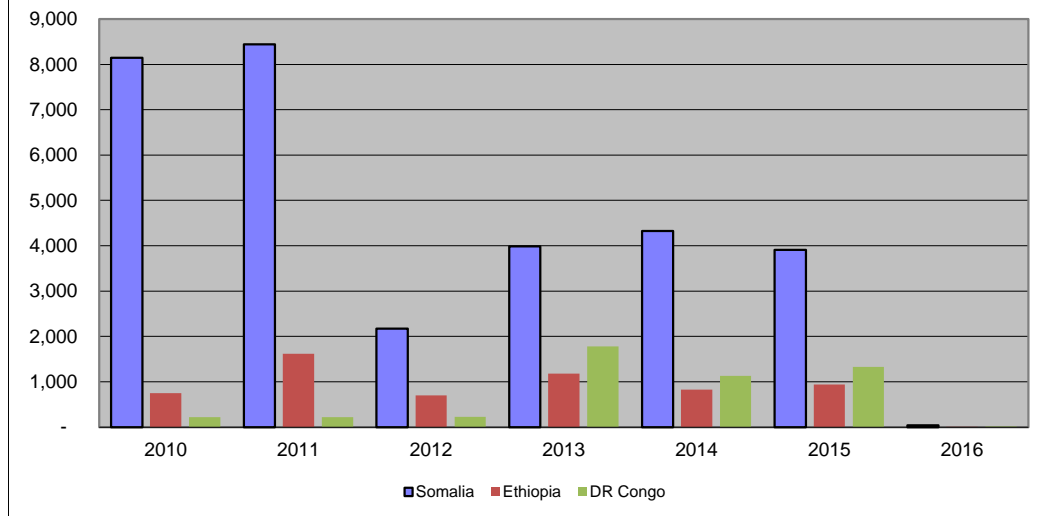
RESETTLEMENT SUBMISSION BY COUNTRY OF ORIGIN

Country of Origin	2010	2011	2012	2013	2014	2015	2016	Total
Somalia	8,143	8,439	2,170	3,985	4,325	3,909	37	31,008
Ethiopia	752	1,617	700	1,181	830	941	6	6,027
Sudan	602	175	30	29	158	541		1,535
DR Congo	223	218	230	1,783	1,132	1,326	14	4,926
Eritrea	67	25	20	111	73	116		412
Uganda	13	13	5	24	88	108		251
Burundi	15	17	22	58	46	121	3	282
Rwanda	45	13	24	22	31	78		213
South Sudan			33	214	111	420	2	780
Other	18	1	5	5	11	26		66
Total	9,878	10,518	3,239	7,412	6,805	7,586	62	45,500

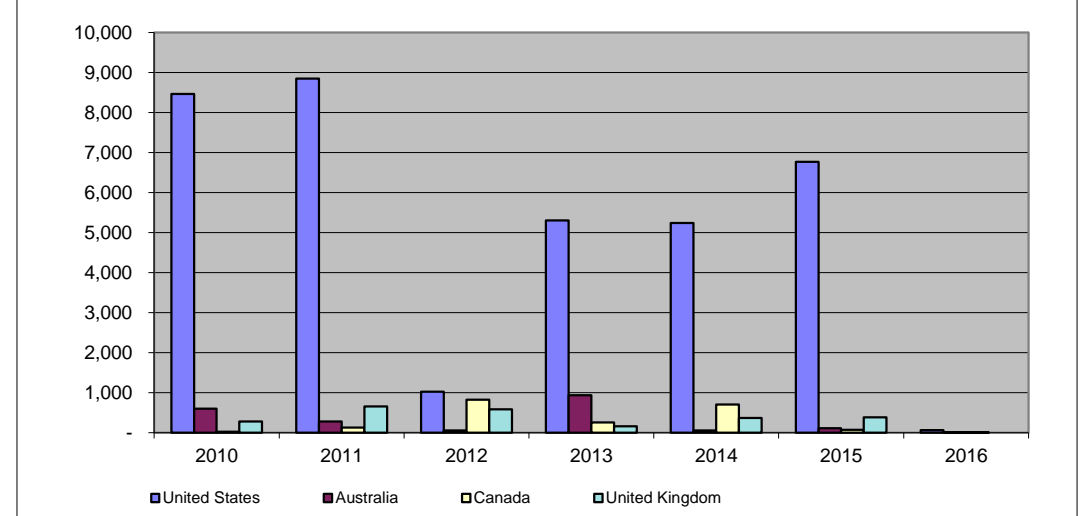
RESETTLEMENT SUBMISSION BY COUNTRY OF RESETTLEMENT

Country of Submission	2010	2011	2012	2013	2014	2015	2016	Total
United States	8,463	8,849	1,019	5,304	5,239	6,764	59	35,697
Australia	595	281	50	932	53	107	2	2,020
Canada	23	129	821	254	705	69	1	2,002
United Kingdom	280	657	585	155	363	378		2,418
Sweden	352	391	402	342	397	81		1,965
Netherlands	8	109	114	145	16	130		522
Denmark	132	6	14	16	14	29		211
Norway	16	72	218	218	12	11		547
France	-	-	-	29				29
Other	9	24	16	17	6	17		89
Total	9,878	10,518	3,239	7,412	6,805	7,586	62	45,500

RESETTLEMENT SUBMISSION TRENDS BY MAJOR COUNTRIES OF ORIGIN

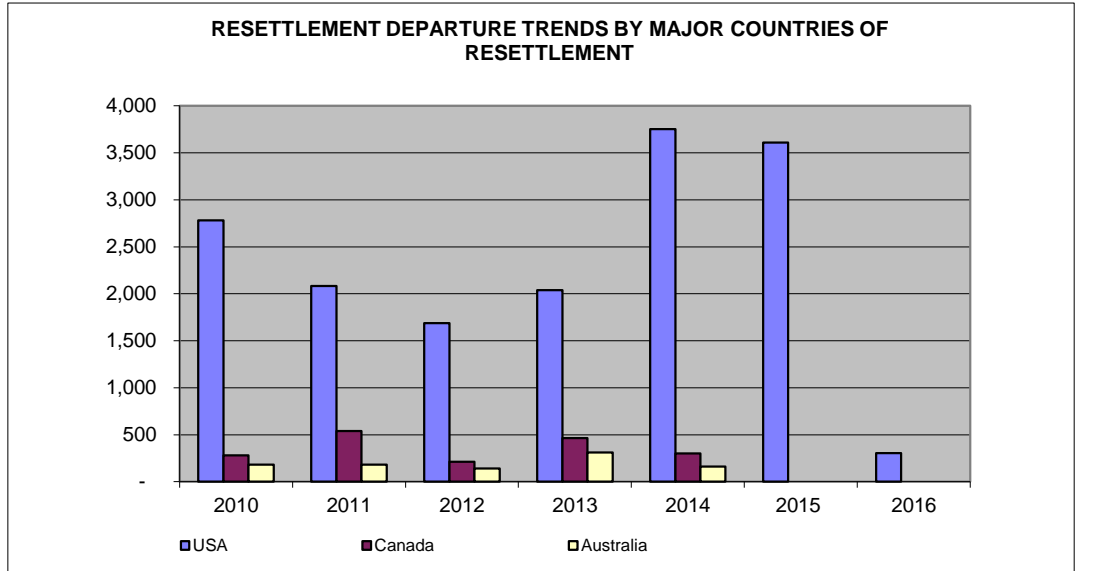
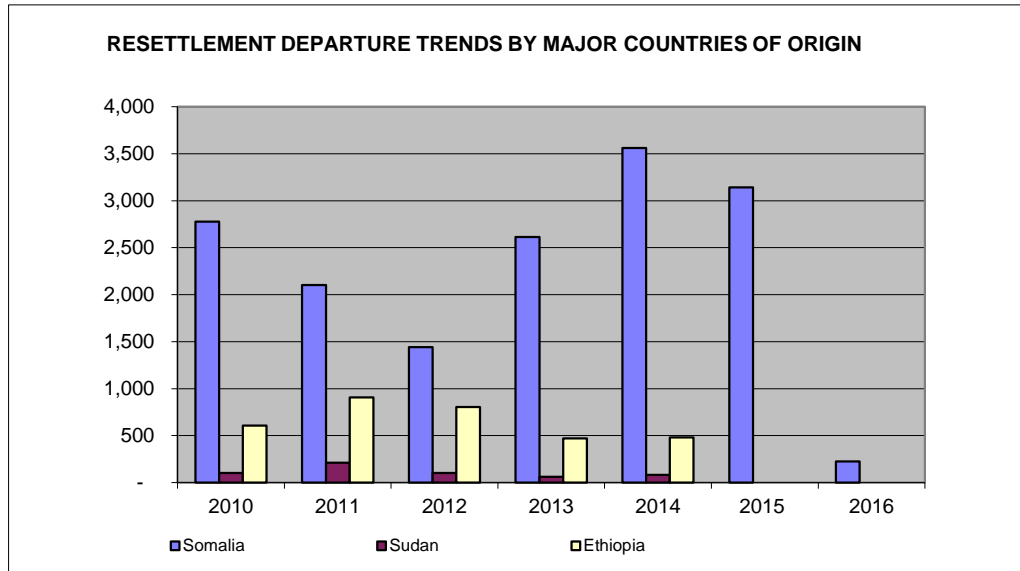


RESETTLEMENT SUBMISSION TRENDS BY MAJOR COUNTRIES OF RESETTLEMENT



RESETTLEMENT DEPARTURES BY COUNTRY OF ORIGIN								
Country of Origin	2010	2011	2012	2013	2014	2015	2016	Total
Somalia	2,776	2,102	1,442	2,612	3,562	3,142	225	15,861
Sudan	103	213	102	61	82	46		607
Ethiopia	606	906	806	469	480	645	53	3,965
Rwanda	44	35	26	26	21	28		180
Uganda	13	7	14	2	36	69	13	154
Congo DR	179	234	192	308	560	874	50	2,397
Burundi	6	35	14	13	23	30		121
Eritrea	39	48	25	25	57	28	5	227
SSD	-	-	35	88	92	136	6	357
Other	7	1	3	-		3	6	20
Total	3,773	3,581	2,659	3,604	4,913	5,001	358	23,889

RESETTLEMENT DEPARTURES BY COUNTRY OF RESETTLEMENT								
Country of Resettlement	2010	2011	2012	2013	2014	2015	2016	Total
USA	2,783	2,083	1,688	2,040	3,751	3,610	305	16,260
Canada	280	541	213	464	302	174	19	1,993
Australia	183	182	141	311	160	514	5	1,496
Sweden	327	329	88	331	229	341	8	1,653
United Kingdom	199	208	460	260	279	308	18	1,732
Netherlands	-	81	29	-	87	2		199
Norway	-	58	18	159	78	32	3	348
New Zealand	-	10	-	4				14
Denmark			10	22	7	7		46
Other	1	89	12	13	20	13		148
Total	3,773	3,581	2,659	3,604	4,913	5,001	358	23,889



**VOLUNTARY REPATRIATION FROM KENYA
BY COUNTRY OF ORIGIN AS OF DECEMBER 2016**

Country of Origin	Year									
	2008	2009	2010	2011	2012	2013	2014	2015	2016	Total
Sudan	9,876	665	64	28						10,633
Burundi	6	2	1		4					13
Rwanda	-	1	2	2	1					6
Mozambique	-	-	5							5
Somalia	-	-	6	69	4		485	5,616		6,180
Congo	-	-	3	2	7	3				15
Ethiopia	1	-	-							1
Uganda	1	-	-	4	1					6
Other	-	-	2	6						8
Total	9,884	668	83	111	17	3	485	5,616	0	16,867

VolRepTrend

