

Key messages

- **People in need:** A total of 2.55 million people require immediate food assistance from March to August 2018. Of this, 2.35 million people are in crisis and emergency drought classification, with 200,000 others in stress classification.
- While parts of the country were still experiencing the impacts of drought, the torrential rains that commenced in March 2018 have further resulted in erosion of livelihoods thus affecting 29 Counties.
- **Flooding:** Floods have displaced at least 271,000 (50,680 households) people across Kenya, many of those impacted live in counties previously affected by drought. The death toll has risen to 118 people. The highest displaced populations are reported in Tana River, Turkana, Mandera and Kilifi counties. In Nandi county, 243 households were displaced following a mudslide.
- There is extensive damage to community water systems and contamination of the shallow wells and collapse of latrines. At least 280 schools in Tana River, Garissa, Wajir, Baringo, Samburu and Kisumu have sustained damages, including flooding or collapse of latrines and destruction of education materials. A total of 33 health facilities are inaccessible and there is a concern on the spread of diseases in Garissa, Isiolo, Meru, Turkana, Baringo, Mombasa, Lamu, Kilifi and West Pokot
- Extensive damages and losses have been reported to agricultural fields and livestock.
- Access to public health services has been disrupted increasing the likelihood of diseases outbreak - with five counties already facing active cholera outbreaks (Garissa, Isiolo, Meru, Turkana and West Pokot) with 2,943 cases including 55 deaths reported –four times the number reported during the same period in 2017.

Areas facing flooding



● Areas where more than 5,000 people are affected by floods

Gaps and needs

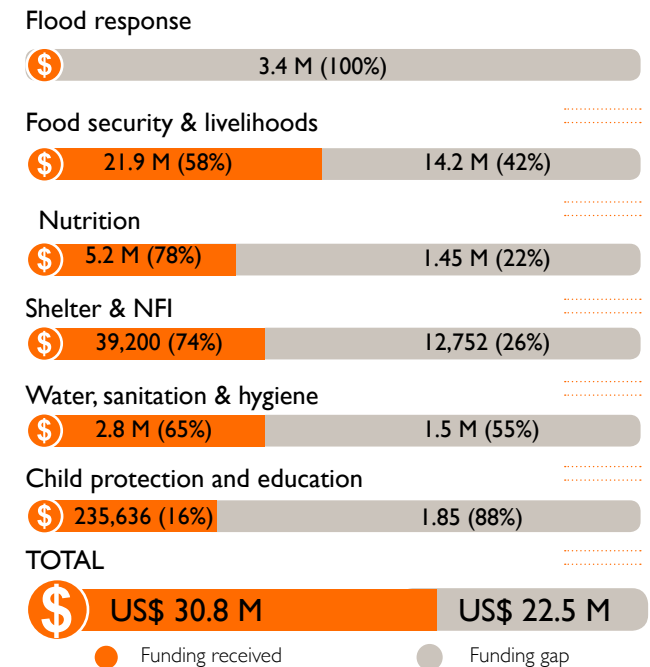
Key programme gaps/needs that World Vision could assist with

- The key sectors of intervention include: education and protection, food security and livelihood, health and nutrition, access to water sanitation and hygiene. More resource mobilization and capacity building initiatives required.

Humanitarian needs



Funding needs



*All financial figures in US\$

Response highlights



WATER, SANITATION & HYGIENE

- In West Pokot, a borehole was equipped and provides water to 2,000 villagers and 308 pupils at a secondary school.



SUPPORT TO THE ASYLUM SEEKERS

- In Moyale, training was conducted for 60 child protection promoters on children rights and protection issues and 10 health promoters. Constructed 12 mobile toilets and 4 hand washing facilities at the child friendly sites, installed 3 plastic water tanks. 10 tanks of clean water were trucked to refugees and 900 dignity kits distributed to girls and women in Dambala Fachana and Somare Camps.
- Provided food to 5,508 people, installation of 8 mobile toilets in the Child Friendly Spaces, installation of two 10,000L plastic water tanks serving 359 children
- Trained 60 hygiene and sanitisation promoters, engaged two volunteers to clean the mobilelets, identified two hygiene promoters to ensure hygiene in Somare Camp
- Water trucking 10 trips of 10,000 litres, installation of four hand washing kitsT
- Trained 30 child protection facilitators, conducted child protection dialogue meetings for 480 adults, sensitised 440 children on children rights



NUTRITION

- In Kilifi, 258 community health volunteers were trained on community based health information systems, mass screening and active case finding.
- In Kilifi and Turkana counties, 7,478 children ages 6 to 59 months were screened for malnutrition and 2393 pregnant and lactating women, were screened for malnutrition.



FLOODING RESPONSE

- In Turkana, 1,068 flash flood victims were reached with 178 standard nonfood item kits in four villages. Each standard kit contains 3 spoons, 1 tent, 1 mosquito net, 2 blankets, 3 cooking pots, 1 knife, 3 cups, 3 plates, 1 cooking stick, and 1 cooking spoon.



FOOD SECURITY AND LIVELIHOODS

- 202,680 people benefited from Food and Cash For Asset programmes in Kilifi, Taita Taveta, Makueni, Moyale, Baringo and Turkana where \$3,231,848.15 USD was distributed through the cash transfer programmes, as well as 4,048,099 metric tons of food distributed under the Food For Asset programme.
- 206 village savings and lending groups are operational with a total savings of Kshs. 12,355,814 through Cash for Assets and Food for Assets projects.

Response achievements

Reporting period April 01 - April 30, 2018



240,345
people reached
with food
security and
livelihoods



110,925
children reached
with food security
and livelihoods



61,152
people reached
with nutrition
services



53,054
children reached
with nutrition
services



12,975
people reached
with protection
programmes



9,292
children reached
with education
programmes



108,399
people reached
with clean water
and sanitation



12,488
children reached
with clean water
and sanitation



6,458
NFI people reached
with Shelter &
NFI



3,964
children reached
with reached
with Shelter & NFI



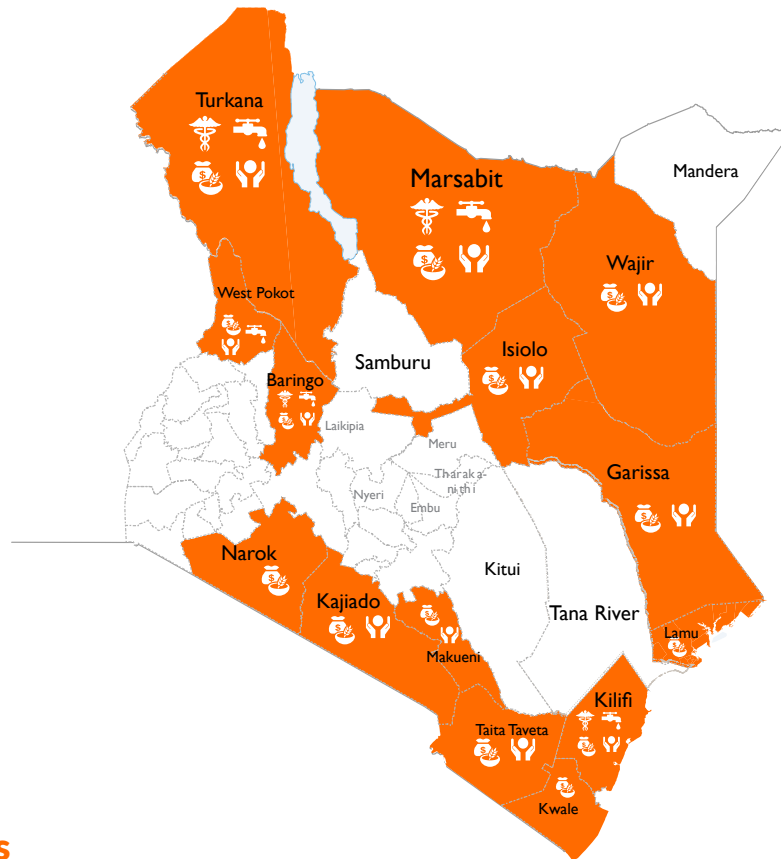
242,373
people reached with life-saving humanitarian
assistance in April 2018



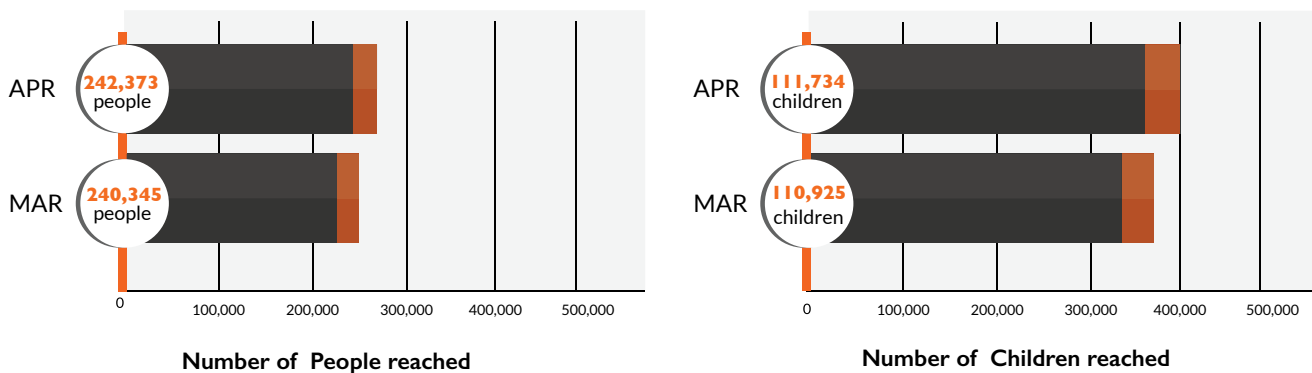
111,734
number of children reached with life saving
humanitarian assistance in April 2018

Response locations

- Response locations
- WASH
- Health & nutrition
- Education & protection
- Food security & livelihoods



Monthly achievements



Primary contact information

François Batalingaya
 National Director
 E-mail: Francois_Batalingaya@wvi.org
 Skype: francois_batalingaya

Jacqueline Rioba
 Response Director
 Email: Jacqueline_Rioba@wvi.org
 Skype: jacky.rioba

May Ondeng
 Communications Manager
 Email: May_Ondeng@wvi.org
 Skype: may.ondeng

National office donors & partners

World Vision

LOCAL INCOME GENERATED BY THE KENYAN PUBLIC