

## Statistical summary

as of  
30-Nov-17

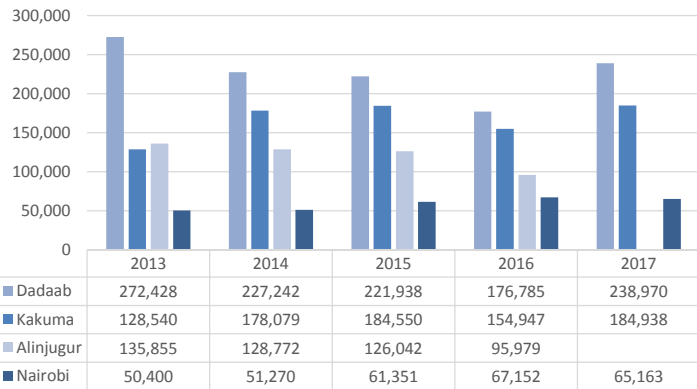
### Refugees and Asylum Seekers in Kenya

	Total	Dadaab	Kakuma	Nairobi	
<b>A. Refugees and Asylum Seekers</b>	<b>489,071</b>	<b>238,970</b>	<b>184,938</b>	<b>65,163</b>	- Page 2
<b>B. Registration</b>	<b>35,722</b>	<b>280</b>	<b>22,319</b>	<b>13,123</b>	- Page 6
<b>C. Refugee Status Determination</b>					- Page 7
1. Applied	18,550	457	8,676	9,417	
2. Recognized	1,196	0	127	1,069	
3. Rejected	0	0	0	0	
4. Pending	56,475	1,613	25,455	29,407	
<b>D. 2017 Resettlement Submissions</b>	<b>1,794</b>				- Page 8
<b>E. 2017 Resettlement Departures</b>	<b>3,629</b>				- Page 9
<b>F. 2017 Voluntary Repatriation</b>	<b>34,720</b>				- Page 10

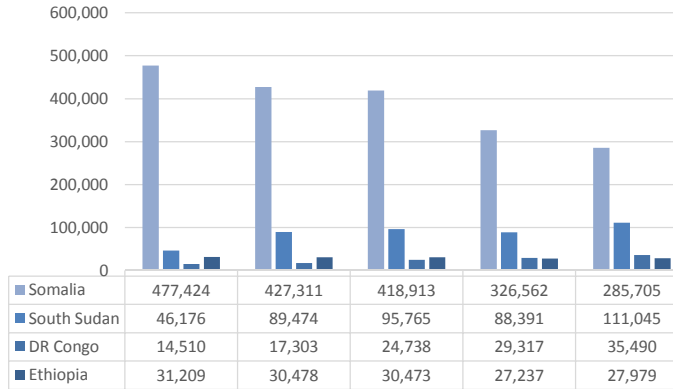
REFUGEES AND ASYLUM SEEKERS IN KENYA BY COUNTRY OF ORIGIN AND LOCATION

Country of Origin	2013					2014					2015					2016					2017			
	Alinjugur	Dadaab	Kakuma	Nairobi	Total	Alinjugur	Dadaab	Kakuma	Nairobi	Total	Alinjugur	Dadaab	Kakuma	Nairobi	Total	Alinjugur	Dadaab	Kakuma	Nairobi	Total	Dadaab	Kakuma	Nairobi	Total
<b>Total</b>	<b>135,855</b>	<b>272,428</b>	<b>128,540</b>	<b>50,400</b>	<b>587,223</b>	<b>128,772</b>	<b>227,242</b>	<b>178,079</b>	<b>51,270</b>	<b>585,363</b>	<b>126,042</b>	<b>221,938</b>	<b>184,550</b>	<b>61,351</b>	<b>593,881</b>	<b>95,979</b>	<b>176,785</b>	<b>154,947</b>	<b>67,152</b>	<b>494,863</b>	<b>238,970</b>	<b>184,938</b>	<b>65,163</b>	<b>489,071</b>
<b>Somalia</b>	132,611	258,596	53,816	32,401	<b>477,424</b>	125,584	213,466	56,180	32,081	<b>427,311</b>	122,663	208,741	54,886	32,623	<b>418,913</b>	93,342	165,388	37,813	30,019	<b>326,562</b>	229,854	36,186	19,665	<b>285,705</b>
<b>South Sudan</b>	1	803	45,309	63	<b>46,176</b>	1	1,334	87,957	182	<b>89,474</b>	32	1,277	93,413	1,043	<b>95,765</b>	13	1,095	84,983	2,300	<b>88,391</b>	991	104,644	5,410	<b>111,045</b>
<b>DR Congo</b>	2	129	7,809	6,570	<b>14,510</b>	5	220	8,966	8,112	<b>17,303</b>	154	187	9,861	14,536	<b>24,738</b>	68	150	9,753	19,346	<b>29,317</b>	115	11,431	23,944	<b>35,490</b>
<b>Ethiopia</b>	3,236	12,746	7,272	7,955	<b>31,209</b>	3,176	11,889	7,772	7,641	<b>30,478</b>	3,094	11,399	7,595	8,385	<b>30,473</b>	2,525	9,873	5,366	9,473	<b>27,237</b>	7,782	10,447	9,750	<b>27,979</b>
<b>Sudan</b>	0	21	7,666	275	<b>7,962</b>	-	69	9,366	196	<b>9,631</b>	-	74	10,023	169	<b>10,266</b>	1	58	9,078	169	<b>9,306</b>	53	9,742	167	<b>9,962</b>
<b>Burundi</b>	0	18	5,024	411	<b>5,453</b>	1	155	5,985	427	<b>6,568</b>	70	138	6,804	1,300	<b>8,312</b>	14	120	6,164	2,163	<b>8,461</b>	86	9,965	2,708	<b>12,759</b>
<b>Uganda</b>	3	56	914	148	<b>1,121</b>	3	57	1,038	301	<b>1,399</b>	12	67	1,158	670	<b>1,907</b>	7	72	1,159	732	<b>1,970</b>	57	1,711	778	<b>2,546</b>
<b>Rwanda</b>	0	18	554	858	<b>1,430</b>	-	17	616	810	<b>1,443</b>	14	20	615	960	<b>1,609</b>	6	17	505	1,102	<b>1,630</b>	16	609	1,034	<b>1,659</b>
<b>Eritrea</b>	0	31	115	1,602	<b>1,748</b>	-	23	129	1,414	<b>1,566</b>	-	18	126	1,481	<b>1,625</b>	-	9	55	1,526	<b>1,590</b>	8	60	1,294	<b>1,362</b>
<b>Other</b>	2	10	61	117	<b>190</b>	2	12	70	106	<b>190</b>	3	17	69	184	<b>273</b>	3	3	71	322	<b>399</b>	8	143	413	<b>564</b>

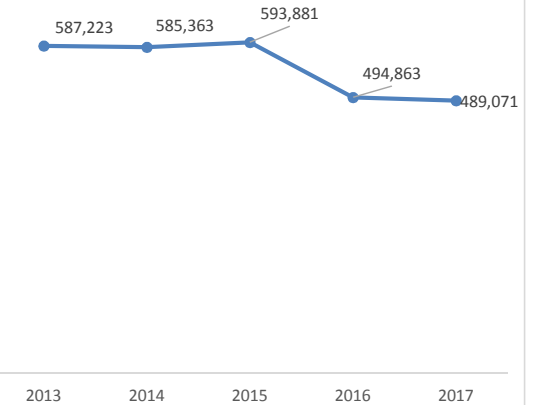
TREND BY LOCATION



TREND BY MAJOR COUNTRIES OF ORIGIN

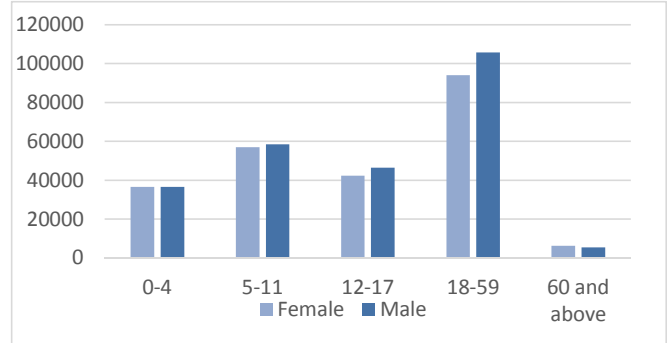


TREND SINCE 2013

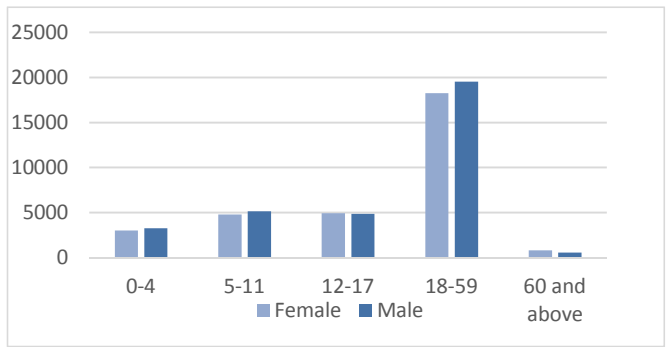


## REFUGEES AND ASYLUM SEEKERS IN KENYA : DEMOGRAPHIC BREAKDOWN

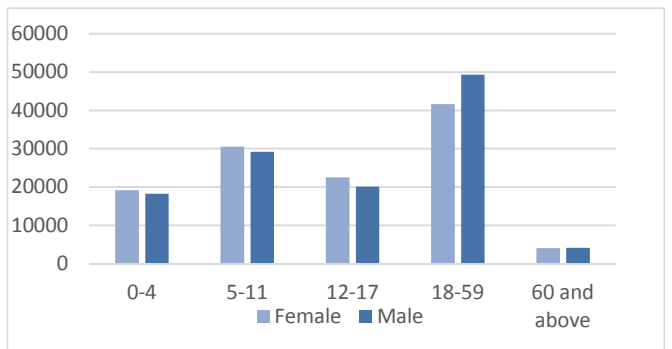
Total Kenya	Age Group	Sex				Total	
		Female		Male			
		#	%	#	%	#	%
	0-4	36,667	7.5%	36,606	7.5%	73,273	15.0%
	5-11	56,983	11.7%	58,505	12.0%	115,488	23.6%
	12-17	42,368	8.7%	46,426	9.5%	88,794	18.2%
	18-59	94,063	19.2%	105,740	21.6%	199,803	40.9%
	60 and above	6,272	1.3%	5,441	1.1%	11,713	2.4%
	<b>Total</b>	<b>236,353</b>	<b>48.3%</b>	<b>252,718</b>	<b>51.7%</b>	<b>489,071</b>	



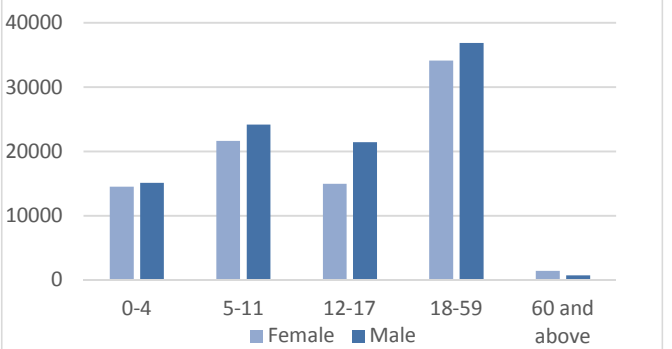
Nairobi	Age Group	Sex				Total	
		Female		Male			
		#	%	#	%	#	%
	0-4	3,009	4.6%	3,272	5.0%	6,281	9.6%
	5-11	4,796	7.4%	5,135	7.9%	9,931	15.2%
	12-17	4,925	7.6%	4,859	7.5%	9,784	15.0%
	18-59	18,266	28.0%	19,531	30.0%	37,797	58.0%
	60 and above	798	1.2%	572	0.9%	1,370	2.1%
	<b>Total</b>	<b>31,794</b>	<b>48.8%</b>	<b>33,369</b>	<b>51.2%</b>	<b>65,163</b>	



Dadaab	Age Group	Sex				Total	
		Female		Male			
		#	%	#	%	#	%
	0-4	19,150	8.0%	18,230	7.6%	37,380	15.6%
	5-11	30,570	12.8%	29,197	12.2%	59,767	25.0%
	12-17	22,502	9.4%	20,102	8.4%	42,604	17.8%
	18-59	41,653	17.4%	49,337	20.6%	90,990	38.1%
	60 and above	4,059	1.7%	4,170	1.7%	8,229	3.4%
	<b>Total</b>	<b>117,934</b>	<b>49.4%</b>	<b>121,036</b>	<b>50.6%</b>	<b>238,970</b>	



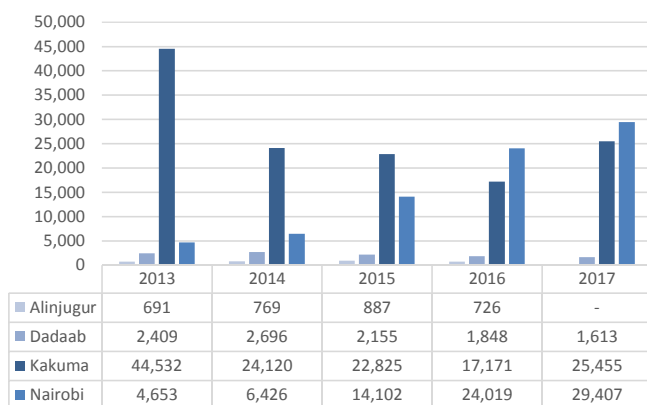
Kakuma	Age Group	Sex				Total	
		Female		Male			
		#	%	#	%	#	%
	0-4	14,508	7.8%	15,104	8.2%	29,612	16.0%
	5-11	21,617	11.7%	24,173	13.1%	45,790	24.8%
	12-17	14,941	8.1%	21,465	11.6%	36,406	19.7%
	18-59	34,144	18.5%	36,872	19.9%	71,016	38.4%
	60 and above	1,415	0.8%	699	0.4%	2,114	1.1%
	<b>Total</b>	<b>86,625</b>	<b>46.8%</b>	<b>98,313</b>	<b>53.2%</b>	<b>184,938</b>	



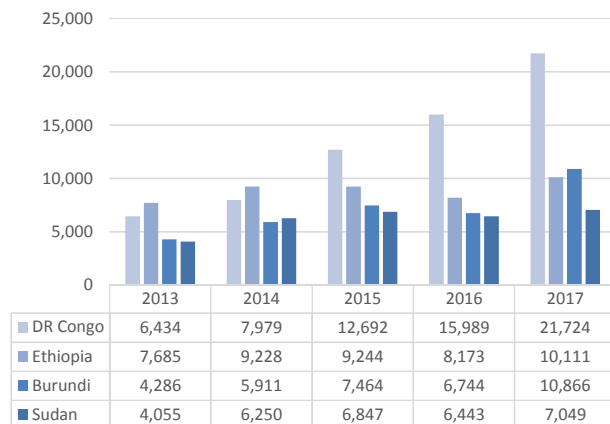
### ASYLUM SEEKERS STATISTICS BY COUNTRY OF ORIGIN AND LOCATION

Country of Origin	2013					2014					2015					2016					2017			
	Alinjugur	Dadaab	Kakuma	Nairobi	Total	Alinjugur	Dadaab	Kakuma	Nairobi	Total	Alinjugur	Dadaab	Kakuma	Nairobi	Total	Alinjugur	Dadaab	Kakuma	Nairobi	Total	Dadaab	Kakuma	Nairobi	Total
<b>Total</b>	691	2,409	44,532	4,653	52,285	769	2,696	24,120	6,426	34,011	887	2,155	22,825	14,102	39,969	726	1,848	17,171	24,019	43,764	1,613	25,455	29,407	56,475
DR Congo	-	-	4,985	1,449	6,434	3	74	5,297	2,605	7,979	122	17	4,302	8,251	12,692	39	16	2,523	13,411	15,989	14	4,096	17,614	21,724
Ethiopia	521	2,123	2,871	2,170	7,685	610	2,262	4,360	1,996	9,228	514	1,900	4,147	2,683	9,244	425	1,583	2,133	4,032	8,173	1,142	3,745	5,224	10,111
Burundi	-	3	4,156	127	4,286	1	140	5,634	136	5,911	63	97	6,323	981	7,464	11	38	4,901	1,794	6,744	27	8,578	2261	10,866
Sudan	-	-	4,015	40	4,055	-	6	6,225	19	6,250	-	9	6,806	32	6,847	-	2	6,385	56	6,443	2	6,981	66	7,049
Uganda	-	3	446	70	519	-	7	636	165	808	9	9	744	508	1,270	1	10	783	545	1,339	9	1,316	583	1,908
Somalia	170	111	1,685	154	2,120	155	99	1,434	932	2,620	164	89	61	679	993	244	162	109	1,599	2,114	367	220	2,004	2,591
Rwanda	-	4	194	301	499	-	6	343	269	618	14	11	344	427	796	6	10	281	613	910	13	391	660	1,064
Eritrea	-	2	54	260	316	-	3	68	162	233	-	3	57	336	396	-	2	12	495	509	2	15	646	663
Other	-	7	52	66	125	-	8	52	56	116	1	14	38	120	173	-	3	44	246	293	4	113	288	405
South Sudan	-	156	26,074	16	26,246	-	91	71	86	248	-	6	3	85	94	-	22	-	1,228	1,250	33	-	61	94

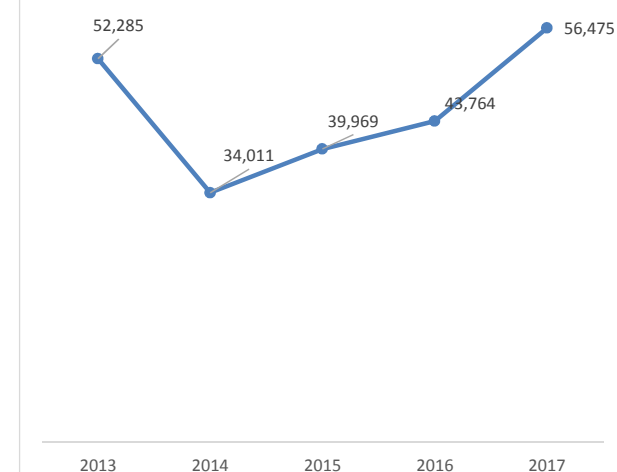
TREND BY LOCATION



TREND BY MAJOR COUNTRIES OF ORIGIN



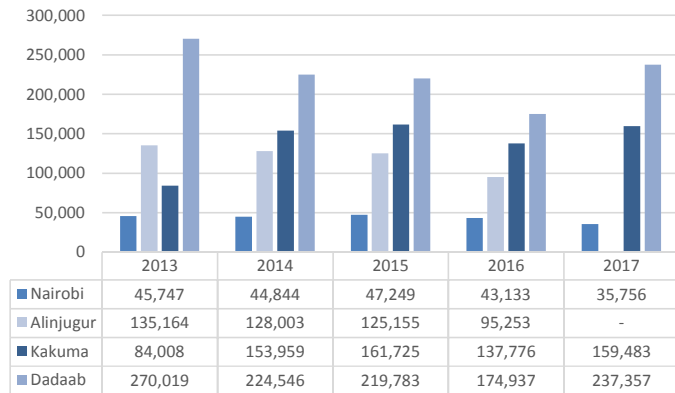
TREND SINCE 2013



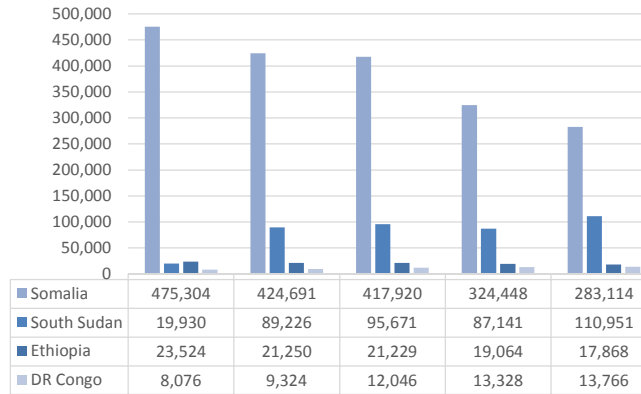
**REFUGEES IN KENYA BY COUNTRY OF ORIGIN AND LOCATION**

Country of Origin	2013					2014					2015					2016					2017			
	Alinjugur	Dadaab	Kakuma	Nairobi	Total	Alinjugur	Dadaab	Kakuma	Nairobi	Total	Alinjugur	Dadaab	Kakuma	Nairobi	Total	Alinjugur	Dadaab	Kakuma	Nairobi	Total	Dadaab	Kakuma	Nairobi	Total
<b>Total</b>	<b>135,164</b>	<b>270,019</b>	<b>84,008</b>	<b>45,747</b>	<b>534,938</b>	<b>128,003</b>	<b>224,546</b>	<b>153,959</b>	<b>44,844</b>	<b>551,352</b>	<b>125,155</b>	<b>219,783</b>	<b>161,725</b>	<b>47,249</b>	<b>553,912</b>	<b>95,253</b>	<b>174,937</b>	<b>137,776</b>	<b>43,133</b>	<b>451,099</b>	<b>237,357</b>	<b>159,483</b>	<b>35,756</b>	<b>432,596</b>
<b>Somalia</b>	132,441	258,485	52,131	32,247	<b>475,304</b>	125,429	213,367	54,746	31,149	<b>424,691</b>	122,499	208,652	54,825	31,944	<b>417,920</b>	93,099	165,225	37,704	28,420	<b>324,448</b>	229,487	35,966	17,661	<b>283,114</b>
<b>South Sudan</b>	1	647	19,235	47	<b>19,930</b>	1	1,243	87,886	96	<b>89,226</b>	32	1,271	93,410	958	<b>95,671</b>	13	1,073	84,983	1,072	<b>87,141</b>	958	104,644	5,349	<b>110,951</b>
<b>Ethiopia</b>	2,715	10,623	4,401	5,785	<b>23,524</b>	2,566	9,627	3,412	5,645	<b>21,250</b>	2,580	9,499	3,448	5,702	<b>21,229</b>	2,099	8,291	3,233	5,441	<b>19,064</b>	6,640	6,702	4,526	<b>17,868</b>
<b>DR Congo</b>	2	129	2,824	5,121	<b>8,076</b>	2	146	3,669	5,507	<b>9,324</b>	32	170	5,559	6,285	<b>12,046</b>	29	134	7,230	5,935	<b>13,328</b>	101	7,335	6,330	<b>13,766</b>
<b>Sudan</b>	-	21	3,651	235	<b>3,907</b>	-	63	3,141	177	<b>3,381</b>	-	65	3,217	137	<b>3,419</b>	1	56	2,693	113	<b>2,863</b>	51	2,761	101	<b>2,913</b>
<b>Burundi</b>	-	15	868	284	<b>1,167</b>	-	15	351	291	<b>657</b>	7	41	481	319	<b>848</b>	3	82	1,263	369	<b>1,717</b>	59	1,387	447	<b>1,893</b>
<b>Eritrea</b>	-	29	61	1,342	<b>1,432</b>	-	20	61	1,252	<b>1,333</b>	-	15	69	1,145	<b>1,229</b>	-	7	43	1,031	<b>1,081</b>	6	45	648	<b>699</b>
<b>Rwanda</b>	-	14	360	557	<b>931</b>	-	11	273	541	<b>825</b>	-	9	271	533	<b>813</b>	-	7	224	489	<b>720</b>	3	218	374	<b>595</b>
<b>Uganda</b>	3	53	468	78	<b>602</b>	3	50	402	136	<b>591</b>	3	58	414	162	<b>637</b>	6	62	376	187	<b>631</b>	48	395	195	<b>638</b>
<b>Other</b>	2	3	9	51	<b>65</b>	2	4	18	50	<b>74</b>	2	3	31	64	<b>100</b>	3	-	27	76	<b>106</b>	4	30	125	<b>159</b>

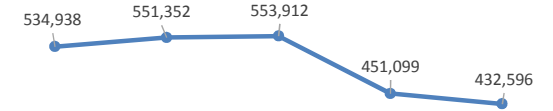
TREND BY LOCATION



TREND BY MAJOR COUNTRIES OF ORIGIN



TREND SINCE 2013



## KENYA REGISTRATION TREND BY LOCATION AND COUNTRY OF ORIGIN

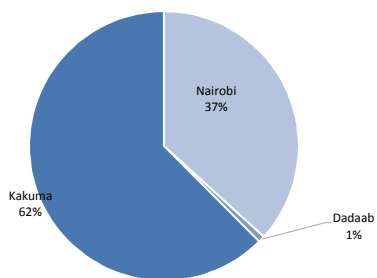
Total Kenya	Month	Total	AFG	ANG	BDI	BKF	CAR	COB	COD	CMR	ERT	ETH	ICO	LBR	NIG/ML	RSA	RWA	SLE	SOM	SSD	SUD	SYR	TAN	TIB	UGA	YEM	Other	ZIM	
	Jan	5,078	1	1	257	0	0	18	2,110	1	13	207	1	0	0	0	23	0	189	2,070	68	0	0	0	91	28	0	0	
	Feb	5,967	0	0	641	0	1	21	1,403	1	48	387	0	0	0	0	38	0	492	2,653	139	0	0	0	125	18	0	0	
	Mar	2,989	0	0	341	0	0	0	405	0	20	209	0	0	1	0	21	0	228	1,656	65	0	2	0	32	9	0	0	
	Apr	3,032	0	0	309	0	0	9	245	1	13	208	0	0	0	0	11	0	144	1,986	56	0	0	0	50	0	0	0	
	May	6,160	0	0	737	0	0	0	412	0	15	265	2	0	1	0	15	0	198	4,356	88	0	1	0	68	2	0	0	
	Jun	3,468	0	0	496	0	0	11	494	1	21	191	0	0	0	0	11	0	132	1,999	22	0	0	0	81	6	2	1	
	Jul	2,992	0	0	373	0	0	4	379	0	21	189	0	0	0	0	20	0	189	1,699	26	0	0	0	76	14	2	0	
	Aug	1,742	2	0	226	0	0	2	196	1	7	113	0	0	0	0	8	0	101	1,056	9	1	0	0	19	1	0	0	
	Sep	1,821	0	0	200	0	0	0	374	0	23	145	0	0	0	0	16	0	135	862	31	0	0	0	33	2	0	0	
	Oct	1,275	0	0	148	0	0	0	356	0	12	137	0	0	0	0	13	0	82	489	7	0	0	0	23	4	4	0	
	Nov	0																											
	Dec	0																											
<b>Total</b>	<b>34,524</b>	<b>3</b>	<b>1</b>	<b>3,728</b>	<b>0</b>	<b>1</b>	<b>65</b>	<b>6,374</b>	<b>5</b>	<b>193</b>	<b>2,051</b>	<b>3</b>	<b>0</b>	<b>2</b>	<b>0</b>	<b>176</b>	<b>0</b>	<b>1,890</b>	<b>18,826</b>	<b>511</b>	<b>1</b>	<b>3</b>	<b>0</b>	<b>598</b>	<b>84</b>	<b>0</b>	<b>1</b>		

Nairobi	Month	Total	AFG	ANG	BDI	BKF	CAR	COB	COD	CMR	ERT	ETH	IND	LBR	NIG/ML	RSA	RWA	SLE	SOM	SSD	SUD	SYR	TAN	TIB	UGA	YEM	Other	ZIM
	Jan	3,121	1	0	83	0	0	5	2,058	1	13	188	1	0	0	0	19	0	170	536	7	0	0	0	11	28	0	0
	Feb	2,796	0	0	137	0	1	4	1,312	1	47	256	0	0	0	0	31	0	368	583	7	0	0	0	31	18	0	0
	Mar	1,144	0	0	104	0	0	0	362	0	20	163	0	0	1	0	9	0	216	239	2	0	2	0	17	9	0	0
	Apr	811	0	0	67	0	0	0	175	1	13	128	0	0	0	0	6	0	134	279	0	0	0	0	8	0	0	0
	May	996	0	0	43	0	0	0	264	0	15	167	2	0	1	0	11	0	170	307	2	0	1	0	11	2	0	0
	Jun	936	0	0	56	0	0	0	277	1	21	130	0	0	0	0	4	0	123	297	5	0	0	0	13	6	2	1
	Jul	1,117	0	0	105	0	0	0	197	0	21	149	0	0	0	0	13	0	178	424	2	0	0	0	12	14	2	0
	Aug	594	2	0	24	0	0	2	99	1	7	63	0	0	0	0	6	0	95	289	0	1	0	0	4	1	0	0
	Sep	662	0	0	31	0	0	0	247	0	23	126	0	0	0	0	8	0	105	112	1	0	0	0	7	2	0	0
	Oct	451	0	0	16	0	0	0	173	0	12	110	0	0	0	0	2	0	74	52	0	0	0	0	4	4	4	0
	Nov	495	0	0	15	0	0	0	149	0	15	70	0	0	0	0	2	0	112	125	0	0	0	0	5	1	0	1
	Dec	0																										
<b>Total</b>	<b>13,123</b>	<b>3</b>	<b>0</b>	<b>681</b>	<b>0</b>	<b>1</b>	<b>11</b>	<b>5,313</b>	<b>5</b>	<b>207</b>	<b>1,550</b>	<b>3</b>	<b>0</b>	<b>2</b>	<b>0</b>	<b>111</b>	<b>0</b>	<b>1,745</b>	<b>3,243</b>	<b>26</b>	<b>1</b>	<b>3</b>	<b>0</b>	<b>123</b>	<b>85</b>	<b>0</b>	<b>2</b>	

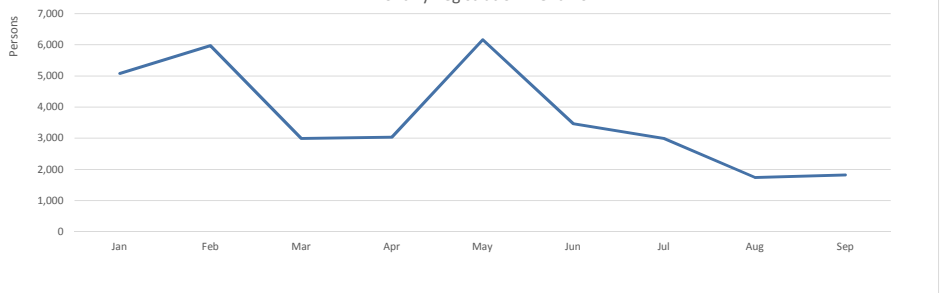
Dadaab	Month	Total	AFG	ANG	BDI	BKF	CAR	COB	COD	CMR	ERT	ETH	ICO	LBR	NIG	RSA	RWA	SLE	SOM	SSD	SUD	SYR	TAN	TIB	UGA	YEM	Other	ZIM	
	Jan	7	0	0	0	0	0	0	0	0	0	0	4	0	0	0	0	0	0	3	0	0	0	0	0	0	0	0	0
	Feb	224	0	0	4	0	0	0	4	0	1	76	0	0	0	0	0	0	0	101	1	37	0	0	0	0	0	0	0
	Mar	20	0	0	0	0	0	0	0	0	0	16	0	0	0	0	0	0	0	4	0	0	0	0	0	0	0	0	0
	Apr	10	0	0	0	0	0	0	0	0	0	0	0	0	0	0	0	0	0	9	1	0	0	0	0	0	0	0	0
	May	6	0	0	0	0	0	0	0	0	0	0	0	0	0	0	0	0	0	6	0	0	0	0	0	0	0	0	0
	Jun	0	0	0	0	0	0	0	0	0	0	0	0	0	0	0	0	0	0	0	0	0	0	0	0	0	0	0	0
	Jul	1	0	0	0	0	0	0	0	0	0	0	0	0	0	0	0	0	0	1	0	0	0	0	0	0	0	0	0
	Aug	2	0	0	0	0	0	0	0	0	0	0	0	0	0	0	0	0	0	2	0	0	0	0	0	0	0	0	0
	Sep	4	0	0	0	0	0	0	0	0	0	0	0	0	0	0	0	0	0	4	0	0	0	0	0	0	0	0	0
	Oct	1	0	0	0	0	0	0	0	0	0	0	0	0	0	0	0	0	0	0	0	1	0	0	0	0	0	0	0
	Nov	5	0	0	0	0	0	0	0	0	0	0	0	0	0	0	0	0	0	5	0	0	0	0	0	0	0	0	0
	Dec	0																											
<b>Total</b>	<b>280</b>	<b>0</b>	<b>0</b>	<b>4</b>	<b>0</b>	<b>0</b>	<b>0</b>	<b>4</b>	<b>0</b>	<b>1</b>	<b>96</b>	<b>0</b>	<b>0</b>	<b>0</b>	<b>0</b>	<b>0</b>	<b>0</b>	<b>0</b>	<b>135</b>	<b>2</b>	<b>38</b>	<b>0</b>	<b>0</b>	<b>0</b>	<b>0</b>	<b>0</b>	<b>0</b>		

Kakuma	Month	Total	AFG	ANG	BDI	BKF	CAR	COB	COD	CMR	ERT	ETH	ICO	LBR	NIG	RSA	RWA	SLE	SOM	SSD	SUD	SYR	TAN	TIB	UGA	YEM	Other	ZIM
	Jan	1,950	0	1	174	0	0	13	52	0	0	15	0	0	0	0	4	0	16	1,534	61	0	0	0	80	0	0	0
	Feb	2,947	0	0	500	0	0	17	87	0	0	55	0	0	0	0	7	0	23	2,069	95	0	0	0	94	0	0	0
	Mar	1,825	0	0	237	0	0	0	43	0	0	30	0	0	0	0	12	0	8	1,417	63	0	0	0	15	0	0	0
	Apr	2,211	0	0	242	0	0	9	70	0	0	80	0	0	0	0	5	0	1	1,706	56	0	0	0	42	0	0	0
	May	5,158	0	0	694	0	0	0	148	0	0	98	0	0	0	0	4	0	22	4,049	86	0	0	0	57	0	0	0
	Jun	2,532	0	0	440	0	0	11	217	0	0	61	0	0	0	0	7	0	9	1,702	17	0	0	0	68	0	0	0
	Jul	1,874	0	0	268	0	0	4	182	0	0	40	0	0	0	0	7	0	10	1,275	24	0	0	0	64	0	0	0
	Aug	1,146	0	0	202	0	0	0	97	0	0	50	0	0	0	0	2	0	4	767	9	0	0	0	15	0	0	0
	Sep	1,155	0	0	169	0	0	0	127	0	0	19	0	0	0	0	8	0	26	750	30	0	0	0	26	0	0	0
	Oct	823	0	0	132	0	0	0	183	0	0	27	0	0	0	0	11	0	8	437	6	0	0	0	19	0	0	0
	Nov	698	0	0	182	0	0	0	124	0	0	24	0	0	0	0	2	0	11	314	33	0	0	0	8	0	0	0
	Dec	0																										
<b>Total</b>	<b>22,319</b>	<b>0</b>	<b>1</b>	<b>3,240</b>	<b>0</b>	<b>0</b>	<b>54</b>	<b>1,330</b>	<b>0</b>	<b>0</b>	<b>499</b>	<b>0</b>	<b>0</b>	<b>0</b>	<b>0</b>	<b>69</b>	<b>0</b>	<b>138</b>	<b>16,020</b>	<b>480</b>	<b>0</b>	<b>0</b>	<b>0</b>	<b>488</b>	<b>0</b>	<b>0</b>	<b>0</b>	

Registration Distribution by Location

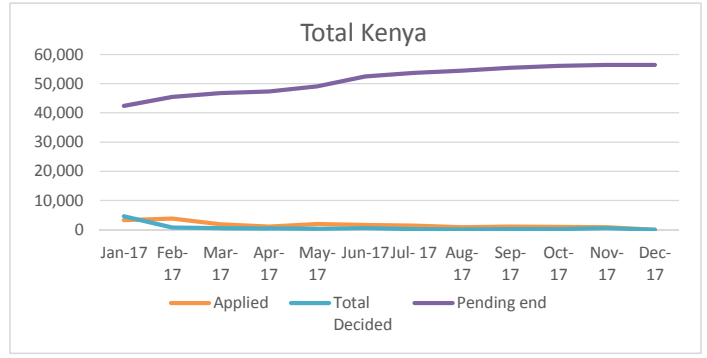


Monthly Registration Trend 2017

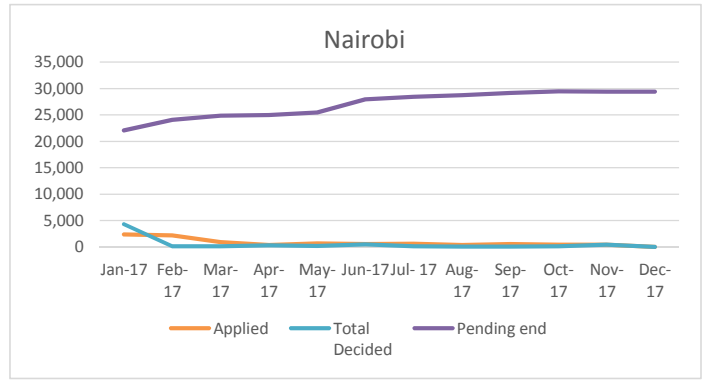


### Individual Asylum Applications and Refugee Status Determination Trend

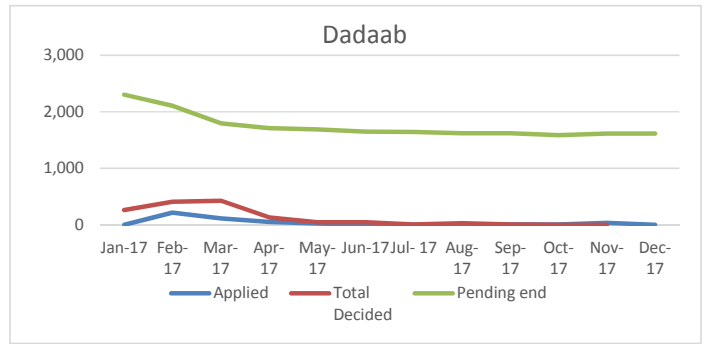
Total	Month	Pending begin	Applied	Reco-gnized	Reje-cted	Oth. Closed	Total Decided	Pending end
	Jan-17	43,751	3,247	128	0	4,471	4,599	42,399
	Feb-17	42,399	3,800	240	0	449	689	45,510
	Mar-17	45,510	1,800	120	0	442	562	46,748
	Apr-17	46,748	1,073	152	0	285	437	47,384
	May-17	47,384	1,969	128	0	141	269	49,084
	Jun-17	51,494	1,574	191	0	331	522	52,546
	Jul-17	52,546	1,340	70	0	81	151	53,735
	Aug-17	53,735	860	54	0	65	119	54,476
	Sep-17	54,476	1,091	55	0	87	142	55,425
	Oct-17	55,425	951	21	0	206	142	56,149
	Nov-17	56,149	845	37	0	482	512	56,475
	Dec-17	56,475	0	0	0	0	0	56,475
<b>Total</b>		<b>18,550</b>	<b>1,196</b>	<b>0</b>	<b>7,040</b>	<b>8,144</b>		



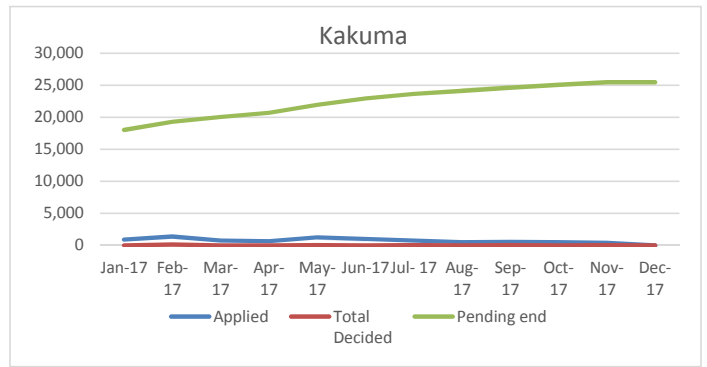
Nairobi	Month	Pending begin	Applied	Reco-gnized	Reje-cted	Oth. Closed	Total Decided	Pending end
	Jan-17	24,019	2,366	114	0	4,210	4,324	22,061
	Feb-17	22,061	2,202	135	0	24	159	24,104
	Mar-17	24,104	912	120	0	0	120	24,896
	Apr-17	24,896	371	152	0	152	304	24,963
	May-17	24,963	672	128	0	54	182	25,453
	Jun-17	27,863	555	191	0	284	475	27,943
	Jul-17	27,943	590	62	0	50	112	28,421
	Aug-17	28,421	375	54	0	22	76	28,720
	Sep-17	28,720	533	55	0	39	94	29,159
	Oct-17	29,159	432	21	0	121	142	29,449
	Nov-17	29,449	409	37	0	414	452	29,407
	Dec-17	29,407	0	0	0	0	0	29,407
<b>Total</b>		<b>9,417</b>	<b>1,069</b>	<b>0</b>	<b>5,370</b>	<b>6,440</b>		



Dadaab	Month	Pending begin	Applied	Reco-gnized	Reje-cted	Oth. Closed	Total Decided	Pending end
	Jan-17	2,561	0	0	0	260	260	2,301
	Feb-17	2,301	214	0	0	409	409	2,106
	Mar-17	2,106	112	0	0	425	425	1,793
	Apr-17	1,793	50	0	0	132	132	1,711
	May-17	1,711	24	0	0	45	45	1,690
	Jun-17	1,690	2	0	0	44	44	1,648
	Jul-17	1,648	0	0	0	5	5	1,643
	Aug-17	1,643	6	0	0	30	30	1,619
	Sep-17	1,619	6	0	0	6	6	1,619
	Oct-17	1,619	8	0	0	41	0	1,586
	Nov-17	1,586	35	0	0	8	0	1,613
	Dec-17	1,613	0	0	0	0	0	1,613
<b>Total</b>			<b>457</b>	<b>0</b>	<b>0</b>	<b>1,405</b>	<b>1,356</b>	



Kakuma	Month	Pending begin	Applied	Reco-gnized	Reje-cted	Oth. Closed	Total Decided	Pending end
	Jan-17	17,171	881	14	0	1	15	18,037
	Feb-17	18,037	1,384	105	0	16	121	19,300
	Mar-17	19,300	776	0	0	17	17	20,059
	Apr-17	20,059	652	0	0	1	1	20,710
	May-17	20,710	1,273	0	0	42	42	21,941
	Jun-17	21,941	1,017	0	0	3	3	22,955
	Jul-17	22,955	750	8	0	26	34	23,671
	Aug-17	23,671	479	0	0	13	13	24,137
	Sep-17	24,137	552	0	0	42	42	24,647
	Oct-17	24,647	511	0	0	44	0	25,114
	Nov-17	25,114	401	0	0	60	60	25,455
	Dec-17	25,455	0	0	0	0	0	25,455
<b>Total</b>			<b>8,676</b>	<b>127</b>	<b>0</b>	<b>265</b>	<b>348</b>	



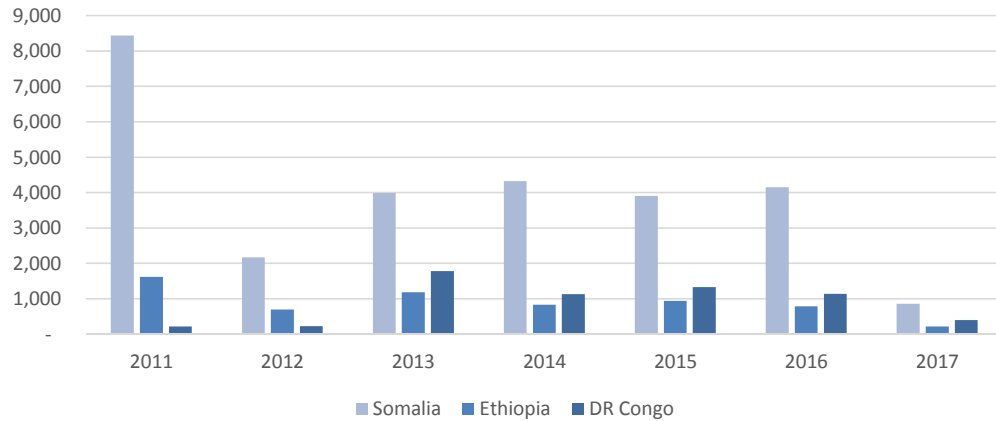
### RESETTLEMENT SUBMISSION BY COUNTRY OF ORIGIN

Country of Origin	2011	2012	2013	2014	2015	2016	2017	Total
Somalia	8,439	2,170	3,985	4,325	3,909	4,147	860	27,835
Ethiopia	1,617	700	1,181	830	941	785	220	6,274
Sudan	175	30	29	158	541	104	3	1,040
DR Congo	218	230	1,783	1,132	1,326	1,143	397	6,229
Eritrea	25	20	111	73	116	55	26	426
Uganda	13	5	24	88	108	107	47	392
Burundi	17	22	58	46	121	81	77	422
Rwanda	13	24	22	31	78	26	10	204
South Sudan	-	33	214	111	420	701	142	1,621
Other	1	5	5	11	26	14	12	74
<b>Total</b>	<b>10,518</b>	<b>3,239</b>	<b>7,412</b>	<b>6,805</b>	<b>7,586</b>	<b>7,163</b>	<b>1,794</b>	<b>44,517</b>

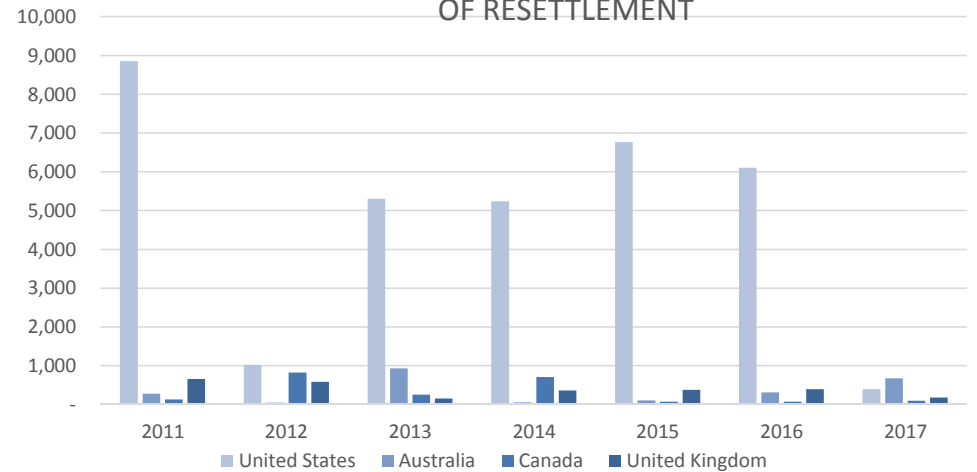
### RESETTLEMENT SUBMISSION BY COUNTRY OF RESETTLEMENT

Country of Submission	2011	2012	2013	2014	2015	2016	2017	Total
United States	8,849	1,019	5,304	5,239	6,764	6,105	391	33,671
Australia	281	50	932	53	107	310	675	2,408
Canada	129	821	254	705	69	75	95	2,148
United Kingdom	657	585	155	363	378	397	180	2,715
Sweden	391	402	342	397	81	262	353	2,228
Netherlands	109	114	145	16	130		-	514
Denmark	6	14	16	14	29	6	-	85
Norway	72	218	218	12	11	5	6	542
France	-	-	29			1	67	97
Other	24	16	17	6	17	2	27	109
<b>Total</b>	<b>10,518</b>	<b>3,239</b>	<b>7,412</b>	<b>6,805</b>	<b>7,586</b>	<b>7,163</b>	<b>1,794</b>	<b>44,517</b>

### RESETTLEMENT SUBMISSION TRENDS BY MAJOR COUNTRIES OF ORIGIN



### RESETTLEMENT SUBMISSION TRENDS BY MAJOR COUNTRIES OF RESETTLEMENT



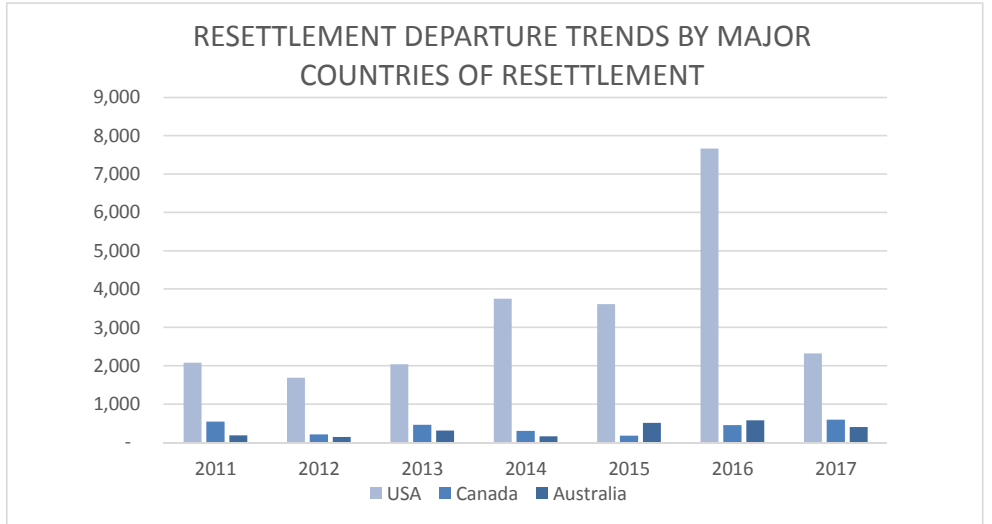
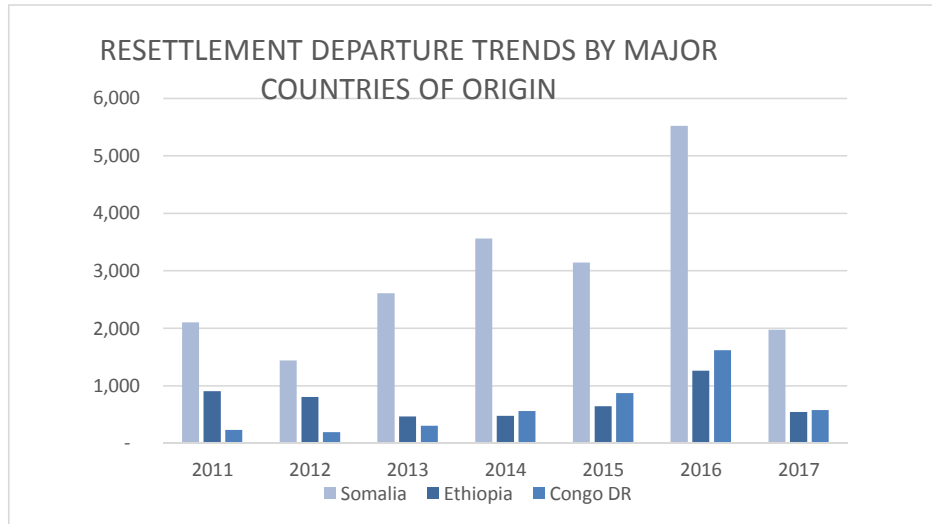


RESETTLEMENT DEPARTURES BY COUNTRY OF ORIGIN								
Country of Origin	2011	2012	2013	2014	2015	2016	2017	Total
Somalia	2,102	1,442	2,612	3,562	3,142	5,521	1,978	20,359
Sudan	213	102	61	82	46	123	170	797
Ethiopia	906	806	469	480	645	1,265	545	5,116
Rwanda	35	26	26	21	28	56	15	207
Uganda	7	14	2	36	69	70	41	239
Congo DR	234	192	308	560	874	1,621	578	4,367
Burundi	35	14	13	23	30	70	41	226
Eritrea	48	25	25	57	28	121	61	365
SSD	-	35	88	92	136	412	197	960
Other	1	3	-	-	3	27	3	37
<b>Total</b>	<b>3,581</b>	<b>2,659</b>	<b>3,604</b>	<b>4,913</b>	<b>5,001</b>	<b>9,286</b>	<b>3,629</b>	<b>32,673</b>

\*departures to end of march\*

RESETTLEMENT DEPARTURES BY COUNTRY OF RESETTLEMENT								
Country of Resettlement	2011	2012	2013	2014	2015	2016	2017	Total
USA	2,083	1,688	2,040	3,751	3,610	7,665	2,324	23,161
Canada	541	213	464	302	174	452	598	2,744
Australia	182	141	311	160	514	580	404	2,292
Sweden	329	88	331	229	341	238	64	1,620
United Kingdom	208	460	260	279	308	267	225	2,007
Netherlands	81	29	-	87	2	70	-	269
Norway	58	18	159	78	32	3	7	355
New Zealand	10	-	4	-	-	5	-	19
Denmark	-	10	22	7	7	4	-	50
Other	89	12	13	20	13	2	7	156
<b>Total</b>	<b>3,581</b>	<b>2,659</b>	<b>3,604</b>	<b>4,913</b>	<b>5,001</b>	<b>9,286</b>	<b>3,629</b>	<b>32,673</b>

\*departures to end of march\*



**VOLUNTARY REPATRIATION FROM KENYA  
BY COUNTRY OF ORIGIN**

Country of Origin	Year									
	2009	2010	2011	2012	2013	2014	2015	2016	2017	Total
Sudan	665	64	28							757
Burundi	2	1		4						7
Rwanda	1	2	2	1						6
Mozambique	-	5							4	9
Somalia	-	6	69	4		485	6,097	33,737	34,716	75,114
Congo	-	3	2	7	3					15
Ethiopia	-	-								0
Uganda	-	-	4	1						5
Other	-	2	6					6		14
<b>Total</b>	<b>668</b>	<b>83</b>	<b>111</b>	<b>17</b>	<b>3</b>	<b>485</b>	<b>6,097</b>	<b>33,743</b>	<b>34,720</b>	<b>75,927</b>

VolRepTrend

