



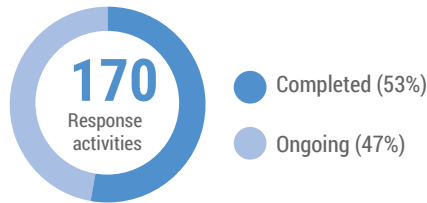
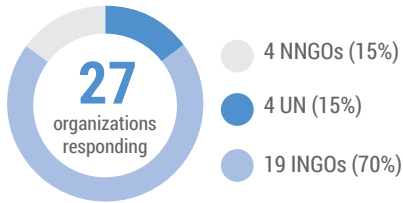
KENYA - ARID & SEMI-ARID LANDS

Drought Response Dashboard

January-July 2021

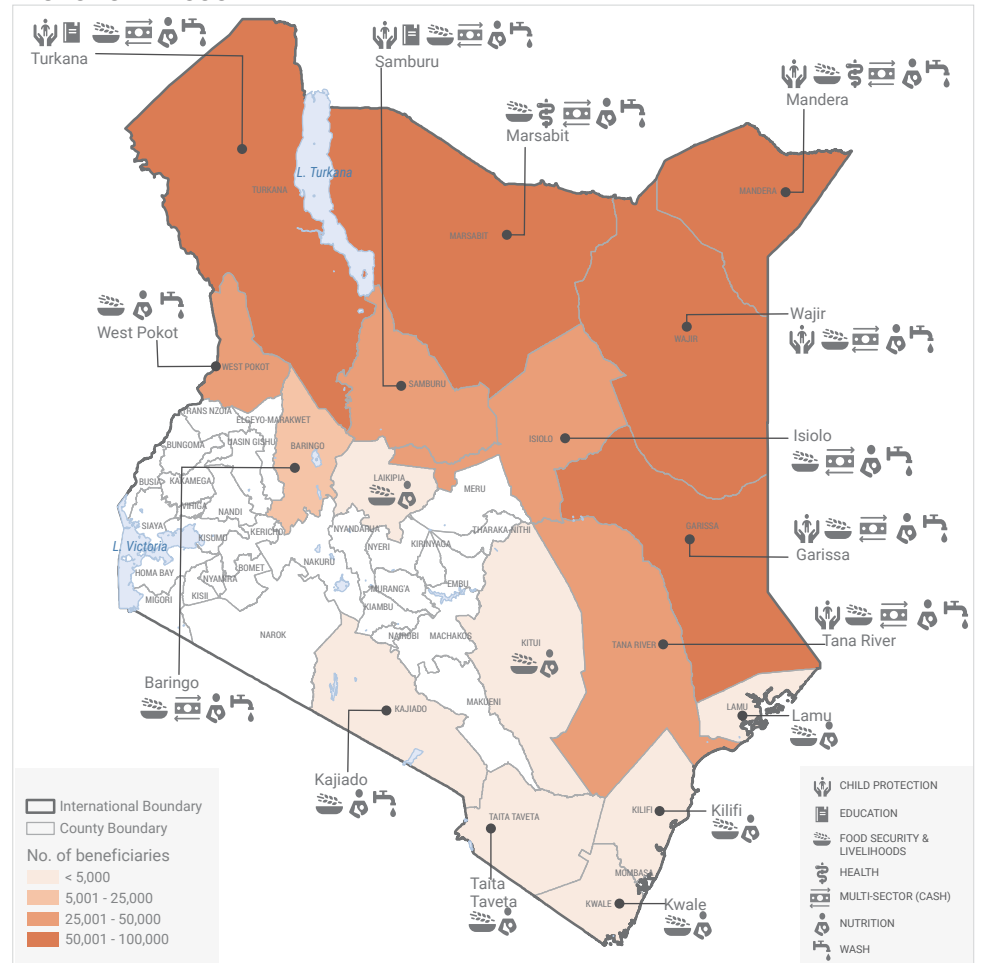
KEY FIGURES

491k
PEOPLE REACHED



17
ASAL COUNTIES

RESPONSE BY COUNTY



RESPONSE BY SECTOR

FOOD SECURITY & LIVELIHOODS
439k
People received agricultural inputs, cash transfers, food & livelihoods assistance

WATER, SANITATION, & HYGIENE
259k
People assisted with clean and safe drinking water

NUTRITION
122k
Children received treatment of MAM and SAM, and IYCF services

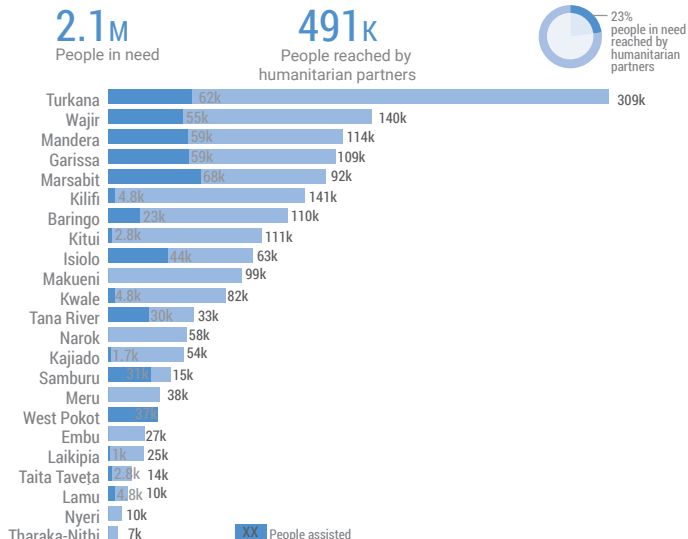
MULTI-SECTOR (CASH)
107k
People received multi-purpose cash transfers

CHILD PROTECTION
8k
People received case management & psychosocial support services

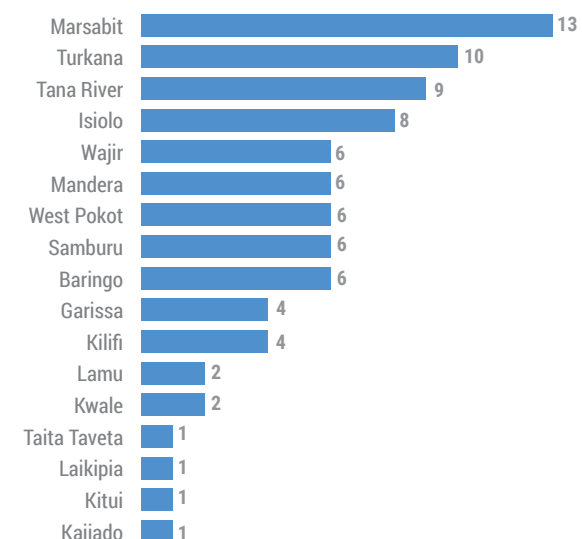
HEALTH
2.7k*
People received health care services

EDUCATION
250
School children benefiting from education facilities and services provided

RESPONSE STATUS BY COUNTY



NUMBER OF PARTNERS BY COUNTY



The boundaries and names shown and the designations used on this map do not imply official endorsement or acceptance by the United Nations.

*In addition partners have reached over 300,000 people through COVID-19 awareness raising messages