



Registration Unit

Total Persons of Concern

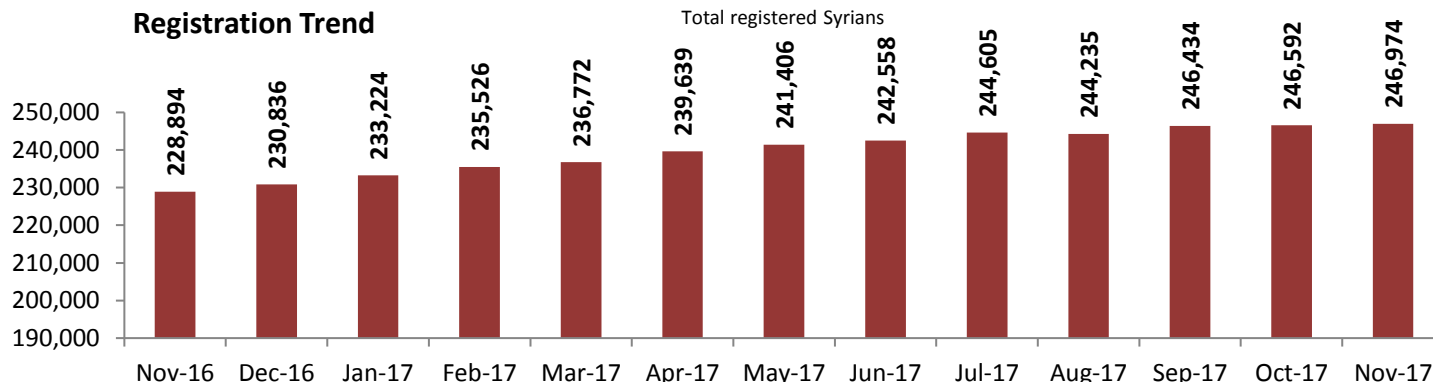
Individuals

246,974

Households

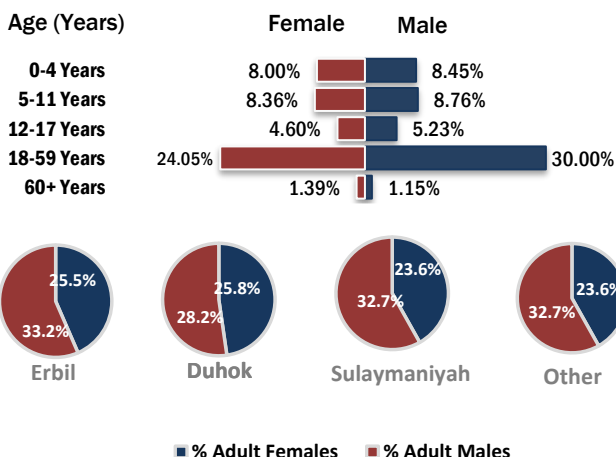
80,779

Registration Trend



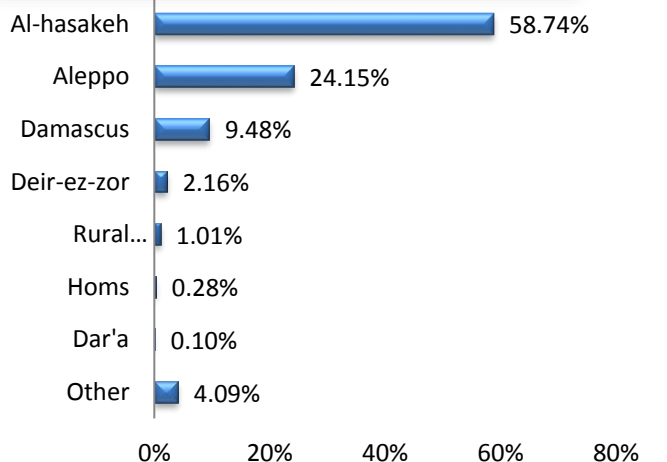
This profile is based on **246,974** proGres registered individuals

Age and Gender Breakdown




Governorate	Individuals	Households	% Individuals
Anbar	4,447	1,131	1.801%
Babylon	4	4	0.002%
Baghdad	432	214	0.175%
Basrah	75	41	0.030%
Diyala	8	5	0.003%
Duhok	86,485	24,336	35.018%
Erbil	120,534	42,547	48.804%
Kerbala	124	79	0.050%
Kirkuk	811	300	0.328%
Missan	18	13	0.007%
Najaf	311	217	0.126%
Ninewa	1,607	548	0.651%
Qadissiya	8	3	0.003%
Salah al-Din	13	3	0.005%
Sulaymaniyah	31,810	11,198	12.880%
Thi-Qar	81	54	0.033%
Wassit	6	1	0.002%
Other	200	85	0.081%
Total	246,974	80,779	100%

Place of Origin



Camp and non-camp population comparison



Camps Registered Population			
Camp	Individuals	Households	% Total
Akre Settlement	1,170	289	1.28%
Domiz Camp 1	32,541	8,506	35.70%
Domiz Camp 2	9,799	2,369	10.75%
Gawilan Camp	8,588	1,965	9.42%
Basirma Camp	3,083	691	3.38%
Darashakran Camp	11,541	2,614	12.66%
Kawergosk Camp	7,967	2,017	8.74%
Qushtapa Camp	7,762	1,990	8.52%
Arbat Camp	8,694	2,253	9.54%
Total	91,145	22,694	100%