
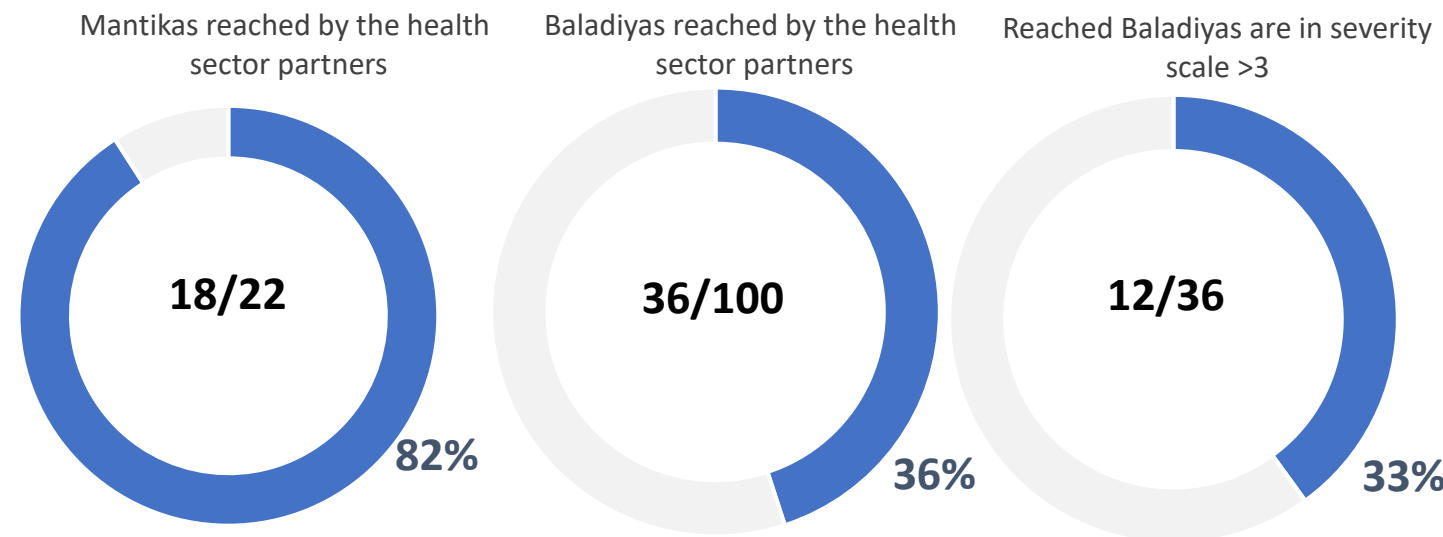


# Summary of 2020 HRP key indicators reported through 4Ws, August 2020

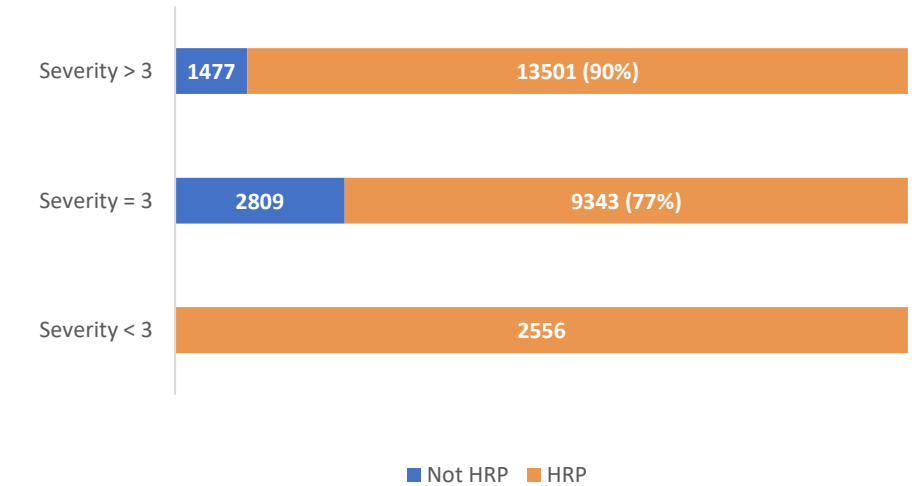
## Reporting organizations



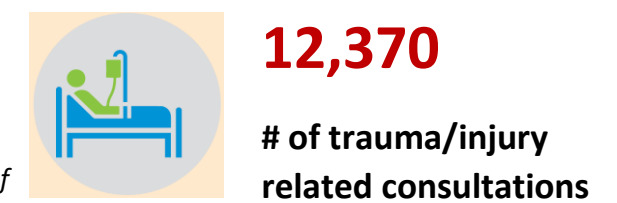
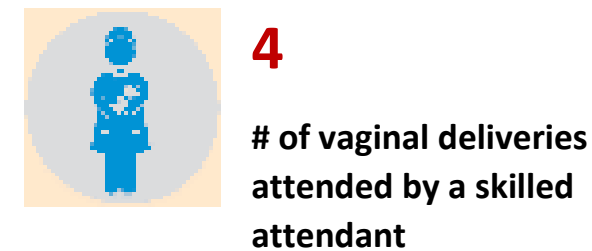
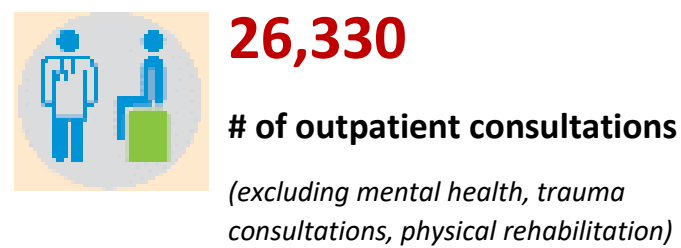
## Areas reached by the health sector partners



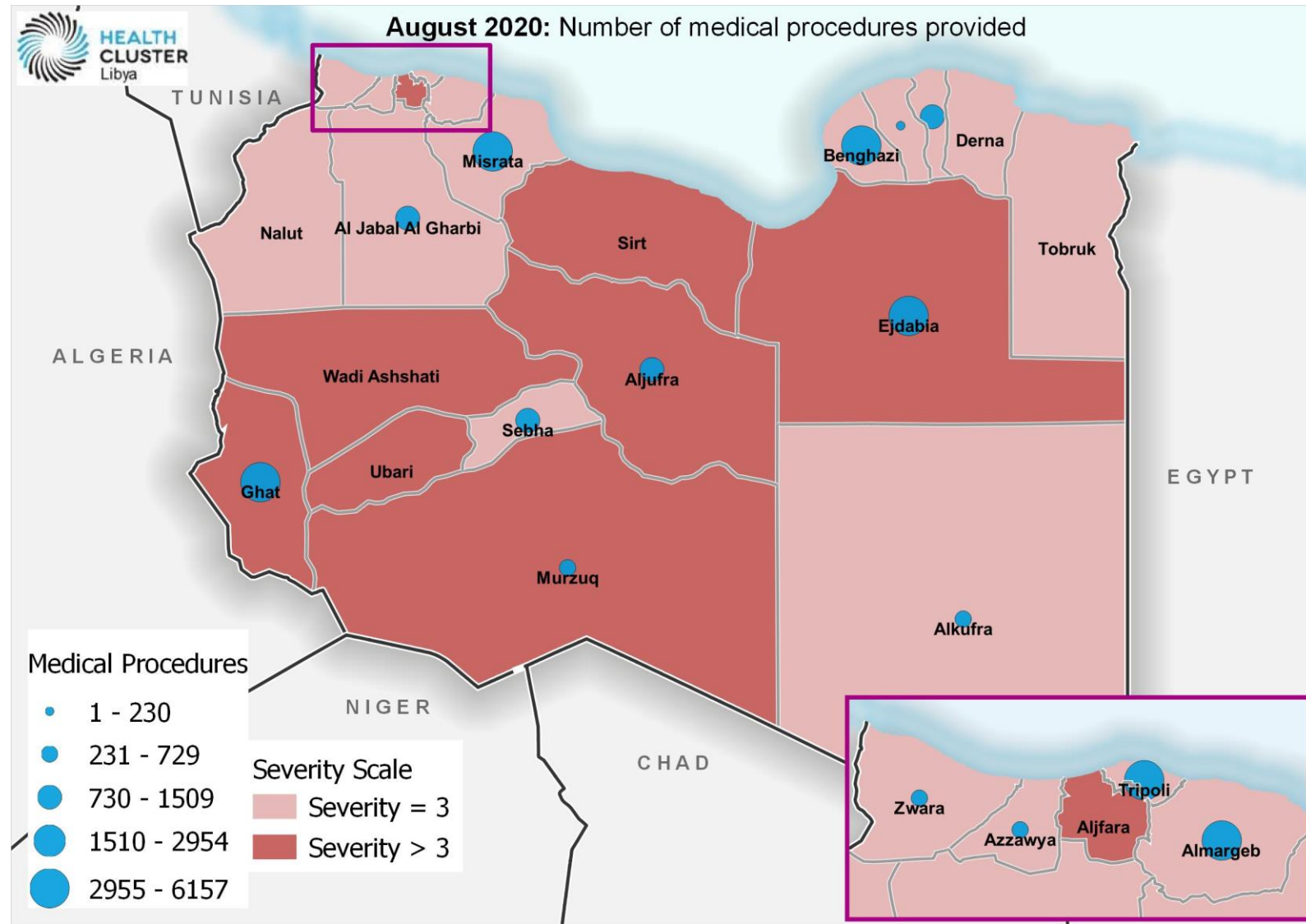
## Medical procedures by HRP projects



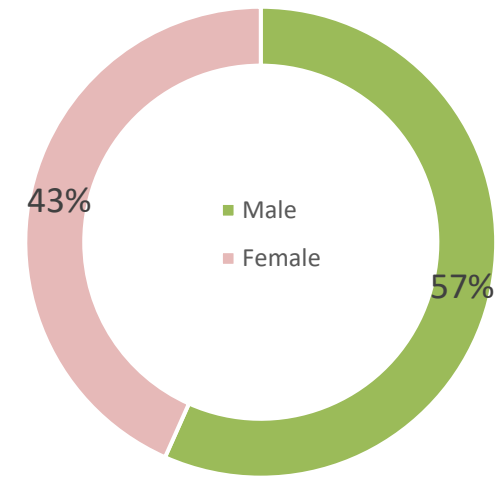
## Medical procedures



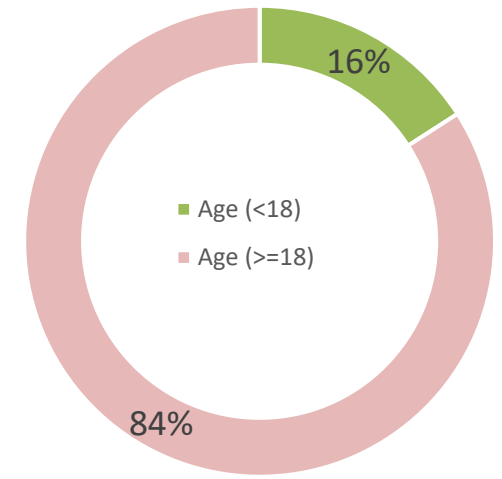
# Summary of 2020 HRP key indicators reported through 4Ws, August 2020



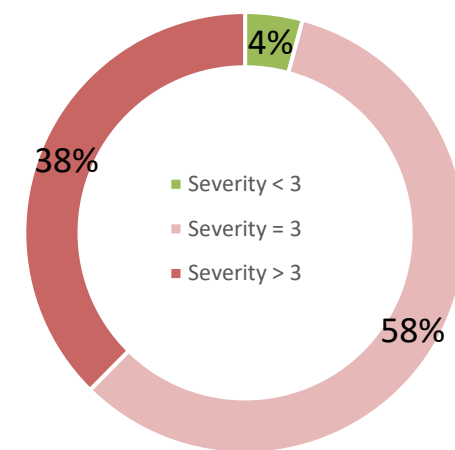
Medical procedures by Gender



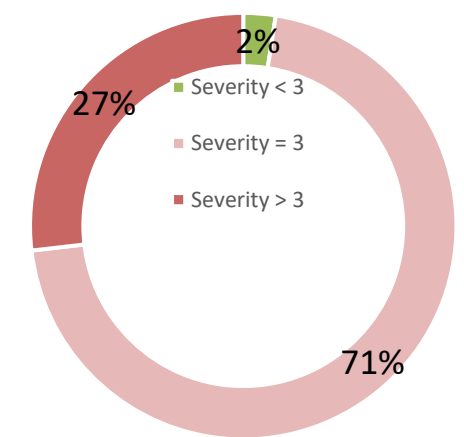
Medical procedures by age



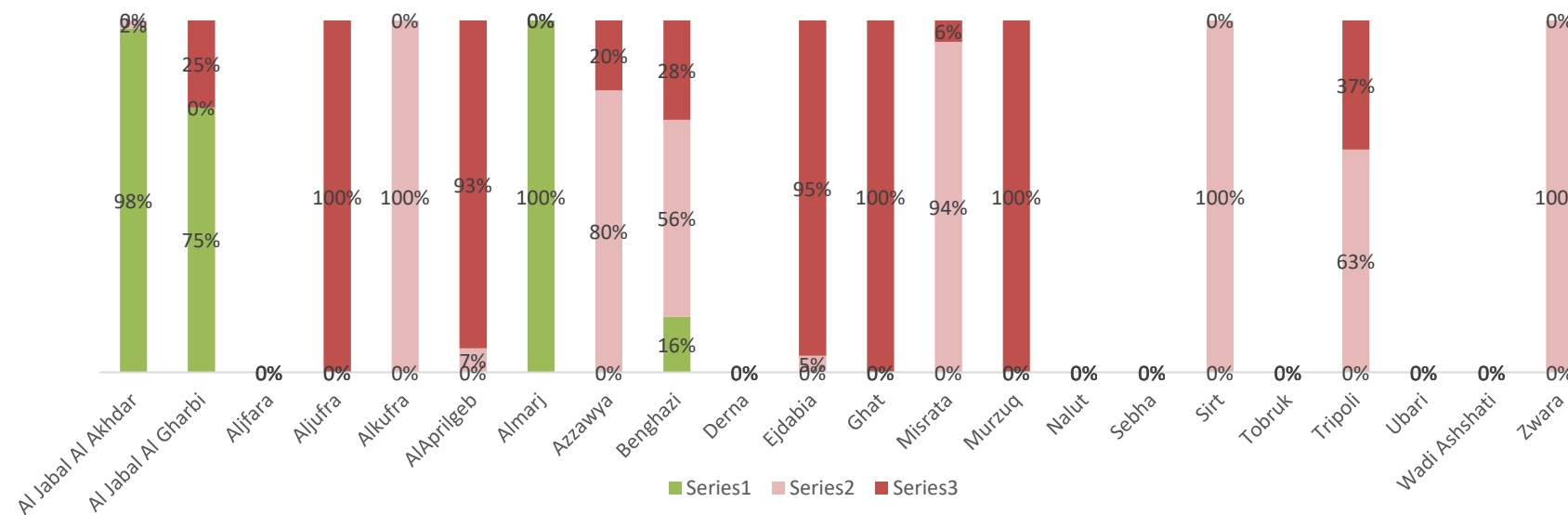
Medical procedures by severity scale



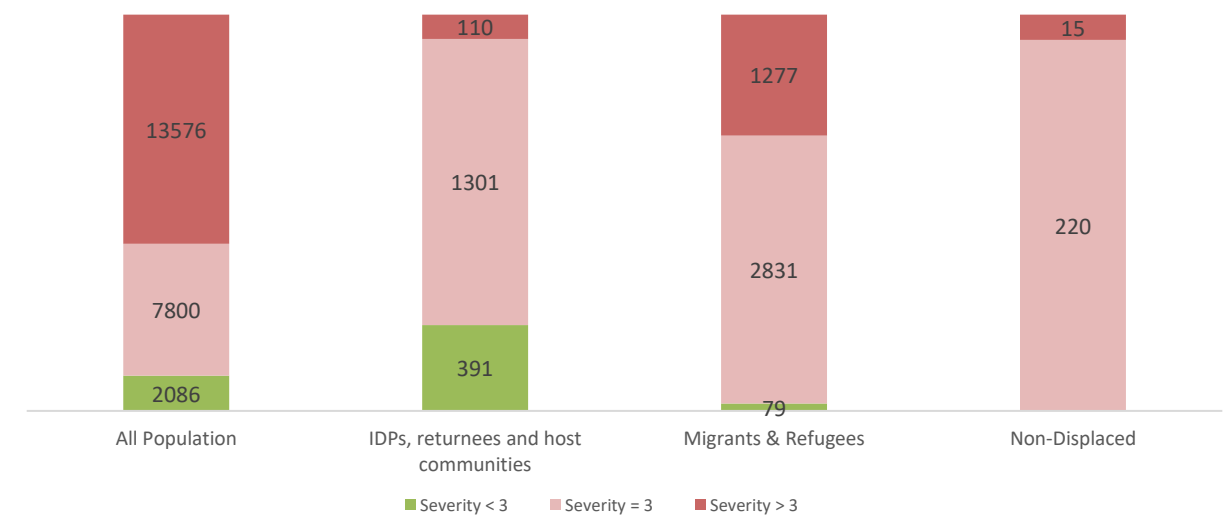
Number of mobile medical teams by Severity scale



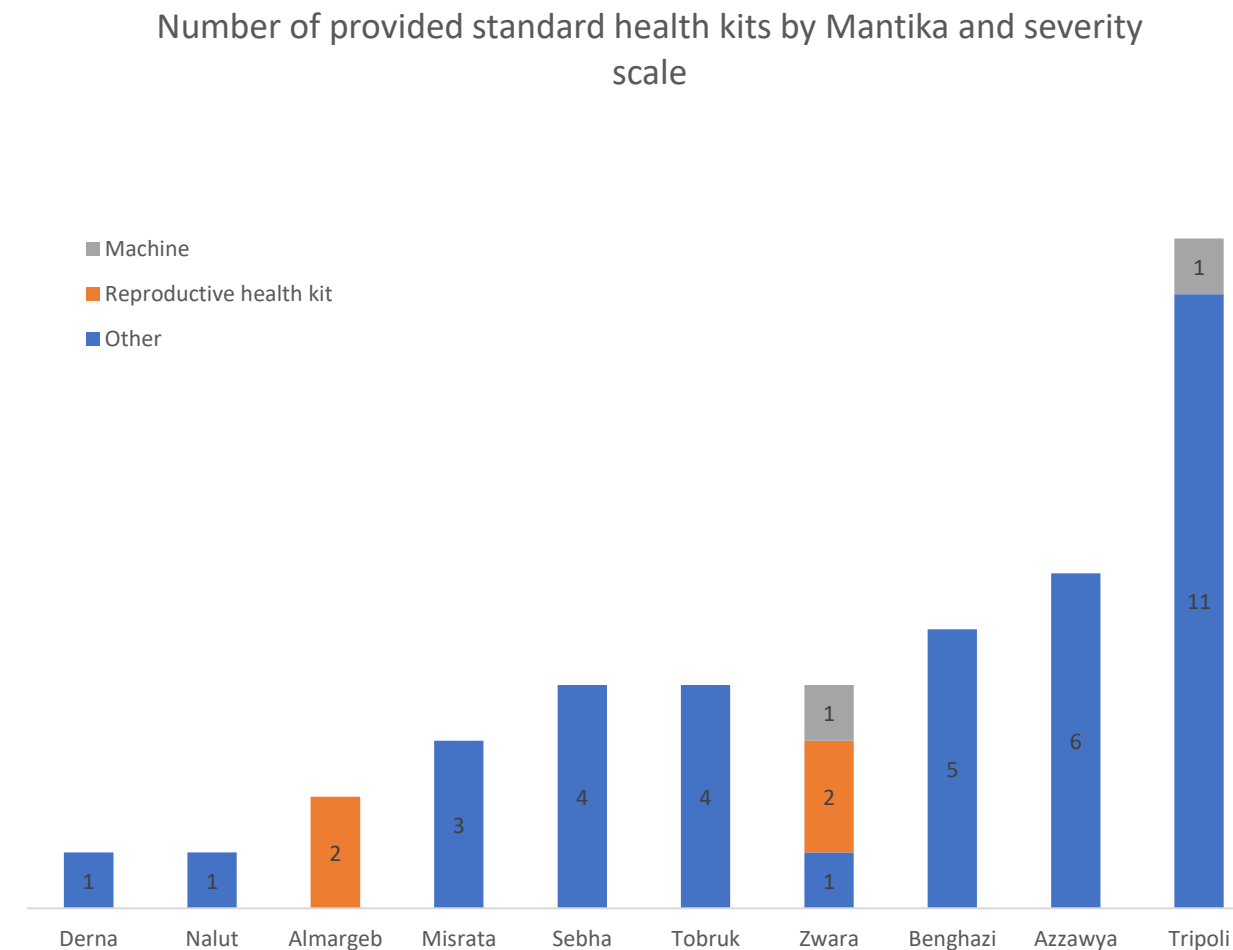
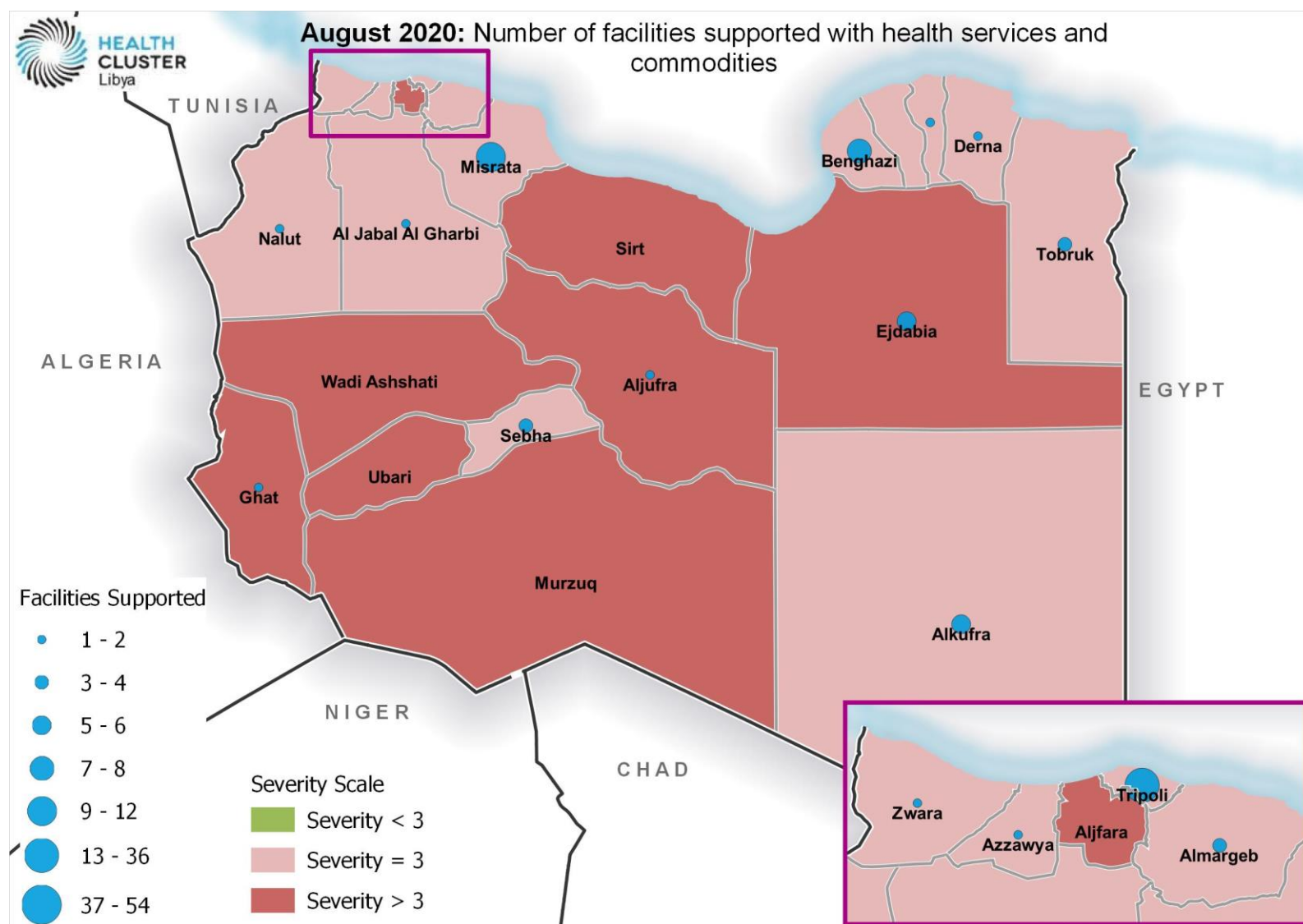
Medical procedures by Mantika



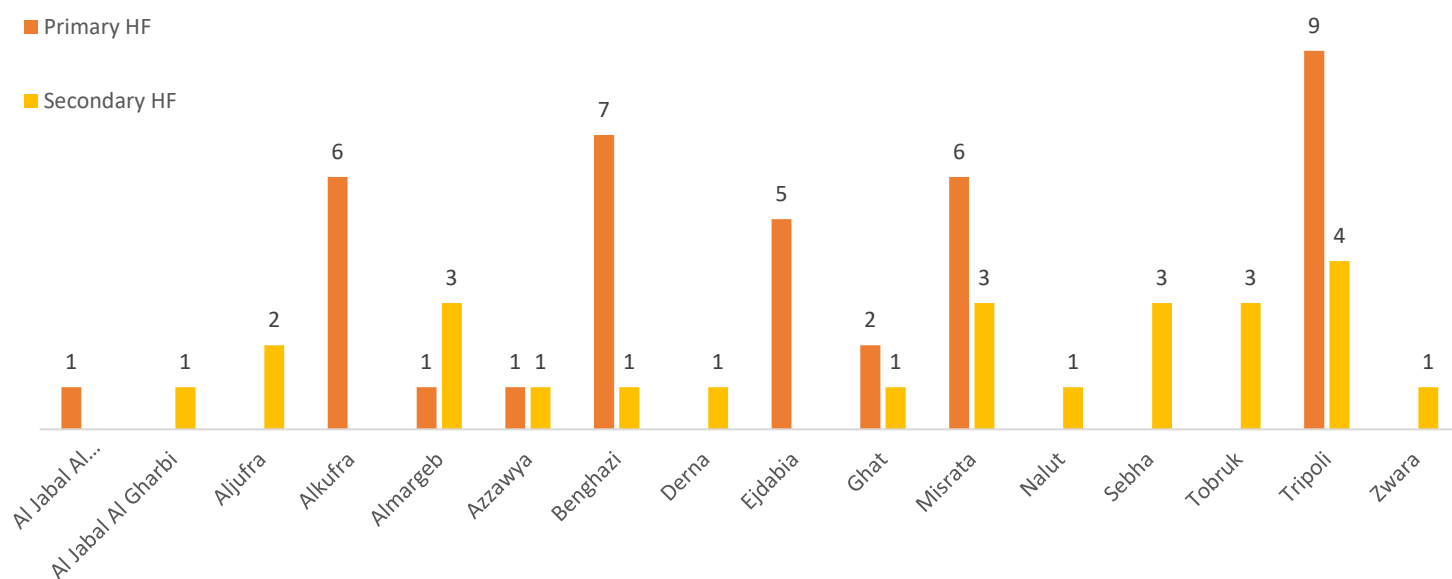
Medical procedures by Population type



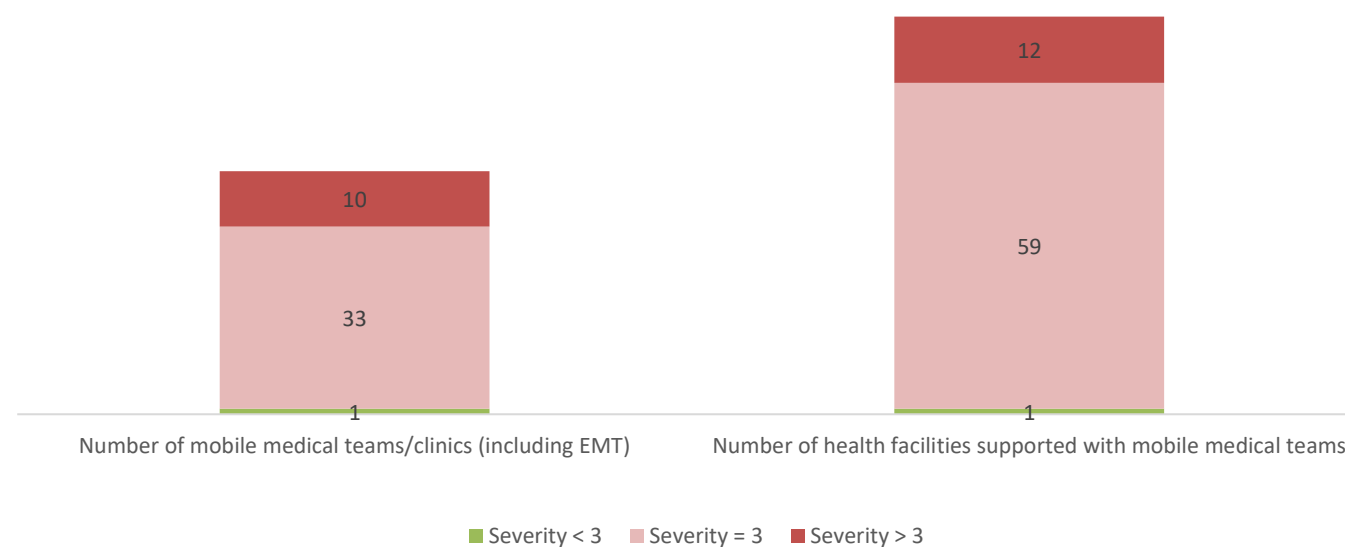
# Summary of 2020 HRP key indicators reported through 4Ws, August 2020



Number of public health facilities supported with health services and commodities by Mantika



Number of \*health facilities supported with mobile medical teams (MMT) and total number of MMT by severity scale



# Summary of 2020 HRP key indicators reported through 4Ws, August 2020

OBJECTIVE	ACTIVITIES	OUTPUT INDICATORS	Al Jabal Al Akhdar	Al Jabal Al Gharbi	Aljifara	Aljufra	Alkufra	Almargeb	Almarj	Azzawya	Benghazi	Derna	Ejdabia	Ghat	Misrata	Murzuq	Nalut	Sebha	Sirt	Tobruk	Tripoli	Ubari	Wadi Ashshati	Zwara	Grand Total		
1. Increase access to life-saving and life-sustaining humanitarian health assistance, with an emphasis on the most vulnerable and on improving the early detection of and response to disease outbreaks.	1.1 Provide a minimum package of integrated health services at primary and secondary levels (integrated services cover emergency and trauma care, management of Communicable and Non-Communicable Diseases, Maternal, Neonatal and Child Health (MNCH), Mental Health and Psychosocial Support (MHPSS) and clinical rehabilitation).	1.1.1 Number of outpatient consultations (excluding mental health, trauma consultations, physical rehabilitation)	1,053	861			479	2,411	40	388	4,979		3,318	3,628	2,563	329		844			5,201			236	26,330		
		1.1.2 Number of patients referred for treatment between different levels of care and locations		2				148		10						230	4		1			192				587	
		1.1.3 Number of trauma/injury related consultations	1	46		881	3	516			38	35				521	13		81			221			14	2,370	
		1.1.4 Number of mental health consultations		4				14			1	18				72			14			88			12	223	
		1.1.5 Number of physical rehabilitation (disability) sessions/consultations										38				2			26			106				172	
		1.1.6 Number of vaginal deliveries attended by a skilled attendant														4											4
		1.1.7 Number of caesarian sections supported																									0
		<b>Number of medical procedures provided</b>	<b>1,054</b>	<b>913</b>	<b>0</b>	<b>881</b>	<b>482</b>	<b>3,089</b>	<b>40</b>	<b>437</b>	<b>5,070</b>	<b>0</b>	<b>3,318</b>	<b>3,632</b>	<b>3,388</b>	<b>346</b>	<b>0</b>	<b>966</b>	<b>0</b>	<b>0</b>	<b>0</b>	<b>5,808</b>	<b>0</b>	<b>0</b>	<b>262</b>	<b>29,686</b>	
		1.1.8 Number of health facilities and community centers providing MHPSS services											5			5			2				9				21
		1.1.9 Number of mobile medical teams/clinics (including EMT)	1	1		1	1	2				5			2	1	6	1		5			17			1	44
	1.2 Provide continuous and interrupted immunization services to children	1.2.1 Coverage by Hexa 3 (children under 1 year old)																									N/A
		1.2.2 Coverage by MR (children under 2 years old)																									N/A
	1.3 Expand the reporting capacity of the early warning system	1.3.1 Percentage of reporting sites submitting the reports in a timely manner																									69%
	1.4 Support health authorities to carryout timely response to disease outbreaks	1.4.1 Percentage of disease outbreaks responded to within 72 hours of identification																									81%
1.4.2 Number of EWARN sentinel sites		1	9	4	4	6	10	3	7	11	4	10	3	13	4	5	7	1	1	5	1	4	18		131		
2. Strengthen health system capacity to provide the minimum health service package and manage the health information system.	2.1 Coordinate the humanitarian health response	2.1.1 Number of coordination meetings at the national and sub-national levels									1							1			1				3		
		2.1.2 Number of completed health sector assessments conducted																								0	
	2.2 Provide health facilities with essential medicines, medical supplies and equipment	2.2.1 Number of public PHC facilities supported with health services and commodities	1				6	1		1	7			5	2	6						9				38	
		2.2.2 Number of public secondary health care facilities supported with health services and commodities		1		2		3		1	1	1				3		2	3		3	4			1	25	
		2.2.3 Number of provided medical machines																				1			1	2	
		2.2.4 Number of provided standard health kits						2		6	5	1				3		1	4		4	11		3	40		
	2.3 Increase access to health services by establishing functional health facilities and mobile medical teams (including EMT).	2.3.1 Number of health facilities supported with mobile medical teams		1		1		3				6		4	2	8			4			15				44	
		2.3.2 Number of public health facilities refurbished and/or rehabilitated																								0	
		2.3.3 Percentage of IDP camps/settlements covered by fixed health points and/or mobile medical teams										3		1		1						3				8	
		2.3.4 Number of official detention centers covered by fixed health points and/or mobile medical teams		1			1	1		2	2											2			1	10	
		2.3.5 Number of disembarkation points covered by fixed health points and/or mobile medical teams.						1		1	1					2						2			1	7	
<b>Number of public health facilities supported with health services and commodities</b>	<b>1</b>	<b>1</b>	<b>0</b>	<b>2</b>	<b>6</b>	<b>4</b>	<b>0</b>	<b>2</b>	<b>8</b>	<b>1</b>	<b>5</b>	<b>2</b>	<b>9</b>	<b>0</b>	<b>2</b>	<b>3</b>	<b>0</b>	<b>3</b>	<b>0</b>	<b>3</b>	<b>13</b>	<b>0</b>	<b>0</b>	<b>1</b>	<b>63</b>		
3. Strengthen health and community resilience to absorb and respond to shocks with an emphasis on protection to ensure equitable access to quality health care services.	3.1 Strengthen the capacity of health care providers and community health care workers to provide essential health services	3.1.1 Number of health service providers trained through capacity building and refresher training.		10							4						32	46		30	71				193		
		3.1.2 Number of community health workers trained through capacity building and refresher training.					9												49			14				72	
		3.1.3 Number of health workers trained on CMR (Clinical management of rape)																								0	
	3.2 Monitor and report on violence against health care	3.2.1 Number of attacks on health care reported								1																1	

# Summary of 2020 HRP key indicators reported through 4Ws, August 2020

OBJECTIVE	ACTIVITIES	OUTPUT INDICATORS	Target	Jan	Feb	Mar	Apr	May	Jun	Jul	Aug	Sep	Oct	Nov	Dec	Grand Total	
1. Increase access to life-saving and life-sustaining humanitarian health assistance, with an emphasis on the most vulnerable and on improving the early detection of and response to disease outbreaks.	1.1 Provide a minimum package of integrated health services at primary and secondary levels (integrated services cover emergency and trauma care, management of Communicable and Non-Communicable Diseases, Maternal, Neonatal and Child Health (MNCH), Mental Health and Psychosocial Support (MHPSS) and clinical rehabilitation).	1.1.1 Number of outpatient consultations (excluding mental health, trauma consultations, physical rehabilitation)	1.8 M	14,116	16,977	17,486	12,439	12,352	21,797	19,129	26,330					140,626	
		1.1.2 Number of patients referred for treatment between different levels of care and locations	7,000	191	317	405	132	339	803	89	587						2,863
		1.1.3 Number of trauma/injury related consultations	10,000	303	1,366	1,562	2,299	2,317	1,515	1,026	2,370						12,758
		1.1.4 Number of mental health consultations	5,400	242	183	148	73	137	337	281	223						1,624
		1.1.5 Number of physical rehabilitation (disability) sessions/consultations	7,000	25	1	154	90	145	232	293	172						1,112
		1.1.6 Number of vaginal deliveries attended by a skilled attendant	N/A	4	1	2	5	6	2	5	4						29
		1.1.7 Number of caesarian sections supported	N/A	0	0	0	0	0	3	3	0						6
		<b>Medical procedures provided</b>			<b>14,881</b>	<b>18,845</b>	<b>19,757</b>	<b>15,038</b>	<b>15,296</b>	<b>24,689</b>	<b>20,826</b>	<b>29,686</b>	<b>0</b>	<b>0</b>	<b>0</b>	<b>0</b>	<b>159,018</b>
		1.1.8 Number of health facilities and community centers providing MHPSS services	200	23	49	22	19	18	0	25	21						N/A
		1.1.9 Number of mobile medical teams/clinics (including EMT)	58	40	52	53	42	39	0	31	44						N/A
	1.2 Provide continuous and interrupted immunization services to children	1.2.1 Coverage by Hexa 3 (children under 1 year old)	100%	N/A	N/A	N/A	N/A	N/A	N/A	N/A	N/A	N/A					N/A
		1.2.2 Coverage by MR (children under 2 years old)	100%	N/A	N/A	N/A	N/A	N/A	N/A	N/A	N/A	N/A					N/A
	1.3 Expand the reporting capacity of the early warning system	1.3.1 Percentage of reporting sites submitting the reports in a timely manner	100%	79%	84%	75%	50%	64%	64%	1	1						69%
	1.4 Support health authorities to carryout timely response to disease outbreaks	1.4.1 Percentage of disease outbreaks responded to within 72 hours of identification	100%	77%	80%	70%	70%	78%	80%	1	1						76%
1.4.2 Number of EWARN sentinel sites		N/A	126	126	126	126	126	126	126	126	131					126	
2. Strengthen health system capacity to provide the minimum health service package and manage the health information system.	2.1 Coordinate the humanitarian health response	2.1.1 Number of coordination meetings at the national and sub-national levels	36	2	2	4	3	3	0	3	3					20	
		2.1.2 Number of completed health sector assessments conducted	30	3	0	0	1	0	0	0	0	0					4
	2.2 Provide health facilities with essential medicines, medical supplies and equipment	2.2.1 Number of public PHC facilities supported with health services and commodities	600	48	40	61	53	56	43	38	38						N/A
		2.2.2 Number of public secondary health care facilities supported with health services and commodities	50	3	13	43	23	48	26	11	25						N/A
		2.2.3 Number of provided medical machines	650	0	1	0	11	37	190	87	2						328
		2.2.4 Number of provided standard health kits	650	23	18	142	158	1,233	193	75	40						1,882
	2.3 Increase access to health services by establishing functional health facilities and mobile medical teams (including EMT).	2.3.1 Number of health facilities supported with mobile medical teams	60	73	63	65	50	58	49	35	44						N/A
		2.3.2 Number of public health facilities refurbished and/or rehabilitated	165	0	2	0	1	4	7	0	0						14
		2.3.3 Percentage of IDP camps/settlements covered by fixed health points and/or mobile medical teams	100%	11 *	7*	10*	14*	12*	17*	9*	8*						N/A
		2.3.4 Number of official detention centers covered by fixed health points and/or mobile medical teams	20	9	9	3	10	13	10	9	10						13
		2.3.5 Number of disembarkation points covered by fixed health points and/or mobile medical teams.	14	6	9	1	4	8	9	2	7						9
	<b>Number of public health facilities supported with health services and commodities</b>	<b>N/A</b>	<b>51</b>	<b>53</b>	<b>104</b>	<b>76</b>	<b>104</b>	<b>69</b>	<b>49</b>	<b>63</b>						<b>N/A</b>	
3. Strengthen health and community (including IDP, migrants and refugees) resilience to absorb and respond to shocks with an emphasis on protection to ensure equitable access to quality health care services.	3.1 Strengthen the capacity of health care providers and community health care workers to provide essential health services	3.1.1 Number of health service providers trained through capacity building and refresher training.	1500	324	314	939	796	464	240	622	193					3,892	
		3.1.2 Number of community health workers trained through capacity building and refresher training.	600	0	0	0	0	0	45	276	72						393
		3.1.3 Number of health workers trained on CMR (Clinical management of rape)	100	0	0	0	0	0	0	0	0						0
	3.2 Monitor and report on violence against health care	3.2.1 Number of attacks on health care reported	N/A	3	1	3	9	4	2	2	1						25

\*Percentage of IDP camps/settlements covered by fixed health points and/or mobile medical teams is represented as a figure as baseline list is not available.