



















\$168 million
Required by projects listed in the Appeal

28.6%
Appeal coverage

\$70 million
Total funding received: projects listed and not listed in the Appeal

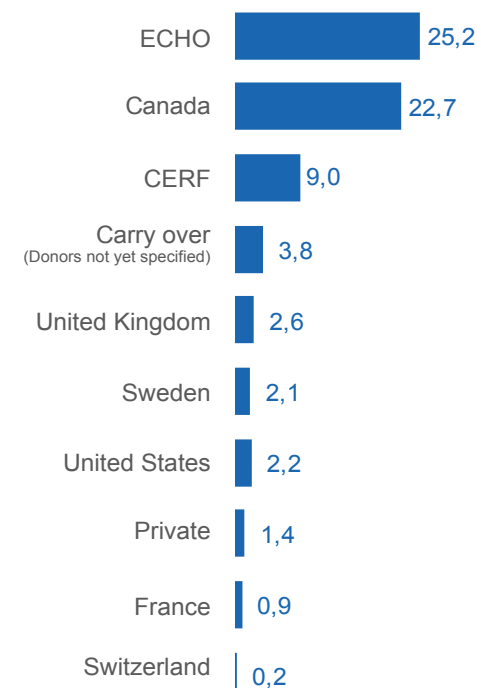
\$48 million projects listed in the Appeal
\$22 million projects not listed in the Appeal

REQUIREMENTS AND FUNDING PER SECTOR (projects listed in the Appeal)

Requirements per sector (million \$)	Per cent funded per sector	funded million \$	Unmet million \$
Cccm/Shelter  78.9	 39%	30.5	48.4
Wash  39.0	 16%	6.4	32.6
Food Security  19.3	 15%	2.8	16.4
Health  12.9	 48%	6.2	6.6
Protection  7.6	 18%	1.4	6.2
Nutrition  6.5	 0%	0.0	6.5
Coordination  3.6	 23%	0.8	2.8
Logistics  0.7	 0%	0.0	0.7

TOTAL FUNDING PER DONOR

Projects listed and not listed in the Appeal



REQUIREMENTS BY APPEALING ORGANIZATION TYPE (projects listed in the Appeal)

