

## Total Contributions

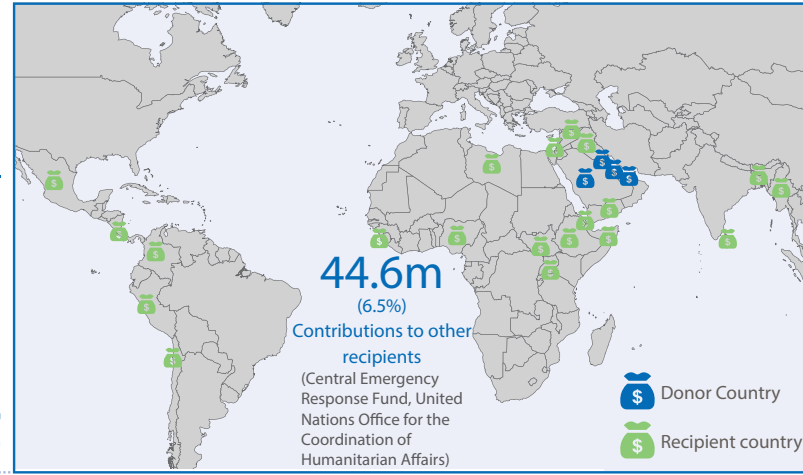
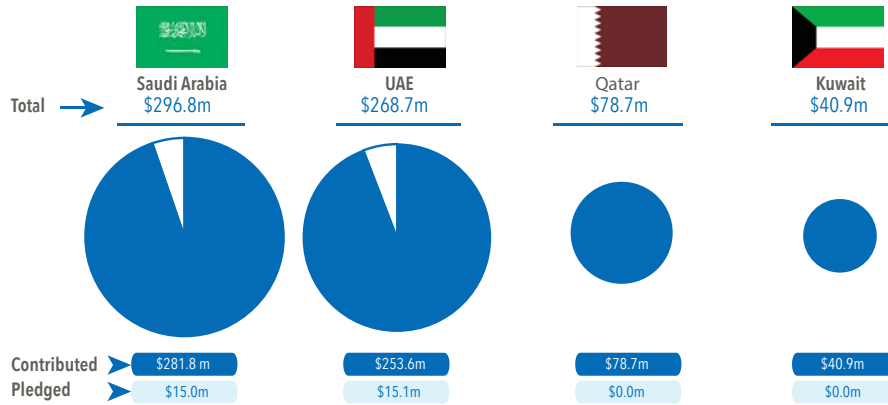
**4** Donor Countries

**655.0m**  
Committed/Contributed

**30.1m**  
Pledged

**20** Recipient Countries Globally

## Donor Countries (Amount in US\$ in million)



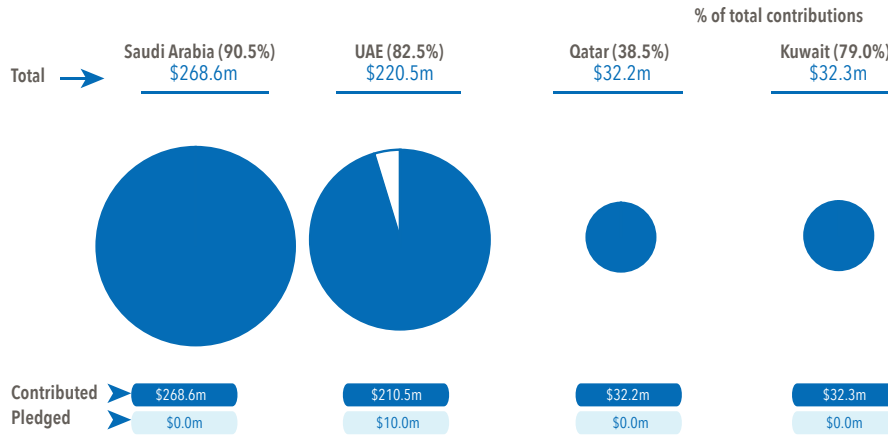
## Contributions to MENA region

(\$553.6m - 80.8% of total contributions)

**543.6m**  
Committed/Contributed

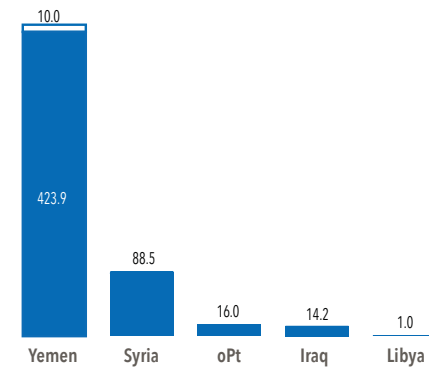
**10.0m**  
Pledged

**5** Recipient Countries



**\$553.6 million**

## Recipients in MENA region



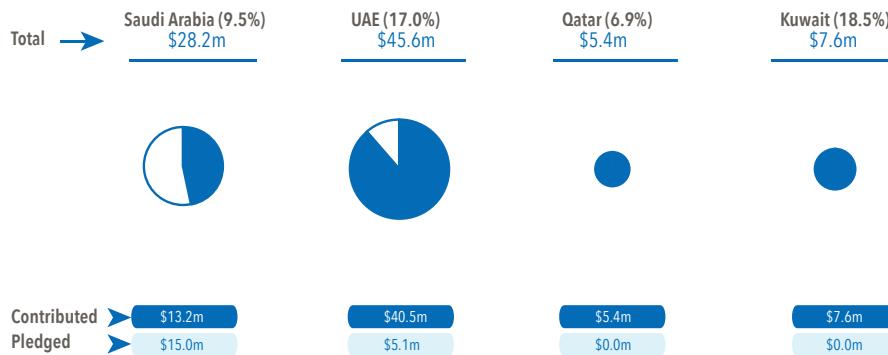
## Contributions outside MENA region

(\$86.8m - 12.7% of total contributions)

**66.7m**  
Committed/Contributed

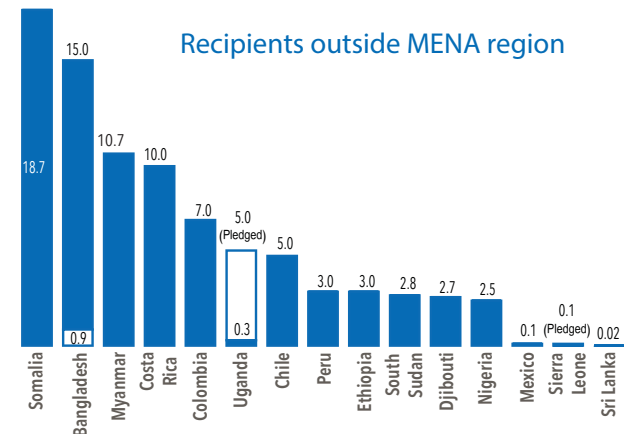
**20.1m**  
Pledged

**15** Recipient Countries



**\$86.8 million**

## Recipients outside MENA region



The boundaries and names shown and the designations used on this map do not imply official endorsement or acceptance by the United Nations.  
Funding information source: OCHA FTS, as of 9 October 2017 | <http://fts.unocha.org>  
Donors are ordered by amount of Total donation.