

SAHEL CRISIS 2014: Funding Status as of 23 May 2014



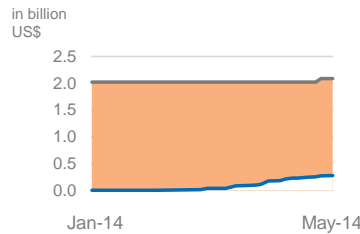
All figures in US\$

■ Funding available

■ Unmet Requirements

Source: Financial Tracking Service, <http://fts.unocha.org>

SRP REQUIREMENTS	US\$ 2,091 million
SRP FUNDING	US\$ 277 million
SRP UNMET REQUIREMENTS	US\$ 1,814 million
FUNDING OUTSIDE SRP	US\$ 229 million



13%
Funded

2014-2016 Strategic Response Plans

Burkina Faso	Cameroon	Chad	Gambia	Mali	Mauritania	Niger	Nigeria	Senegal	Sahel
------------------------------	--------------------------	----------------------	------------------------	----------------------	----------------------------	-----------------------	-------------------------	-------------------------	-----------------------

CONTRIBUTIONS

DESTINATION COUNTRIES

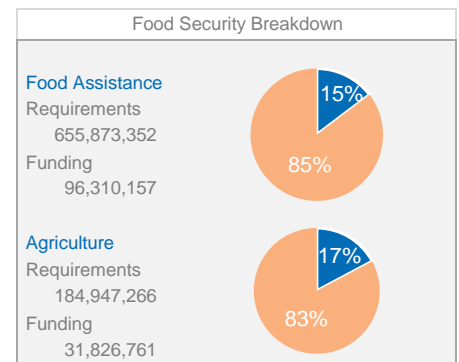
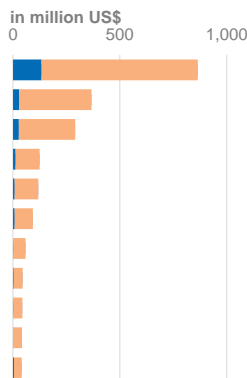
Country	Requirements	Funding	Pledges	Coverage	Funding outside SRP
Burkina Faso	109,281,921	13,958,666	3,600,000	12.77%	21,270,484
Cameroon	116,983,627	7,256,518	3,200,000	6.20%	3,200,278
Chad	527,350,382	38,149,726	6,992,994	7.23%	49,858,960
Gambia	25,983,666	429,856	-	1.65%	-
Mali	568,416,225	109,541,616	881,859	19.27%	51,696,861
Mauritania	107,927,077	9,827,874	-	9.11%	12,868,023
Niger	390,922,652	76,661,658	308,261	19.61%	34,950,654
Nigeria	74,860,697	534,988	3,200,000	0.71%	11,029,028
Region	49,759,871	18,887,760	-	37.96%	35,924,646
Senegal	119,381,571	1,641,708	-	1.38%	7,987,958

TOP 10 DONORS

Donor	Contributions	Pledges
ECHO	55,840,771	-
Japan	50,490,447	16,200,000
United States of America	45,049,990	-
CERF	27,839,612	-
Canada	21,491,467	-
A.U.F.* by WFP	16,025,567	-
Carry-over (donors not specified)	14,890,414	-
Denmark	12,703,923	-
Finland	7,311,911	-
Sweden	5,639,446	847,718

FUNDING STATUS PER CLUSTER

Cluster	Requirements	Funding	Coverage
Food Security	864,223,915	133,371,309	15.43%
Multi-Sector For Refugees	367,495,085	28,216,633	7.68%
Nutrition	290,859,458	27,573,590	9.48%
Health	123,941,395	11,654,223	9.40%
Water And Sanitation	118,526,227	8,210,152	6.93%
Protection	93,539,644	7,102,494	7.59%
Early Recovery	58,341,738	1,827,586	3.13%
Emergency Shelter And Nfi	45,003,765	2,641,172	5.87%
Coordination And Support Services	43,566,711	2,136,202	4.90%
Education	42,805,034	689,820	1.61%
Logistics	40,562,882	4,766,654	11.75%
Emergency Telecommunication	2,001,835	-	0.00%
Cluster not yet specified	-	48,700,535	



TOP 10 RECIPIENT ORGANISATIONS

UN AGENCIES

228,317,177 received

Recipient (UN Agencies)	Contributions	Pledges
WFP	124,286,926	200,000
UNHCR	44,966,115	100,000
UNICEF	39,863,455	16,200,000
FAO	9,330,631	-
IOM	4,419,070	-
WHO	2,484,367	-
OCHA	2,136,202	1,683,114
UNFPA	675,210	-
UN Women	155,201	-

NGOs AND OTHER PARTNERS

48,573,193 received

Recipient (NGOs + other)	Contributions	Pledges
ACF - Spain	8,311,140	-
OXFAM	7,221,720	-
SC	5,964,945	-
ACF - France	4,897,089	-
Solidarités	4,036,551	-
Intermon Oxfam	3,248,443	-
MDM - Belgium	2,034,257	-
CARE International	1,716,216	-
HI	1,595,598	-
OXFAM GB	1,577,494	-

*Allocation of unearmarked funds