


REQUIREMENT US\$ 2,022 million
FUNDING US\$ 246 million
UNMET REQUIREMENT US\$ 1,776 million

in billion US\$



12%

Funded

2014-2016 Strategic Response Plans

Burkina Faso	Cameroon	Chad	Gambia	Mali	Mauritania	Niger	Nigeria	Senegal	Sahel
------------------------------	--------------------------	----------------------	------------------------	----------------------	----------------------------	-----------------------	-------------------------	-------------------------	-----------------------

CONTRIBUTIONS

DESTINATION COUNTRIES

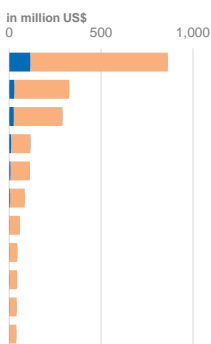
Country	Requirement	Funding	Pledges	Coverage
Burkina Faso	109,281,921	13,798,170	3,600,000	12.63%
Cameroon	48,462,739	7,877,536	3,200,000	16.25%
Chad	527,350,382	34,071,955	6,761,798	6.46%
Gambia	25,983,666	429,856	-	1.65%
Mali	568,416,225	100,133,371	6,773,598	17.62%
Mauritania	107,927,077	9,827,874	-	9.11%
Niger	390,922,652	68,013,832	4,000,000	17.40%
Nigeria	74,860,697	-	3,200,000	0.00%
Sahel Regional	49,759,871	10,576,942	-	21.26%
Senegal	119,381,571	1,427,713	-	1.20%

TOP 10 DONORS

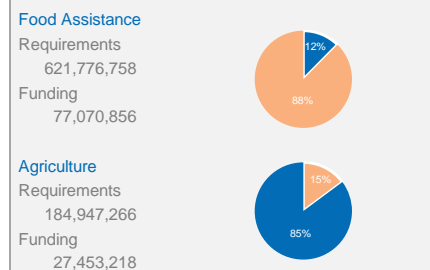
Donor	Contributions	Pledges
ECHO	48,720,133	-
Japan	40,290,447	26,400,000
United States of America	40,050,600	-
CERF	26,320,456	-
Canada	21,491,467	-
Denmark	14,800,733	-
A.U.F.* by WFP	14,313,890	-
Carry-over (donors not specified)	13,106,668	-
Finland	7,995,906	-
France	4,744,843	-

FUNDING STATUS PER CLUSTER

Cluster	Requirements	Funding	Coverage
Food Security	863,555,115	116,377,780	13.48%
Multi-Sector For Refugees	327,085,038	29,360,530	8.98%
Nutrition	289,325,858	25,311,577	8.75%
Health	116,399,664	11,458,547	9.84%
Water And Sanitation	113,194,827	7,832,075	6.92%
Protection	84,145,588	6,479,615	7.70%
Early Recovery	58,341,738	1,827,586	3.13%
Emergency Shelter And Nfi	45,003,765	1,949,609	4.33%
Coordination And Support Services	43,446,917	2,136,202	4.92%
Logistics	40,562,882	2,763,572	6.81%
Education	39,283,574	689,820	1.76%
Emergency Telecommunication	2,001,835	-	0.00%
Cluster not yet specified	-	39,970,336	



Food Security Breakdown



*Allocation of unearmarked funds

TOP 10 RECIPIENT ORGANISATIONS

UN AGENCIES 204,938,674 received

Recipient (UN Agencies)	Contributions	Pledges
WFP	109,491,317	200,000
UNHCR	47,062,925	100,000
UNICEF	26,789,882	26,400,000
FAO	9,330,631	-
UN Agencies	4,006,500	-
IOM	3,227,507	-
WHO	2,468,500	-
OCHA	2,136,202	835,396
UNFPA	425,210	-

NGOs AND OTHER PARTNERS 41,218,575 received

Recipient (NGOs + other)	Contributions	Pledges
ACF - Spain	6,685,967	-
OXFAM	6,512,937	-
SC	4,339,772	-
Solidarités	4,036,551	-
ACF - France	3,513,963	-
Intermon Oxfam	3,248,443	-
MDM - Belgium	2,034,257	-
CARE International	1,716,216	-
HI	1,595,598	-
IMC UK	1,513,728	-