

SAHEL CRISIS 2013: FUNDING STATUS as of 8 March 2013



All Figures in US\$

Source: Financial Tracking Service, <http://fts.unocha.org>

REQUIREMENT

1 662 million

FUNDING

104 million



6%

UNMET REQUIREMENT

1 558 million



5 CONSOLIDATED APPEALS

[Burkina Faso 2013](#)

[Chad 2013](#)

[Mauritanie 2013](#)

[Niger 2013](#)

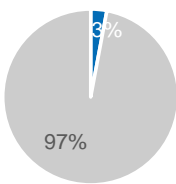
[Mali 2013](#)

TOTAL POPULATION AFFECTED OR AT RISK
AMOUNT REQUESTED PER PERSON (US\$)

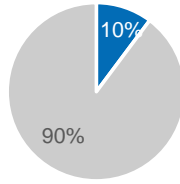
10.3 million
161

FUNDING STATUS PER SECTOR

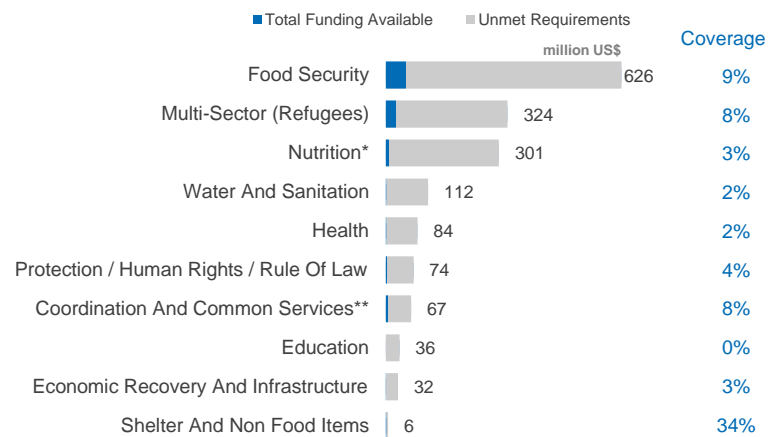
AGRICULTURE



FOOD ASSISTANCE



Proportion of funding available under the Food Security Cluster for Agriculture and Food Assistance for countries with CAP (Burkina Faso, Chad, Mali, Mauritanie, Niger)

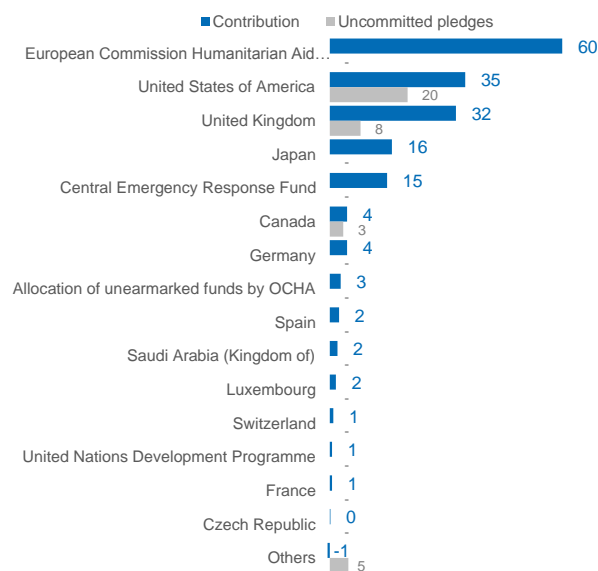


* For Senegal, the requirements and funding in this section include both health and nutrition. In Gambia, the breakdown is: Health \$3,132,861 and Nutrition \$3,355,000. In Cameroon: Health \$6,622,929 and Nutrition \$9,069,959. In Nigeria, Nutrition \$ 17,951,321 and in Senegal, Health \$17,570,520.
** For ease of presentation, Coordination, Logistics, and Emergency Telecommunications have been combined in this section. For details on projects in these clusters, please see the individual appeal pages at: <http://fts.unocha.org/pageloader.aspx?page=emerg-emergencies§ion=CE&year=2013>

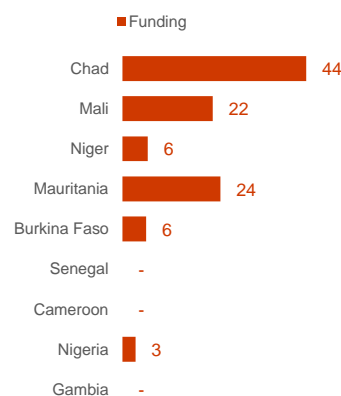
of DONOR COUNTRIES: 20

For countries included in the Sahel strategy, namely Niger, Chad, Burkina Faso, Mauritanie, Mali, Cameroon, Nigeria, Senegal and The Gambia

DONOR COUNTRIES



DESTINATION COUNTRIES

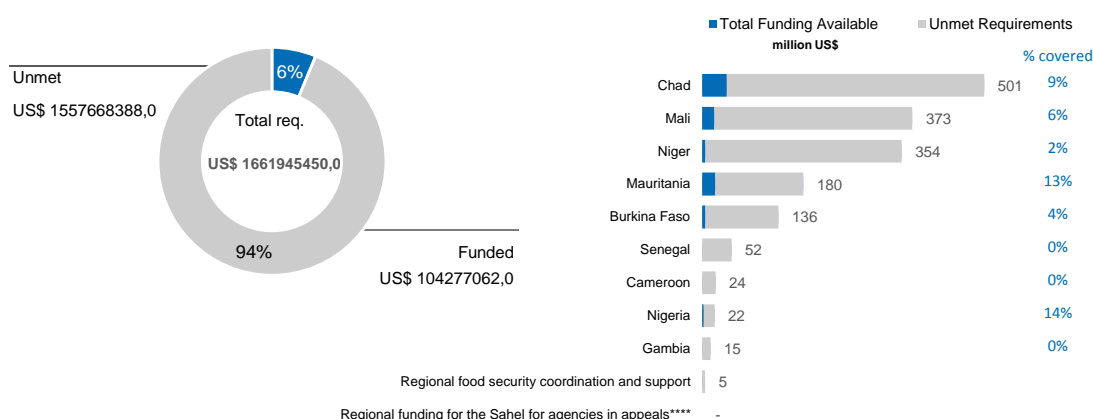


of RECIPIENT ORGANISATIONS: 117

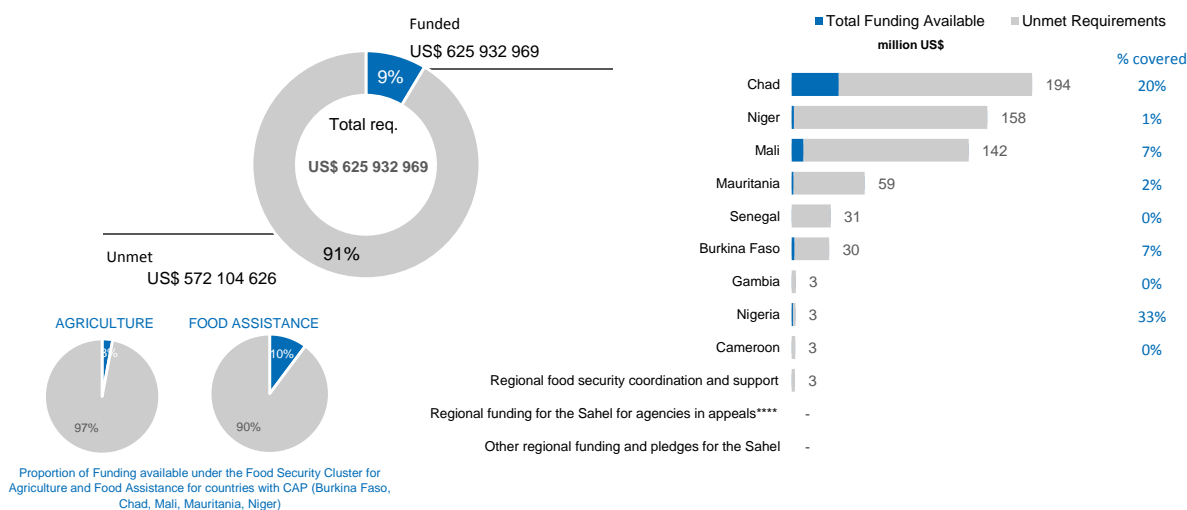
For agencies in the following appeal(s): Burkina Faso 2013, Chad 2013, Mali 2013, Mauritanie 2013 and Niger 2013,

<https://docs.google.com/spreadsheets/pub?key=0AusGuSuwbtt-dGY4Y0VFQWNOeUyQWNsXzFJT1YxMXc&single=true&gid=5&output=html>

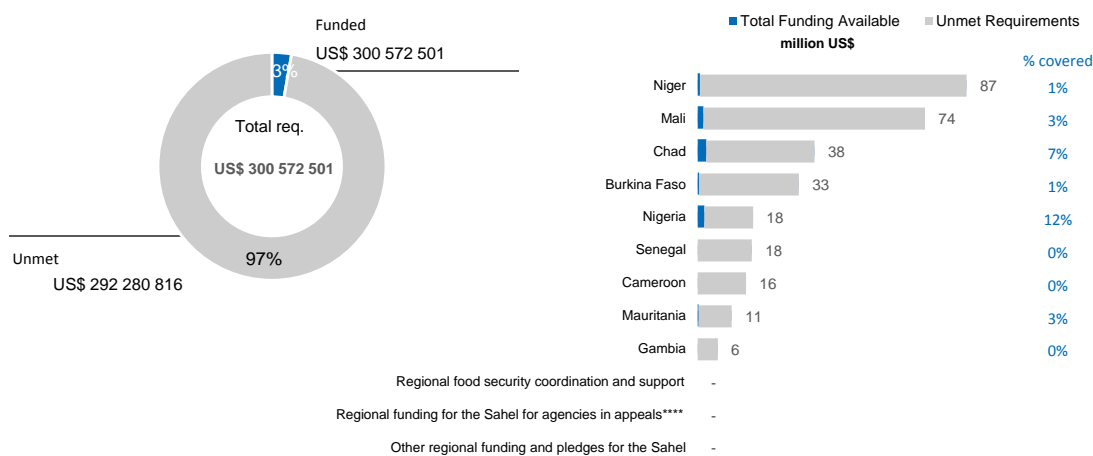
OVERVIEW



FOOD SECURITY

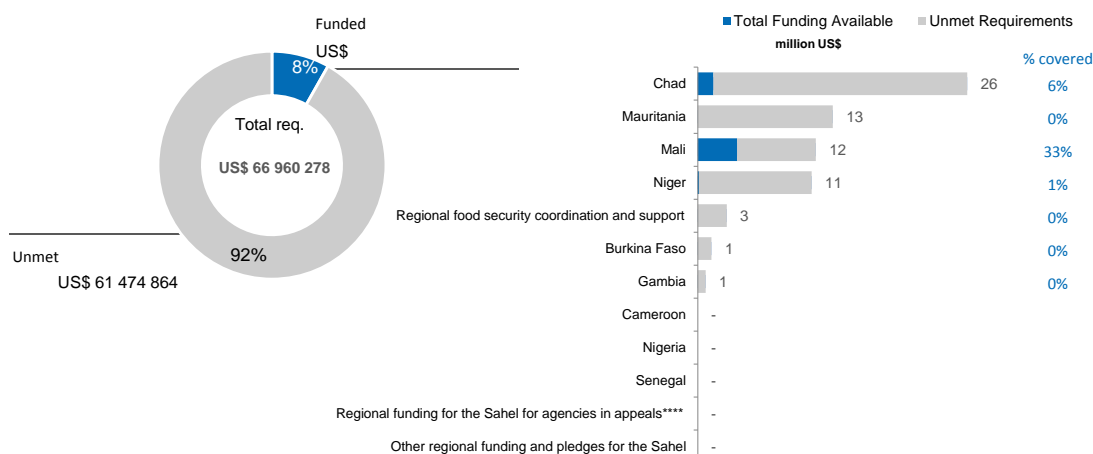


NUTRITION



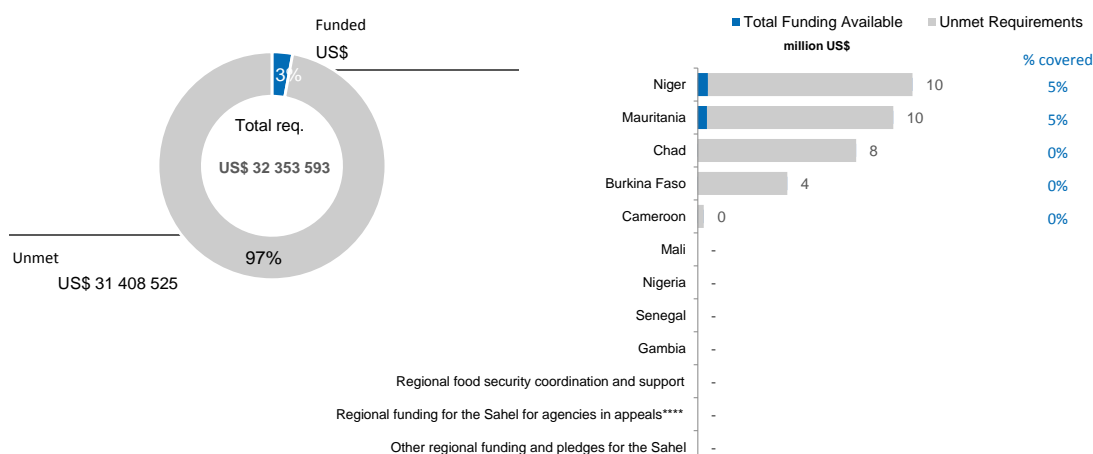
* For Senegal, the requirements and funding in this section include both health and nutrition. In Gambia, the breakdown is: Health \$3,132,861 and Nutrition \$3,355,000. In Cameroon: Health \$6,622,929 and Nutrition \$9,069,959. In Nigeria, Nutrition \$ 17,951,321 and in Senegal, Health \$17,570,520.

COORDINATION AND COMMON SERVICES**

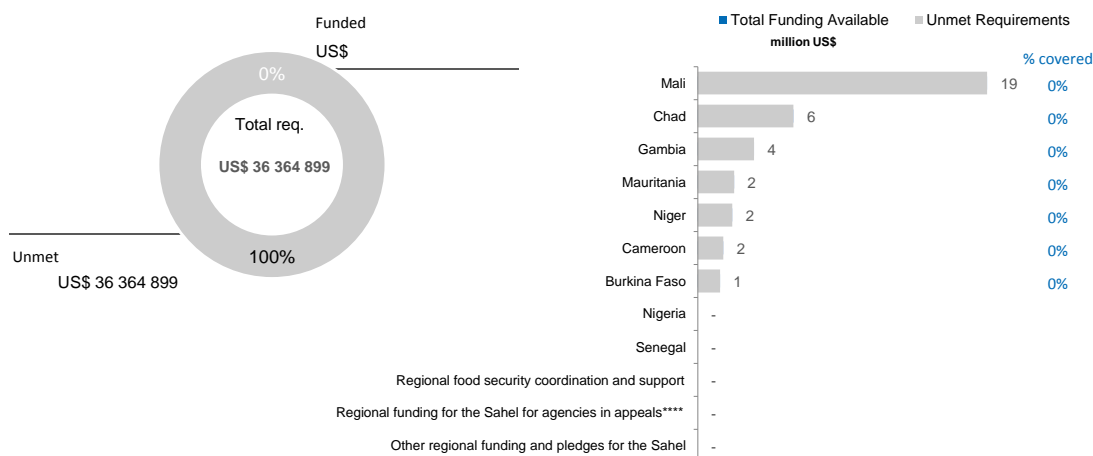


** For ease of presentation, Coordination, Logistics, and Emergency Telecommunications have been combined in this section. For details on projects in these clusters, please see the individual appeal pages at: <http://fts.unocha.org/pagelocator.aspx?page=emergency§ion=CE&year=2013>

ECONOMIC RECOVERY AND INFRASTRUCTURE

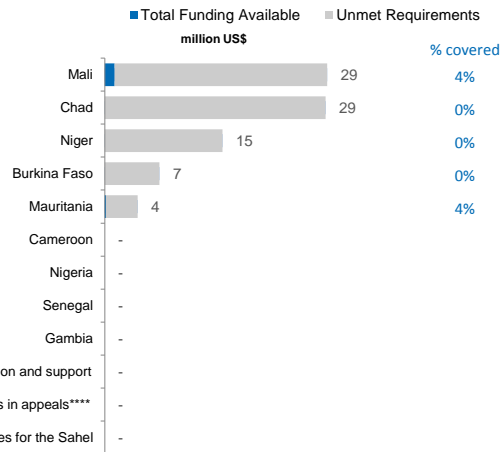
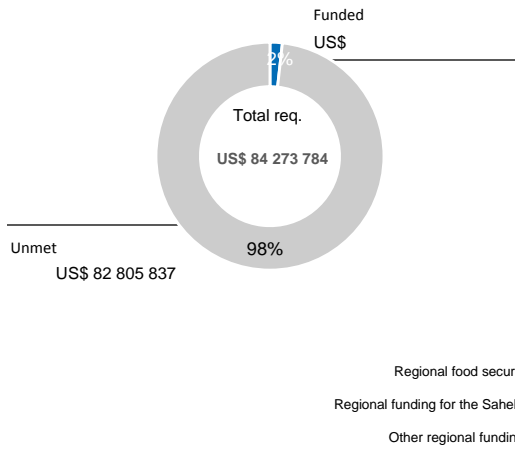


EDUCATION

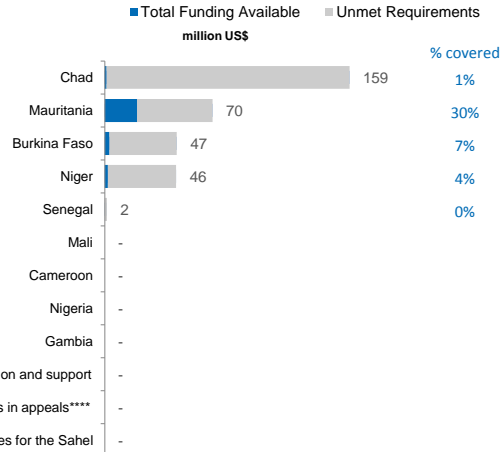
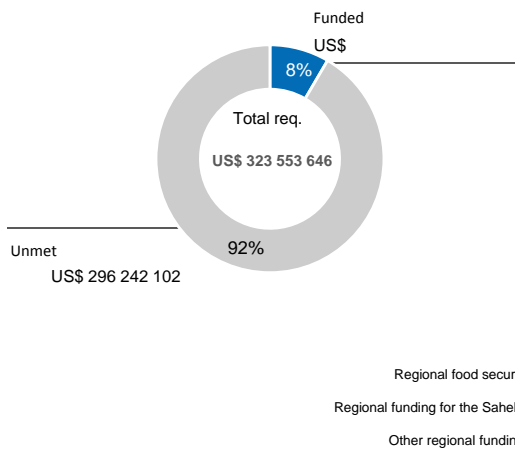


<https://docs.google.com/spreadsheet/pub?key=0AusGu5wbtt-dGY4Y0VFQWNOeUyQWNsXzFJT1YxMXc&single=true&gid=5&output=html>

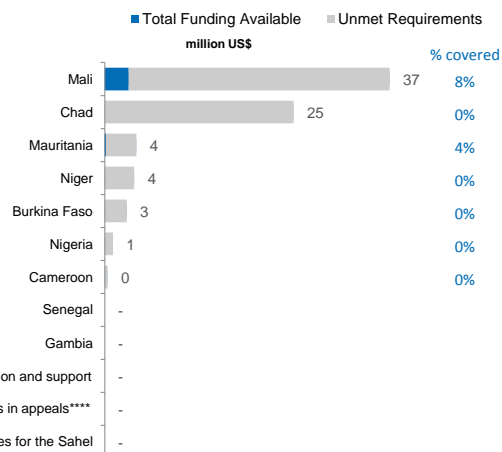
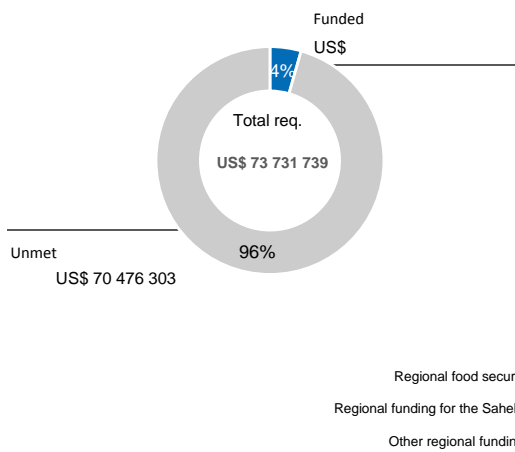
HEALTH



MULTI-SECTOR (Refugees)

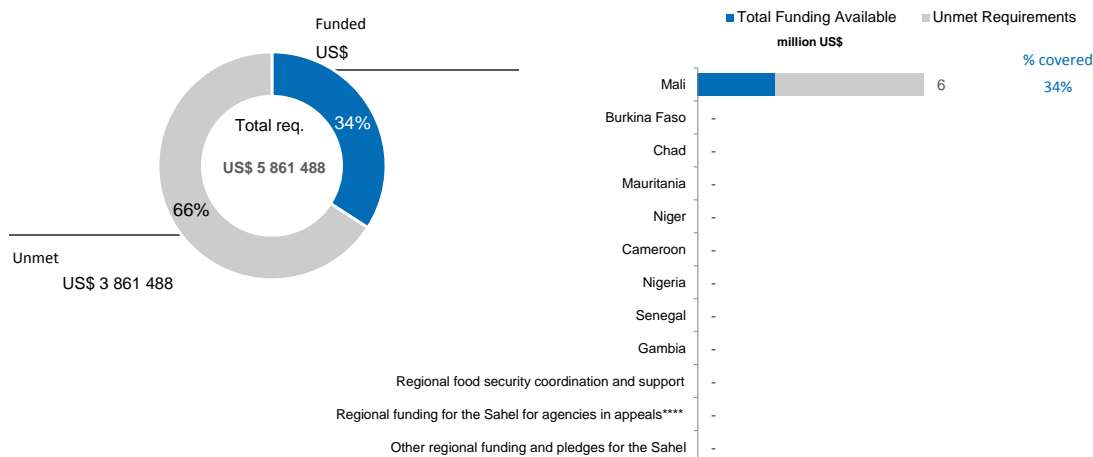


PROTECTION / HUMAN RIGHTS / RULE OF LAW

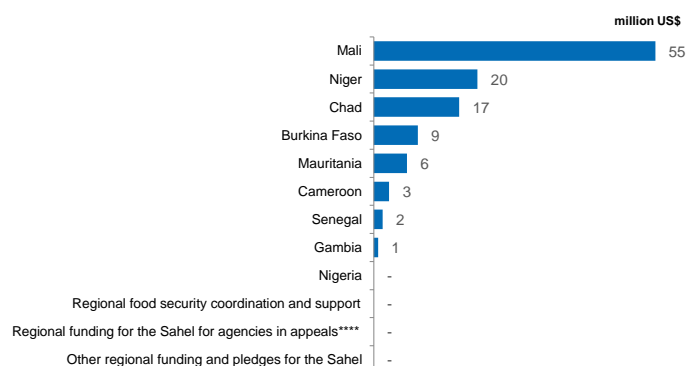


<https://docs.google.com/spreadsheet/pub?key=0AusGu5uwbt-dGY4Y0VFQWNOeUyQWNsXzFJT1YxMXc&single=true&gid=5&output=html>

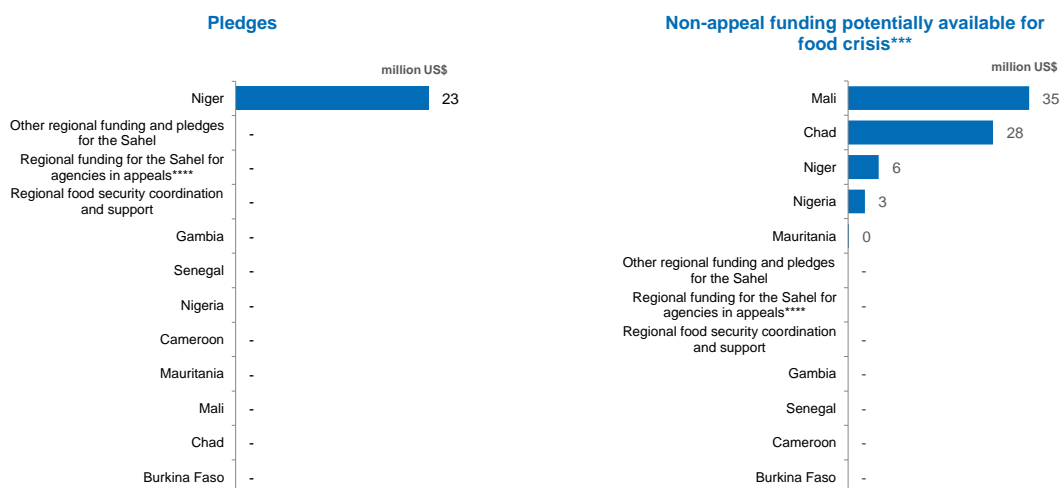
WATER AND SANITATION



SECTOR NOT YET SPECIFIED



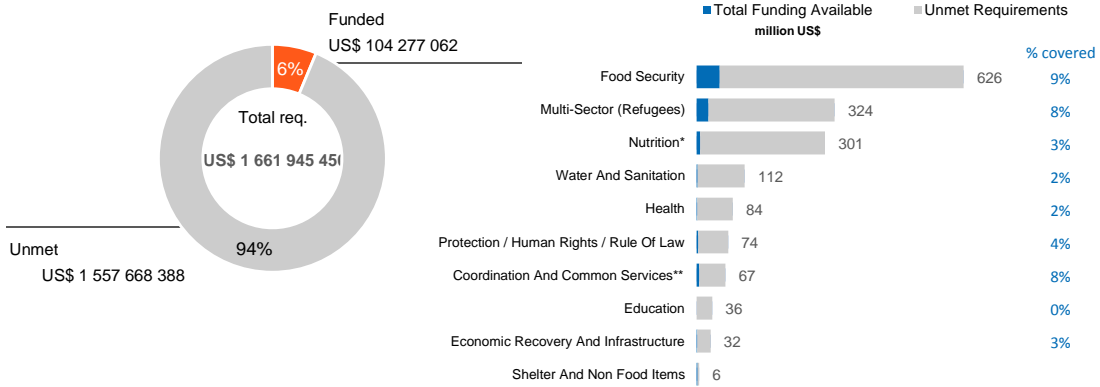
Pledges and Non-appeal funding potentially available for food crisis***



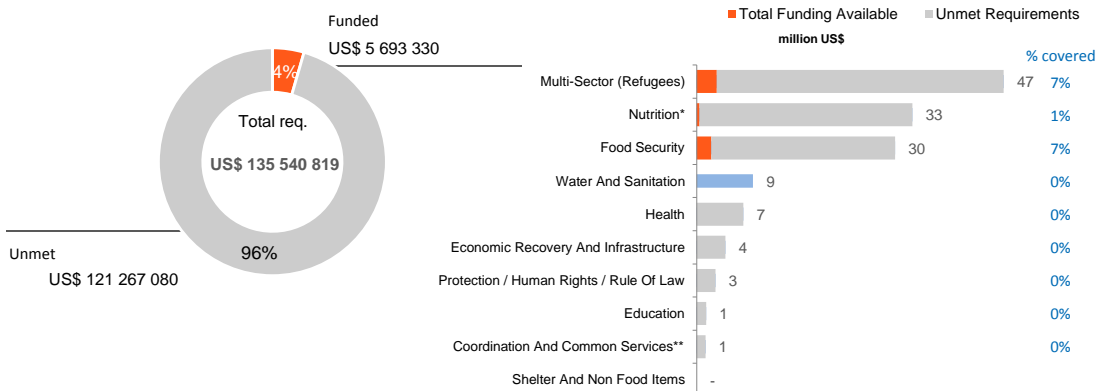
*** This column contains funding that will be reflected against the appropriate sectors/clusters when further information is provided.

<https://docs.google.com/spreadsheets/pub?key=DAiHzO7bP7kUtdFFPQnc4TDdBcnRmVHU4Z1JRT3paQkE&single=true&gid=5&output=html>

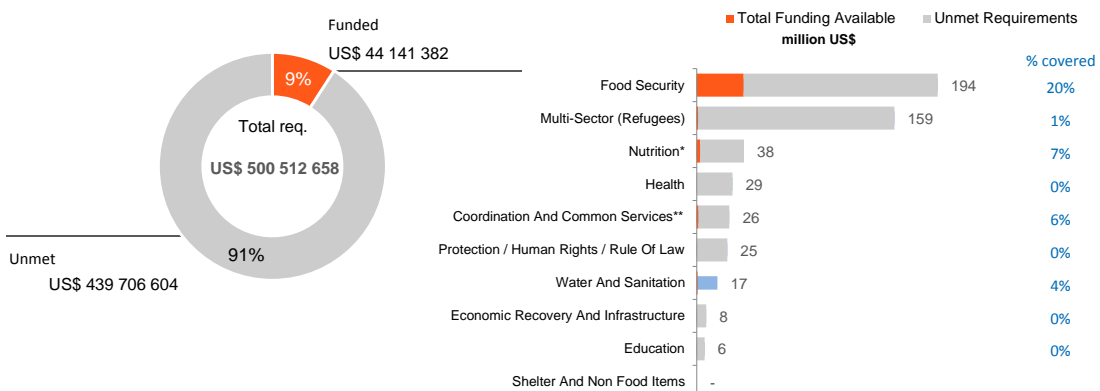
OVERVIEW



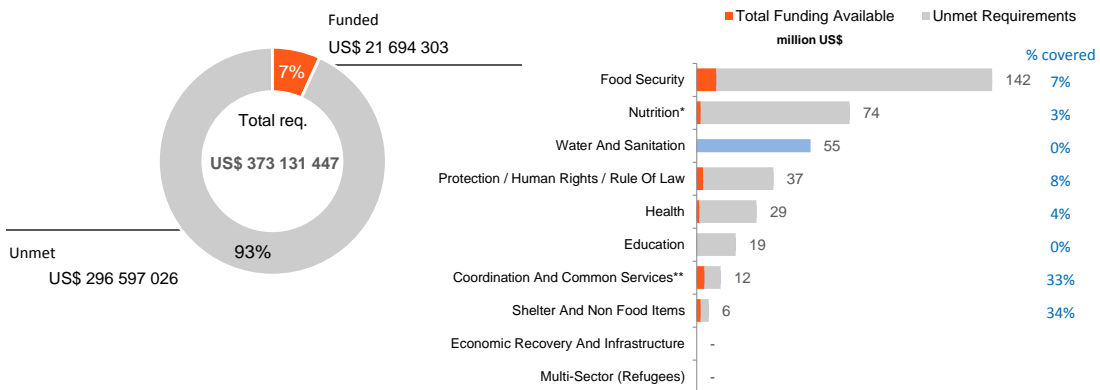
BURKINA FASO



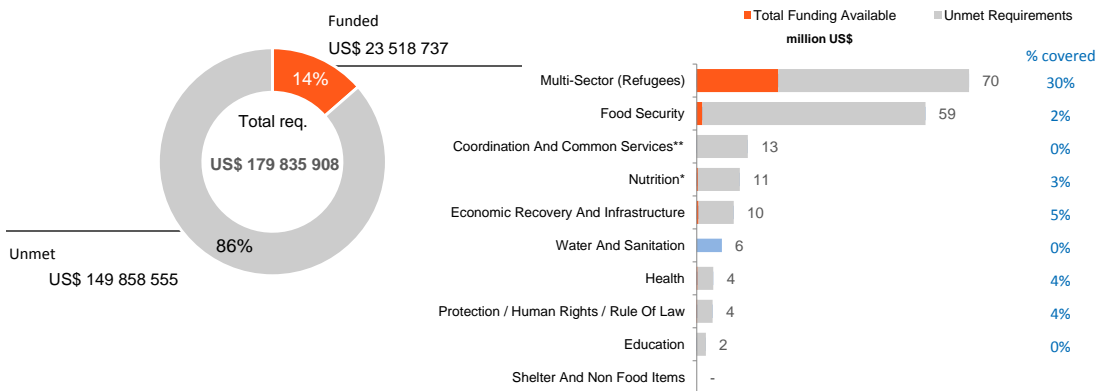
CHAD



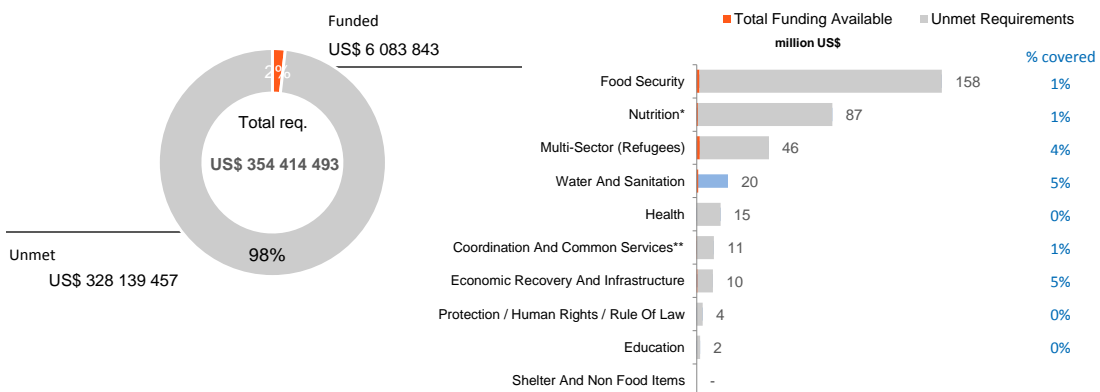
MALI



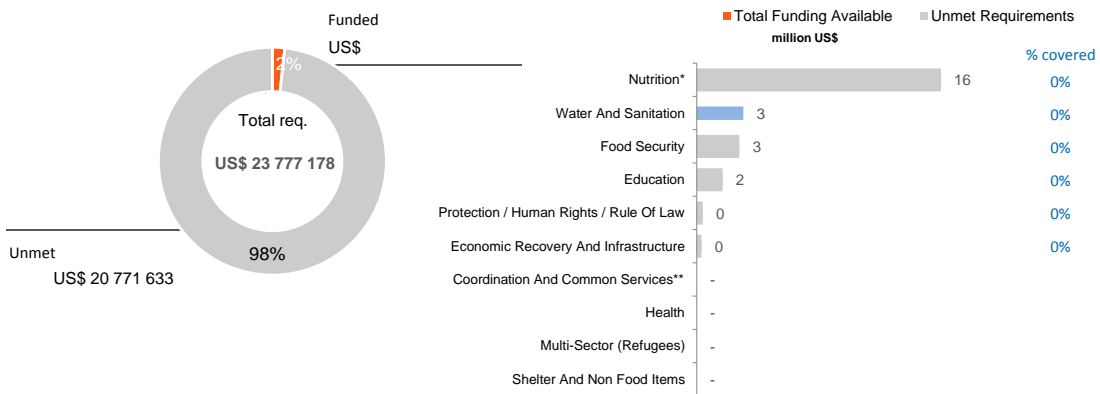
MAURITANIA



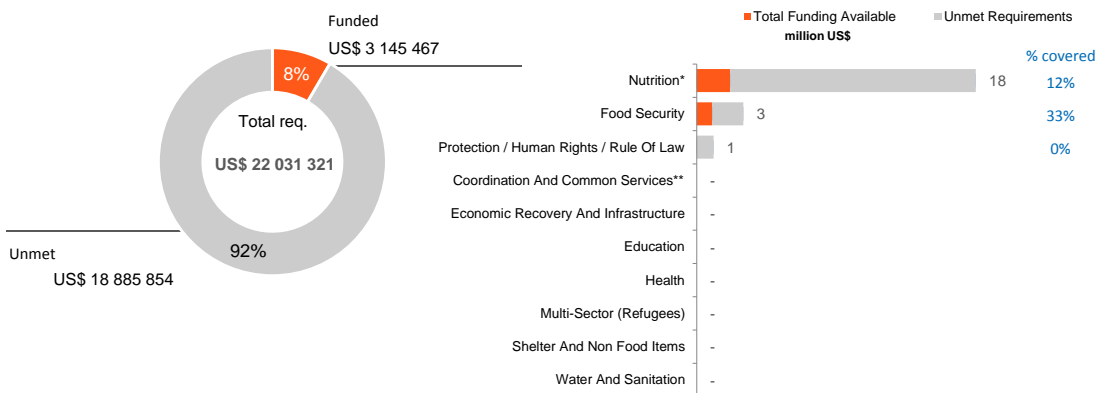
NIGER



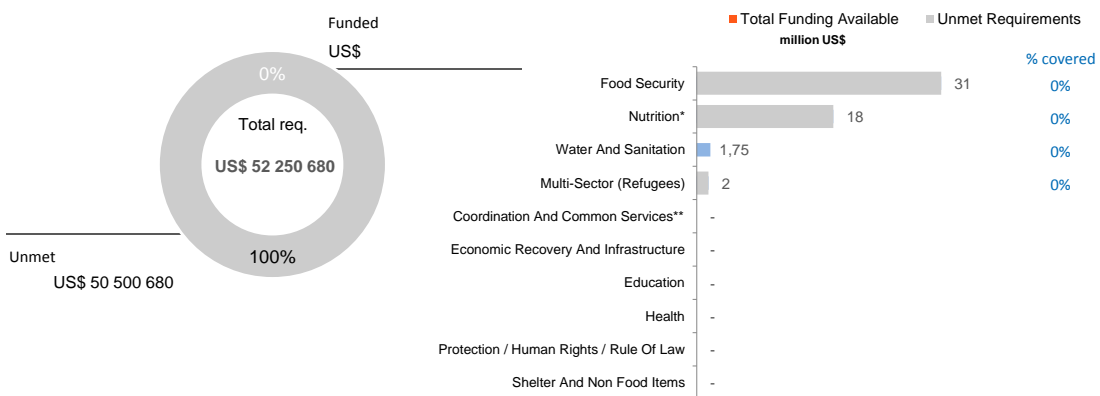
CAMEROON



NIGERIA

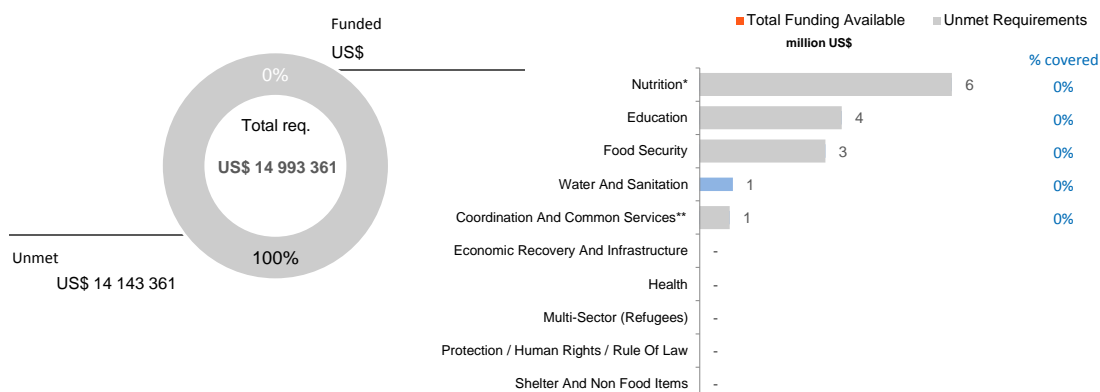


SENEGAL

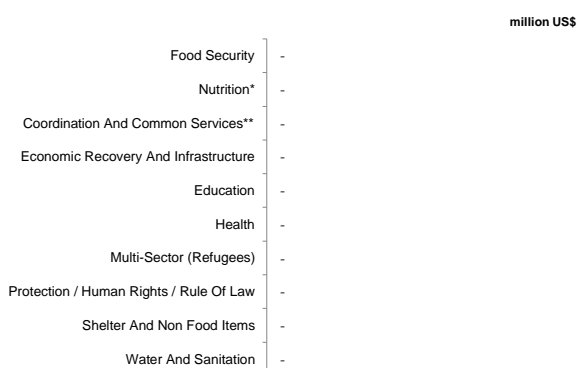


<https://docs.google.com/spreadsheet/pub?key=0AiHzO7bP7kUtdFFPQnc4TDDbcnRmVHU4Z1JRT3paQkE&single=true&gid=5&output=html>

THE GAMBIA



REGIONAL FUNDING FOR SAHEL FOOD INSECURITY CRISIS FOR AGENCIES IN APPEALS****



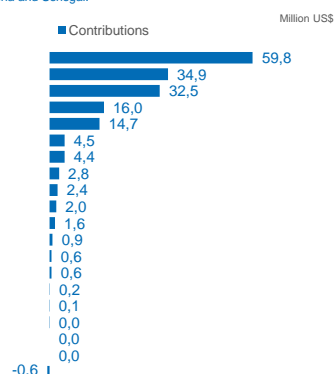
**** This row contains funding committed to UN Agencies but earmarked only for the Sahel food crisis. Country and sector breakdowns to be provided.

<https://docs.google.com/spreadsheets/pub?key=DAiHzO7bP7kUtdFFPQnc4TDdBcnRmVHU4Z1JRT3paQkE&single=true&gid=5&output=html>

Total Humanitarian Funding (In & Out of Appeal) to The Sahel 2013 (by Donor)

This includes funding for countries included in the Sahel strategy, namely Niger, Chad, Burkina Faso, Mauritania, Mali, Cameroon, Nigeria and Senegal.

Donor	Contributions	Pledges	%of total contributed
European Commission Humanitarian Aid Office	59 818 611	-	33,7%
United States of America	34 863 864	20 000 000	19,6%
United Kingdom	32 482 056	7 886 435	18,3%
Japan	16 026 846	-	9,0%
Central Emergency Response Fund	14 734 814	-	8,3%
Canada	4 477 612	3 482 587	2,5%
Germany	4 447 763	-	2,5%
Allocation of unearmarked funds by OCHA	2 836 436	-	1,6%
Spain	2 395 813	-	1,3%
Saudi Arabia (Kingdom of)	2 000 000	-	1,1%
Luxembourg	1 608 752	-	0,9%
Switzerland	917 927	-	0,5%
United Nations Development Programme	630 099	-	0,4%
France	621 891	-	0,4%
Czech Republic	158 814	-	0,1%
Private (individuals & organisations)	67 050	-	0,0%
Slovakia	27 137	-	0,0%
Austria	-	1 696 065	0,0%
Australia	-	3 121 748	0,0%
United Nations Dept of Safety and Security	-	630 099	-0,4%



OTHER Donors - - 0,0%

Total Humanitarian Funding (by Recipient Agencies)

This includes funding for agencies in the following appeal(s): Chad 2013, Niger 2013, Mauritania 2013, Burkina Faso 2013.

Agency	Requirement	Committed /Contributed	% funding coverage	Agency	Requirement	Committed /Contributed	% funding coverage
ACF - France	6 766 000	-	0%	Handicap International	4 454 340	995 025	22%
ACF - Spain	26 669 134	-	0%	Hilfe zur Selbsthilfe e.V.	2 744 100	-	0%
Action Contre la Faim	1 224 174	-	0%	Interchurch Organisation for Development Co-operation	2 697 189	-	0%
Action de Développement Durable en Afrique	1 198 506	-	0%	Intermon Oxfam	6 407 513	-	0%
Adventist Development and Relief Agency	237 100	-	0%	International Aid Services	1 013 250	-	0%
African First Aids	673 000	-	0%	International Emergency and Development Aid	2 413 289	-	0%
Aga Khan Foundation	1 103 284	-	0%	International Labour Organization	4 890 528	-	0%
Agency for Technical Cooperation and Development	12 609 771	3 077 979	24%	International Medical Corps UK	3 441 240	-	0%
Agronomes et Vétérinaires Sans Frontières	3 091 000	-	0%	International Organization for Migration	11 809 807	2 101 474	18%
Aide au Développement de la Médecine Traditionnelle	767 115	-	0%	International Rescue Committee	8 340 425	-	0%
Alliance Chrétienne pour la Coopération Economique et le Développement Social	259 122	-	0%	INTERSOS	4 441 669	-	0%
Arbeiter-Samariter-Bund Deutschland e.V	654 500	-	0%	Islamic Relief Worldwide	4 795 557	-	0%
Association des Conseillers Agricoles au Sahel	399 460	-	0%	Jesuit Refugee Service	153 539	-	0%
Association Jeunesse et Développement du Mali	392 868	-	0%	Jeunesse Espace Développement Multiforme	330 000	-	0%
Association Malienne pour le Suivi et l'Orientation des Pratiques Traditionnelles	277 366	-	0%	Lutheran World Federation	125 000	-	0%
Association Mauritanienne d'Aides aux Malades Indigents	96 300	-	0%	Lutheran World Relief	2 999 595	-	0%
Association Mauritanienne de Solidarité en faveur des Exclus	196 999	-	0%	Mali Red Cross	793 603	-	0%
Association Mauritanienne pour l'Auto Développement	574 262	-	0%	Médecins du Monde Belgium	4 515 000	2 405 060	53%
Association nigérienne pour le développement et la lutte contre la pauvreté au Niger	448 400	-	0%	Médecins du Monde France	1 543 722	-	0%
Association pour la protection de l'environnement en Mauritanie	267 717	-	0%	Medical Emergency Relief International	3 055 446	-	0%
Association pour le développement et la promotion des droits humains	105 000	-	0%	Medicos del Mundo	1 445 502	-	0%
Association pour le Développement Intégré du Guidimakha	734 484	-	0%	Netherlands Development Organisation	1 300 000	-	0%
Avocats Sans Frontières	1 000 000	-	0%	Oeuvre Malienne d'Aide à l'Enfance du Sahel	498 929	-	0%
CARE International	9 717 762	995 025	10%	Office for the Coordination of Humanitarian Affairs	14 136 104	3 875 397	27%
Caritas Développement Niger	268 000	-	0%	Office of the High Commissioner for Human Rights	1 106 353	85 707	8%
Catholic Relief Services	7 032 145	1 309 420	19%	ONG Actions	575 100	-	0%
Centre de Support en Santé Internationale	625 000	-	0%	ONG Association de l'Arbre	105 000	-	0%
Centro de Estudios Rurales y de Agricultura Internacional	234 908	-	0%	ONG Secours Net	95 500	-	0%
Christian Aid	652 700	-	0%	Organisation Humanitaire et de Développement	1 030 000	-	0%
Comitato Internazionale per lo Sviluppo dei Popoli	2 640 000	-	0%	Organisation Nigérienne pour le Développement à la base du potentiel Humain	385 797	-	0%
Comité de Coordination des ONG	200 000	-	0%	OXFAM GB	11 551 442	-	0%
Comunità Impegno Servizio Volontariato	1 159 886	-	0%	OXFAM International	11 010 067	-	0%
Concern Worldwide	3 803 300	-	0%	Plan International	10 709 933	-	0%
Cooperació	250 000	-	0%	Plan Mali	3 971 666	-	0%
Cooperazione Internazionale - COOPI	4 477 752	-	0%	Première Urgence - Aide Médicale Internationale	7 301 000	-	0%
Deutsche Welthungerhilfe e.V. (German Agro Action)	3 777 941	1 356 852	36%	Protection de l'environnement et de l'écosystème	550 000	-	0%
Eau Vive	825 702	-	0%	Réseau Mauritanien pour l'Éducation pour Tous	80 000	-	0%
Eco-développement	58 850	-	0%	Right to Play	917 423	-	0%
Ecole Saine, Ménage Sain	263 097	-	0%	Samaritan's Purse	185 000	-	0%
El Ghad Essihî pour le Développement et la Protection de l'Environnement en Mauritanie	457 000	-	0%	Santé Diabète	546 250	-	0%
Emergency Response Fund (OCHA)	-	-	0%	Santé Education Environnement pour Tous	256 500	-	0%
Ensemble pour la Solidarité et le Développement	698 934	-	0%	Santé et Développement	1 341 574	-	0%
Fédération nationale des organisations paysannes	55 180	-	0%	Save the Children	29 191 134	135 685	0%
Fonds de Solidarité Nationale	1 236 414	-	0%	Sini Sanuman	481 500	-	0%
Food & Agriculture Organization of the United Nations	93 171 556	1 963 637	2%	Solidarités International	21 535 255	1 628 223	8%
forMVD (pour une Mauritanie verte et démocratique)	34 000	-	0%	SOS Sahel International	384 695	-	0%
French Red Cross	891 094	-	0%	SOS Sahel International Niger	182 050	-	0%
GOAL	1 978 757	-	0%	Tenmya - Centre des Innovations pour le Développement	932 890	-	0%
Groupe d'Action et de Recherche pour le Développement Local	332 285	-	0%	Terre Des Hommes	2 452 800	-	0%
Groupe de Recherche et de Réalisations pour le Développement Rural	615 147	-	0%	The Alliance for International Medical Action	3 566 933	-	0%

Total Humanitarian Funding (by Recipient Agencies)

This includes funding for agencies in the following appeal(s): Chad 2013, Niger 2013, Mauritania 2013, Burkina Faso 2013.

Agency	Requirement	Committed /contributed	% funding coverage
Union Nationale des Associations Diocésaines de Secours et Développement	315 900	-	0%
United Nations Children's Fund	215 238 944	5 539 474	3%
United Nations Dept of Safety and Security	2 590 643	630 099	24%
United Nations Development Programme	10 432 910	-	0%
United Nations Entity for Gender Equality and the Empowerment of Women	5 455 400	-	0%
United Nations High Commissioner for Refugees	261 240 911	26 400 835	10%
United Nations Joint Programme on HIV/AIDS	1 674 000	-	0%
United Nations Population Fund	10 421 393	334 568	3%
Vétérinaires sans Frontières (Belgium)	1 874 948	-	0%
WaterAid	365 254	-	0%
World Food Programme	586 842 341	46 682 837	8%
World Health Organization	44 503 584	619 273	1%
World Vision International	3 474 978	-	0%
World Vision Mali	-	-	0%
World Vision USA	3 751 370	995 025	27%
Yam Giribolo Tumo - Association pour la promotion féminine	359 768	-	0%

Agency	Requirement	Committed /contributed	% funding coverage
--------	-------------	------------------------	--------------------

ENGLISH

Countries	Overall Requirements US\$	Total Funding Available US\$	% Funded	Unmet Requirements US\$	Additional commitments (outside appeals) US\$	Total funding in and out of Appeals US\$	Pledges US\$
	A	B	C=B/A	D=A-B	E	F=B+E	G
Burkina Faso	135 540 819	5 693 330	4%	129 847 489	-	5 693 330	-
Chad	500 512 658	44 141 382	9%	456 371 276	28 341 427	72 482 809	-
Mali	373 131 447	21 694 303	6%	351 437 144	35 358 141	57 052 444	-
Mauritania	179 835 908	23 518 737	13%	156 317 171	203 528	23 722 265	-
Niger	354 414 493	6 083 843	2%	348 330 650	6 019 262	12 103 105	23 121 748
Gambia	14 993 361	-	0%	14 993 361	-	-	-
Senegal	52 250 680	-	0%	52 250 680	-	-	-
Cameroon	23 777 178	-	0%	23 777 178	-	-	-
Nigeria	22 031 321	3 145 467	14%	18 885 854	3 285 966	6 431 433	-
Regional food security coordination and support	5 457 585	-	-	5 457 585	-	-	-
Regional funding	-	-	-	-	-	-	-
Total	1 661 945 450	104 277 062	6%	1 557 668 388	73 208 324	177 485 386	23 121 748

Français

Pays	Financements demandés US\$	Financements disponibles US\$	% Financés	Non financés US\$	Engagements additionnels (en dehors des appels) US\$	Financement Global US\$	Promesses non engagées US\$
	A	B	C=B/A	D=A-B	E	F=B+E	G
Burkina Faso	135 540 819	5 693 330	4%	129 847 489	-	5 693 330	-
Chad	500 512 658	44 141 382	9%	456 371 276	28 341 427	72 482 809	-
Mali	373 131 447	21 694 303	6%	351 437 144	35 358 141	57 052 444	-
Mauritanie	179 835 908	23 518 737	13%	156 317 171	203 528	23 722 265	-
Niger	354 414 493	6 083 843	2%	348 330 650	6 019 262	12 103 105	23 121 748
Cameroun	14 993 361	-	0%	14 993 361	-	-	-
Nigeria	52 250 680	-	0%	52 250 680	-	-	-
Senegal	23 777 178	-	0%	23 777 178	-	-	-
Gambie	22 031 321	3 145 467	14%	18 885 854	3 285 966	6 431 433	-
Coordination régionale de la sécurité alimentaire	5 457 585	-	-	5 457 585	-	-	-
Financement Régionale	-	-	-	-	-	-	-
Total	1 661 945 450	104 277 062	6%	1 557 668 388	73 208 324	177 485 386	23 121 748

SAHEL CRISIS 2013: Funding per Cluster by Country as of 8 March 2013



Based on Total Humanitarian Funding (In & Out of Appeal)

Source: Financial Tracking Service, <http://fts.unocha.org>

Country Sector/Cluster	Requirement (US\$)	Funding (US\$)	Coverage	Unmet Requirement (US\$)
Burkina Faso	135 540 819	5 693 330	4%	129 847 489
Multi-Sector (Refugees)	46 784 130	3 053 968	7%	43 730 162
Nutrition*	32 845 903	412 015	1%	32 433 888
Food Security	30 226 092	2 227 347	7%	27 998 745
Water And Sanitation	8 580 409	-	0%	8 580 409
Health	7 116 962	-	0%	7 116 962
Economic Recovery And Infrastructure	4 358 151	-	0%	4 358 151
Protection / Human Rights / Rule Of Law	2 846 601	-	0%	2 846 601
Education	1 443 430	-	0%	1 443 430
Coordination And Common Services**	1 339 141	-	0%	1 339 141
Chad	500 512 658	44 141 382	9%	456 371 276
Food Security	193 662 932	37 793 686	20%	155 869 246
Multi-Sector (Refugees)	158 893 426	1 298 701	1%	157 594 725
Nutrition*	37 927 946	2 813 963	7%	35 113 983
Health	28 681 269	-	0%	28 681 269
Coordination And Common Services**	26 249 154	1 538 432	6%	24 710 722
Protection / Human Rights / Rule Of Law	24 506 509	-	0%	24 506 509
Water And Sanitation	16 664 672	696 600	4%	15 968 072
Economic Recovery And Infrastructure	7 710 610	-	0%	7 710 610
Education	6 216 140	-	0%	6 216 140
Mali	373 131 447	21 694 303	6%	351 437 144
Food Security	142 492 146	9 574 991	7%	132 917 155
Nutrition*	73 766 627	1 909 690	3%	71 856 937
Water And Sanitation	54 840 118	-	0%	54 840 118
Protection / Human Rights / Rule Of Law	36 994 652	3 096 499	8%	33 898 153
Health	28 885 768	1 293 782	4%	27 591 986
Education	18 784 515	-	0%	18 784 515
Coordination And Common Services**	11 506 133	3 819 341	33%	7 686 792
Shelter And Non Food Items	5 861 488	2 000 000	34%	3 861 488
Mauritania	179 835 908	23 518 737	13%	156 317 171
Multi-Sector (Refugees)	70 029 953	20 993 995	30%	49 035 958
Food Security	58 858 535	1 431 161	2%	57 427 374
Coordination And Common Services**	13 169 263	-	0%	13 169 263
Nutrition*	11 053 397	315 371	3%	10 738 026
Economic Recovery And Infrastructure	9 519 653	445 108	5%	9 074 545
Water And Sanitation	6 458 616	-	0%	6 458 616

SAHEL CRISIS 2013: Funding per Cluster by Country as of 8 March 2013



Based on Total Humanitarian Funding (In & Out of Appeal)

Source: Financial Tracking Service, <http://fts.unocha.org>

Country Sector/Cluster	Requirement (US\$)	Funding (US\$)	Coverage	Unmet Requirement (US\$)
Health	4 282 090	174 165	4%	4 107 925
Protection / Human Rights / Rule Of Law	4 103 203	158 937	4%	3 944 266
Education	2 361 198	-	0%	2 361 198
Niger	354 414 493	6 083 843	2%	348 330 650
Food Security	157 666 927	1 805 778	1%	155 861 149
Nutrition*	87 276 038	690 559	1%	86 585 479
Multi-Sector (Refugees)	46 346 137	1 964 880	4%	44 381 257
Water And Sanitation	20 191 193	995 025	5%	19 196 168
Health	15 307 695	-	0%	15 307 695
Coordination And Common Services**	11 095 502	127 641	1%	10 967 861
Economic Recovery And Infrastructure	10 465 179	499 960	5%	9 965 219
Protection / Human Rights / Rule Of Law	3 820 774	-	0%	3 820 774
Education	2 245 048	-	0%	2 245 048
Cameroon	23 777 178	-	0%	23 777 178
Nutrition*	15 692 888	-	0%	15 692 888
Water And Sanitation	3 005 545	-	0%	3 005 545
Food Security	2 738 677	-	0%	2 738 677
Education	1 660 068	-	0%	1 660 068
Protection / Human Rights / Rule Of Law	380 000	-	0%	380 000
Economic Recovery And Infrastructure	300 000	-	0%	300 000
Nigeria	22 031 321	3 145 467	14%	18 885 854
Nutrition*	17 951 321	2 150 087	12%	15 801 234
Food Security	3 000 000	995 380	33%	2 004 620
Protection / Human Rights / Rule Of Law	1 080 000	-	0%	1 080 000
Senegal	52 250 680	-	0%	52 250 680
Food Security	31 430 160	-	0%	31 430 160
Nutrition*	17 570 520	-	0%	17 570 520
Water And Sanitation	1 750 000	-	0%	1 750 000
Multi-Sector (Refugees)	1 500 000	-	0%	1 500 000
Gambia	14 993 361	-	0%	14 993 361
Nutrition*	6 487 861	-	0%	6 487 861
Education	3 654 500	-	0%	3 654 500
Food Security	3 230 000	-	0%	3 230 000
Water And Sanitation	850 000	-	0%	850 000
Coordination And Common Services**	771 000	-	0%	771 000