

SAHEL CRISIS 2012: FUNDING STATUS as of 03 August 2012

All Figures in US\$

Source: Financial Tracking Service, <http://fts.unocha.org>

REQUIREMENT

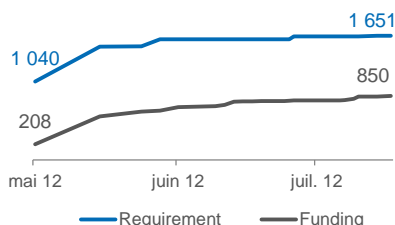
1 651 million

FUNDING

850 million

UNMET REQUIREMENT

801 million



51%

5 CONSOLIDATED APPEALS

- Burkina Faso 2012
- Chad 2012
- Mauritanie 2012
- Niger 2012
- Mali 2012

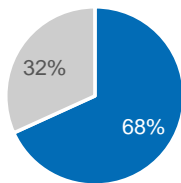
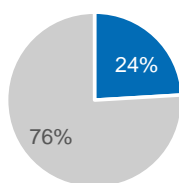
TOTAL POPULATION AFFECTED OR AT RISK
AMOUNT REQUESTED PER PERSON (US\$)

19 million
88

FUNDING STATUS PER SECTOR

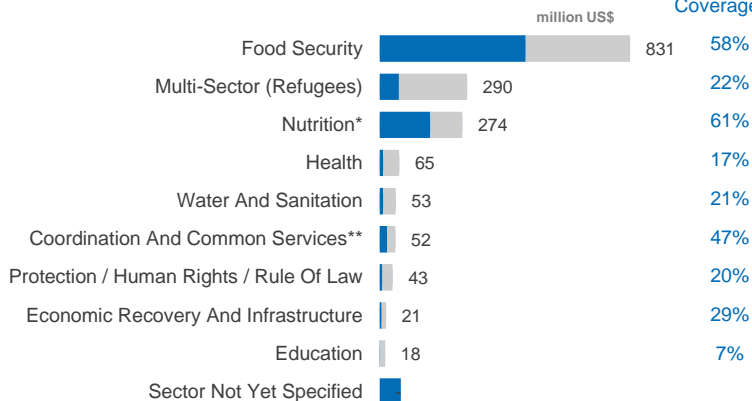
AGRICULTURE

FOOD ASSISTANCE



Proportion of funding available under the Food Security Cluster for Agriculture and Food Assistance for countries with CAP (Burkina Faso, Chad, Mali, Mauritanie, Niger)

Total Funding Available Unmet Requirements Coverage



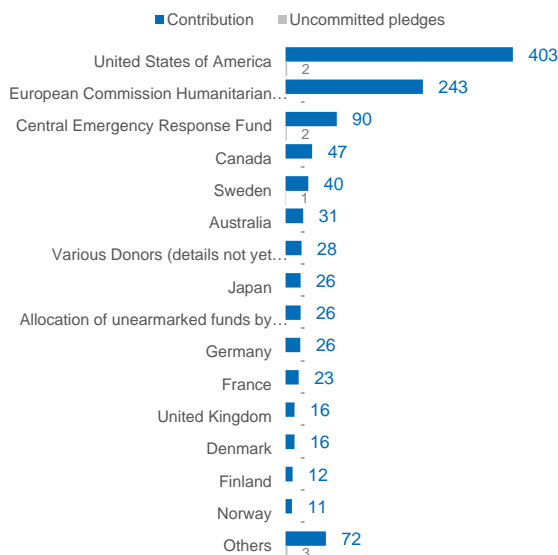
* For Senegal, the requirements and funding in this section include both health and nutrition. In Senegal, the breakdown is: Health \$1,284,107 and Nutrition \$9,539,150.

** For ease of presentation, Coordination, Logistics, and Emergency Telecommunications have been combined in this section. For details on projects in these clusters, please see the individual appeal pages at: <http://fts.unocha.org/pageloader.aspx?page=emerg-emergencies§ion=CE&year=2012>

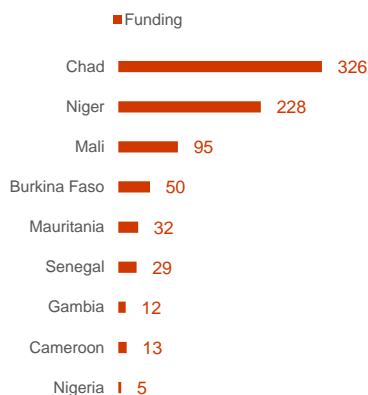
of DONOR COUNTRIES: 53

For countries included in the Sahel strategy, namely Niger, Chad, Burkina Faso, Mauritanie, Mali, Cameroon, Nigeria, Senegal and The Gambia

DONOR COUNTRIES



DESTINATION COUNTRIES

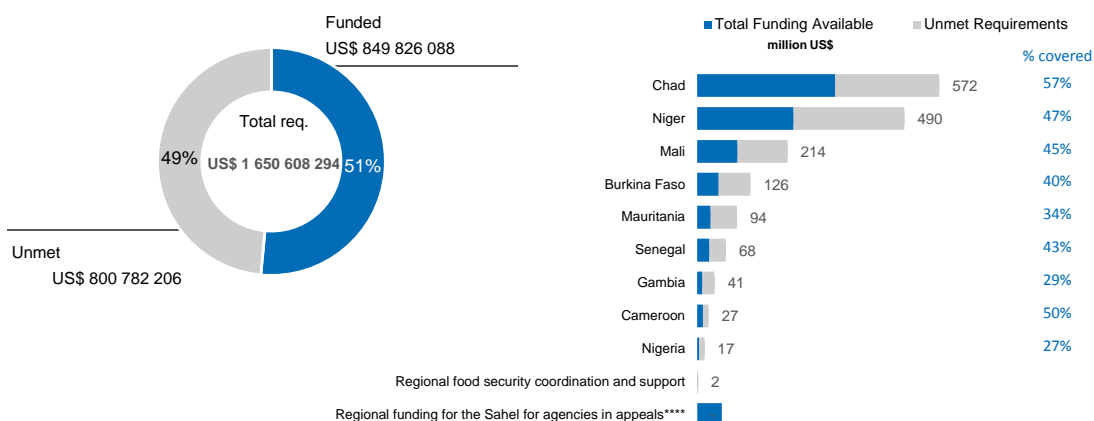


of RECIPIENT ORGANISATIONS: 94

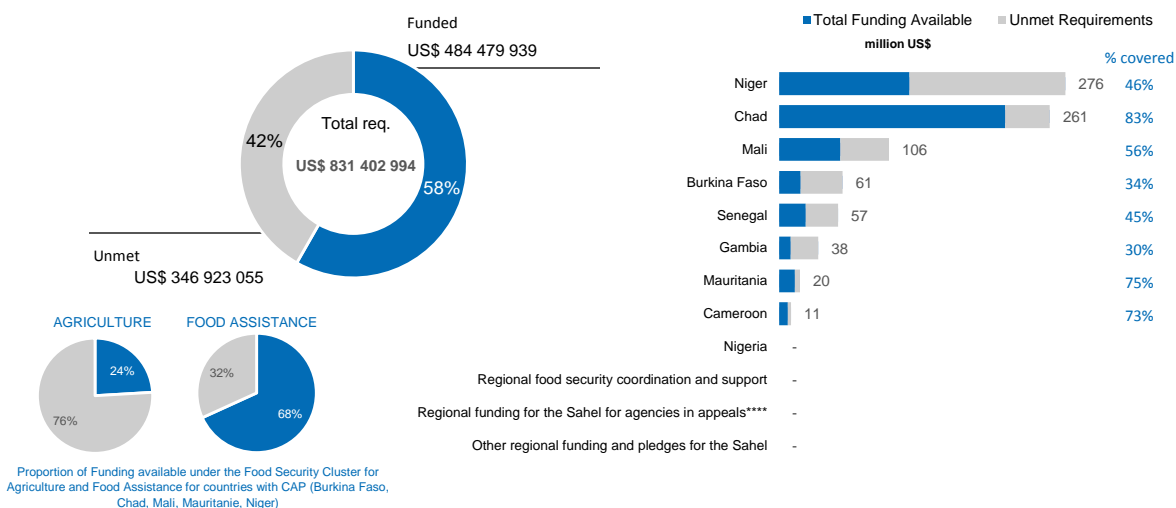
For agencies in the following appeal(s): Burkina Faso 2012, Chad 2012, Mali 2012, Mauritanie 2012 and Niger 2012,

<https://docs.google.com/spreadsheet/pub?key=0AiHz07bP7kUtdFFPQnc4TDdBcnRmVHU4Z1JRT3paQkE&single=true&gid=5&output=html>

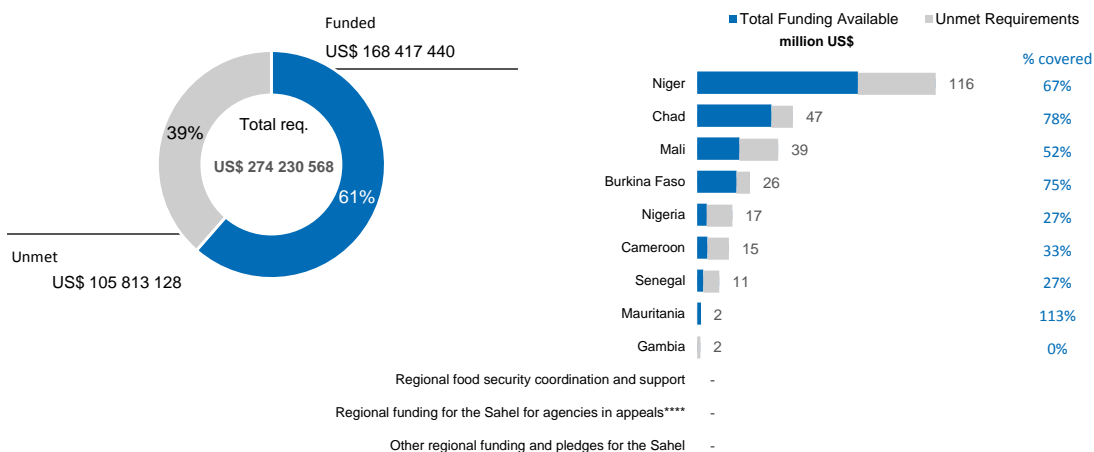
OVERVIEW



FOOD SECURITY



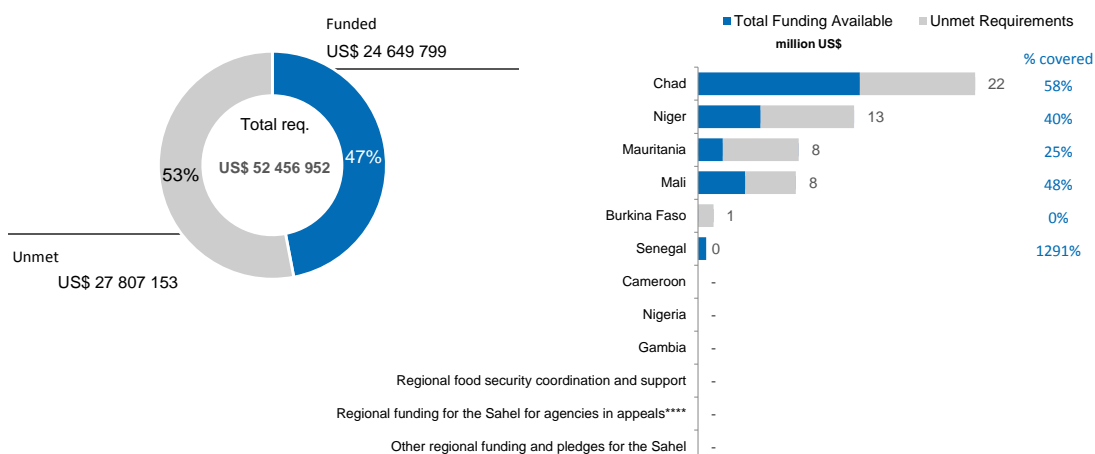
NUTRITION



* For Senegal, the requirements and funding in this section include both health and nutrition. In Senegal, the breakdown is: Health \$1,284,107 and Nutrition \$9,539,150.

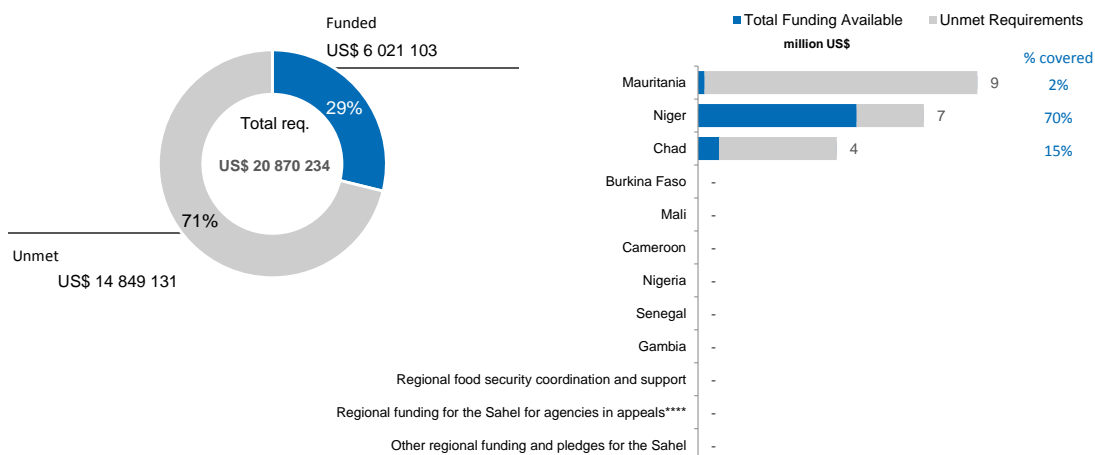
<https://docs.google.com/spreadsheet/pub?key=0AiHzO7bP7kUtdFFPQnc4TDdBcnRmVHU4Z1JRT3paQkE&single=true&gid=5&output=html>

COORDINATION AND COMMON SERVICES**

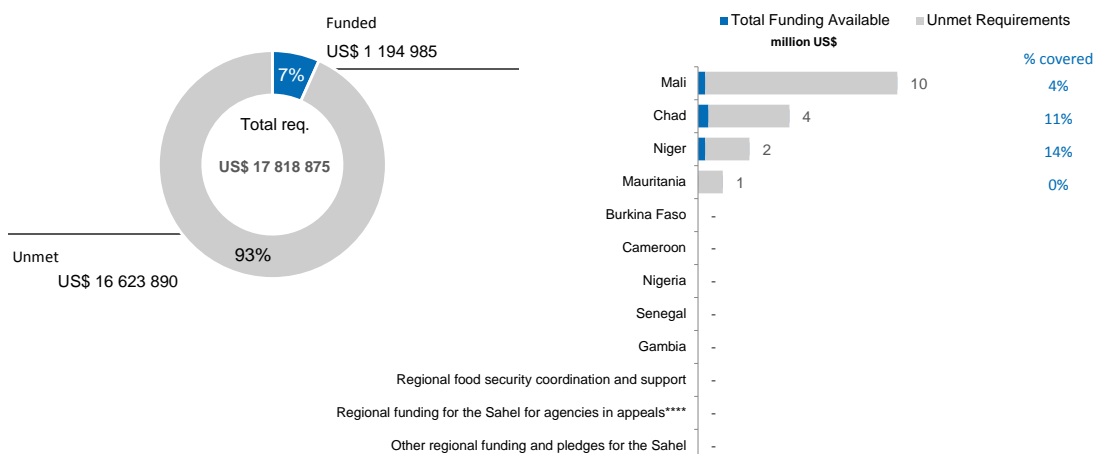


** For ease of presentation, Coordination, Logistics, and Emergency Telecommunications have been combined in this section. For details on projects in these clusters, please see the individual appeal pages at: <http://fts.unocha.org/pagelocator.aspx?page=emergency§ion=CE&year=2012>

ECONOMIC RECOVERY AND INFRASTRUCTURE

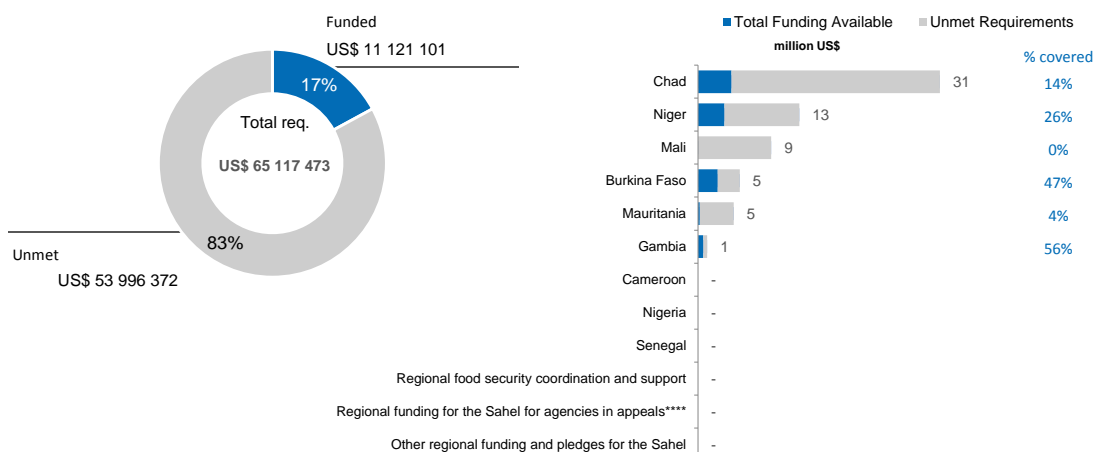


EDUCATION

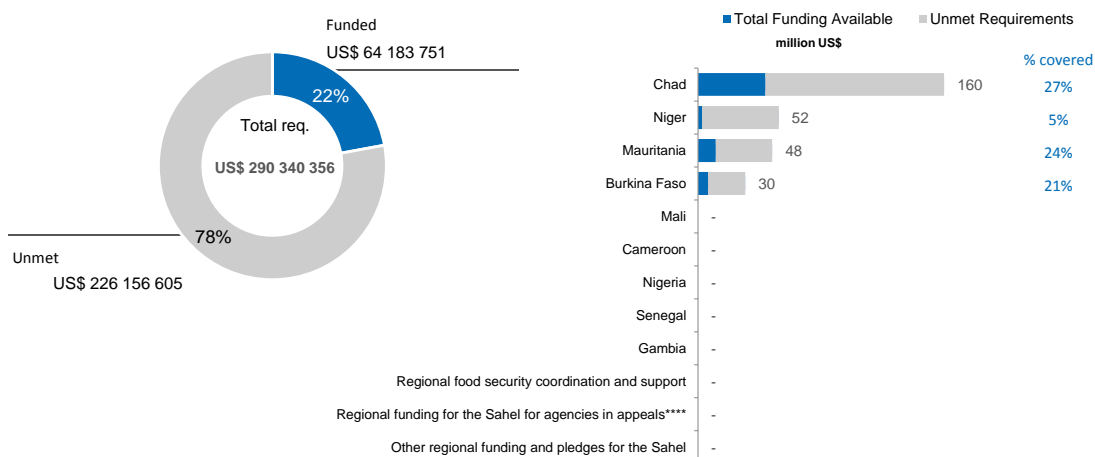


<https://docs.google.com/spreadsheet/pub?key=0AiHzO7bP7kUtdFFPQnc4TDdBcnRmVHU4Z1JRT3paQkE&single=true&gid=5&output=html>

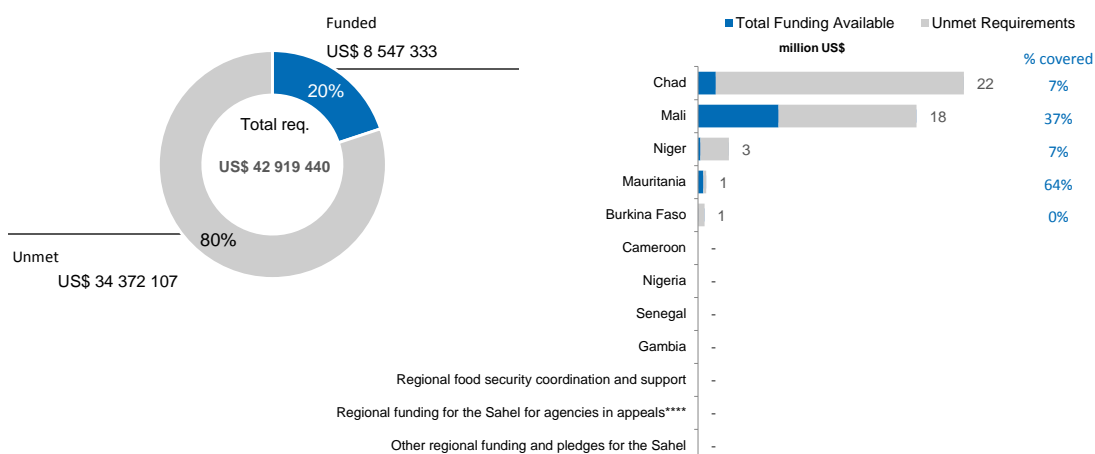
HEALTH



MULTI-SECTOR (Refugees)

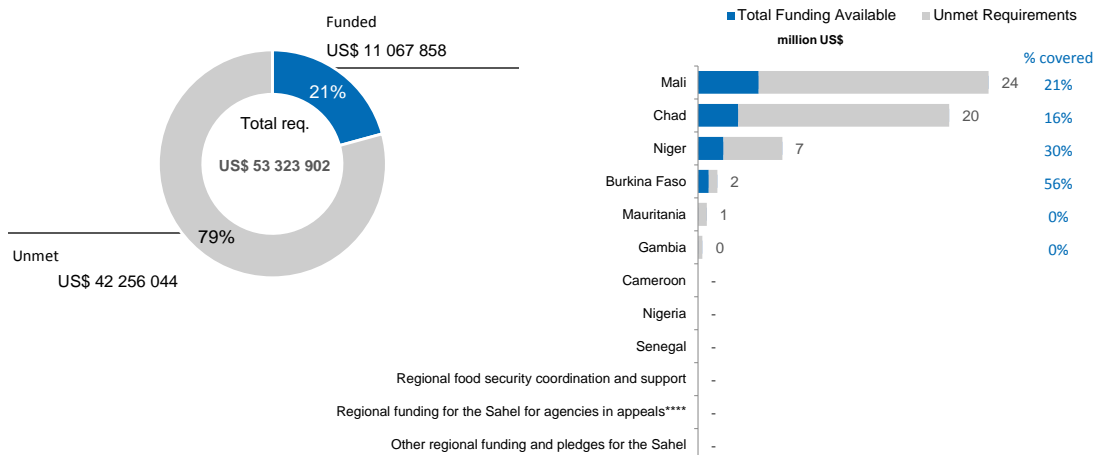


PROTECTION / HUMAN RIGHTS / RULE OF LAW

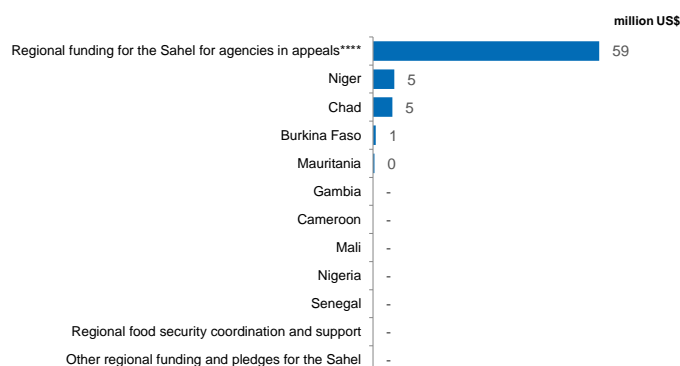


<https://docs.google.com/spreadsheet/pub?key=0AiHz07bP7kUtdFFPQnc4TDdBcnRmVHU4Z1JRT3paQkE&single=true&gid=5&output=html>

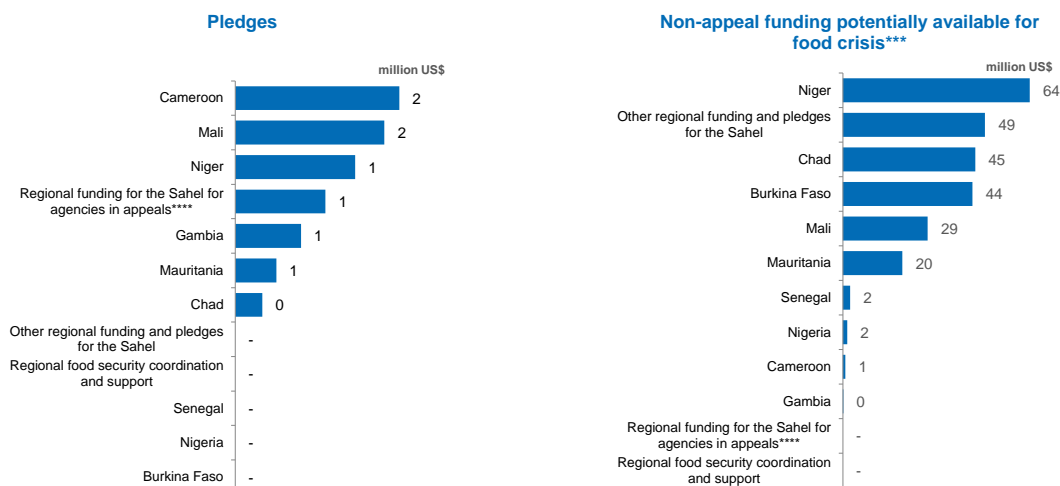
WATER AND SANITATION



SECTOR NOT YET SPECIFIED



Pledges and Non-appeal funding potentially available for food crisis***

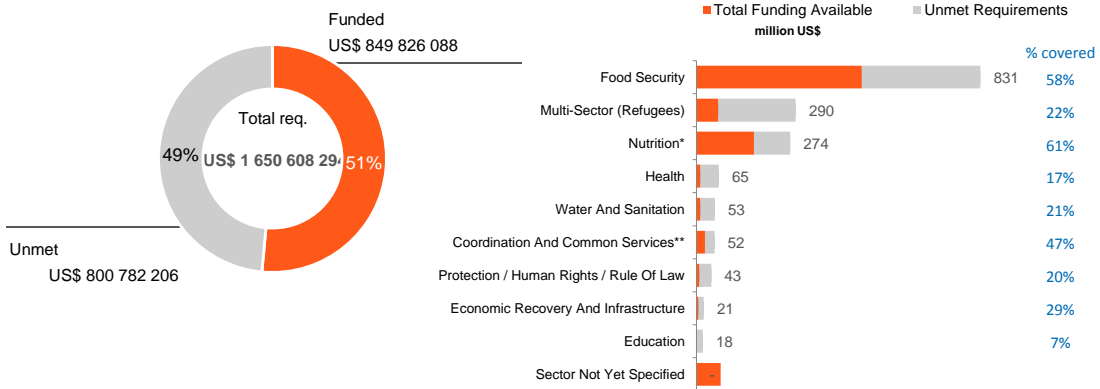


*** This column contains funding that will be reflected against the appropriate sectors/clusters when further information is provided.

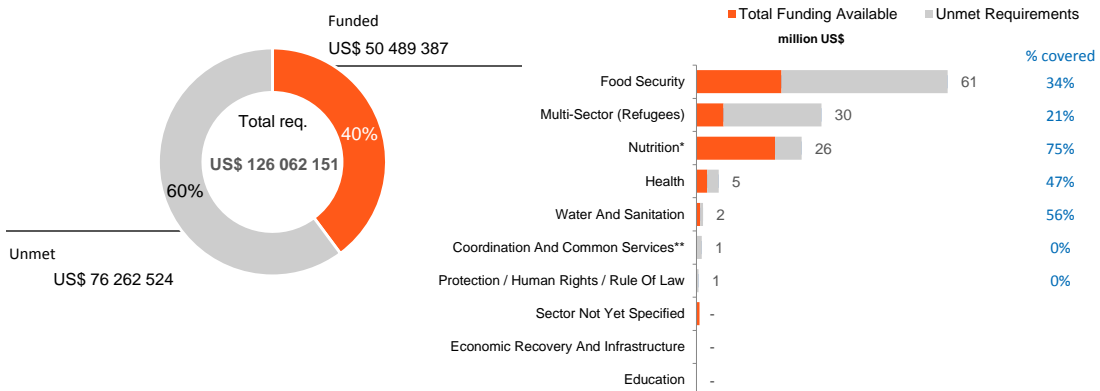
<https://docs.google.com/spreadsheet/pub?key=0AiHzO7bP7kUtdFFPQnc4TDdBcnRmVHU4Z1JRT3paQkE&single=true&gid=5&output=html>

<https://docs.google.com/spreadsheet/pub?key=0AiHzO7bP7kUtdFFPQnc4TDdBcnRmVHU4Z1JRT3paQkE&single=true&gid=5&output=html>

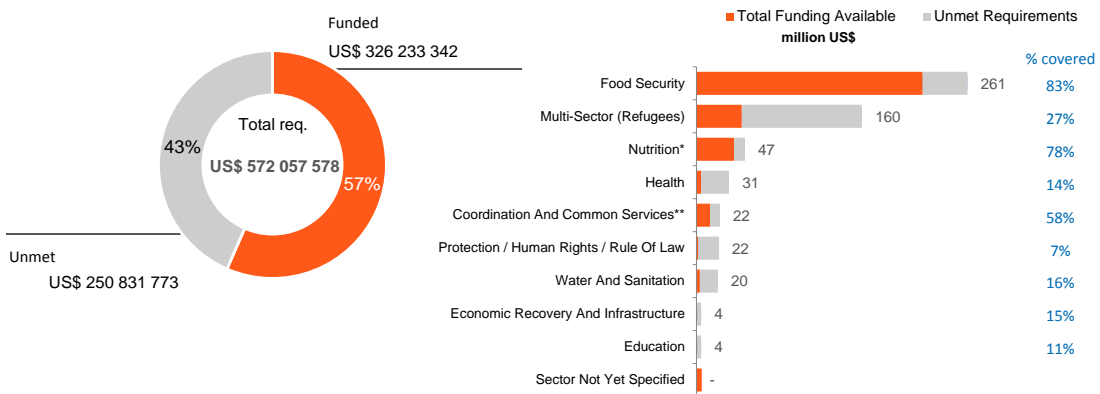
OVERVIEW



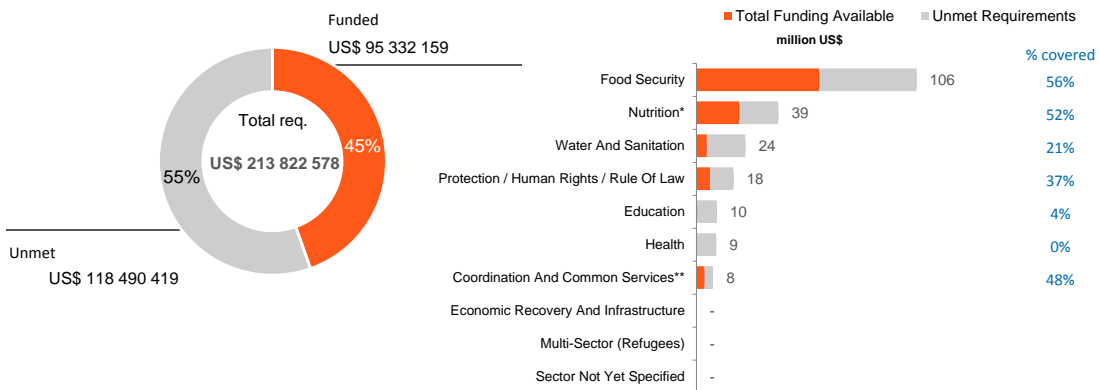
BURKINA FASO



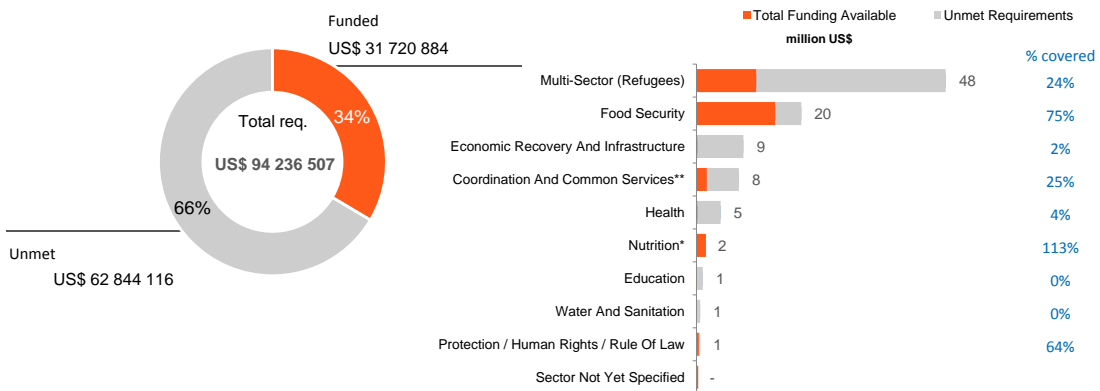
CHAD



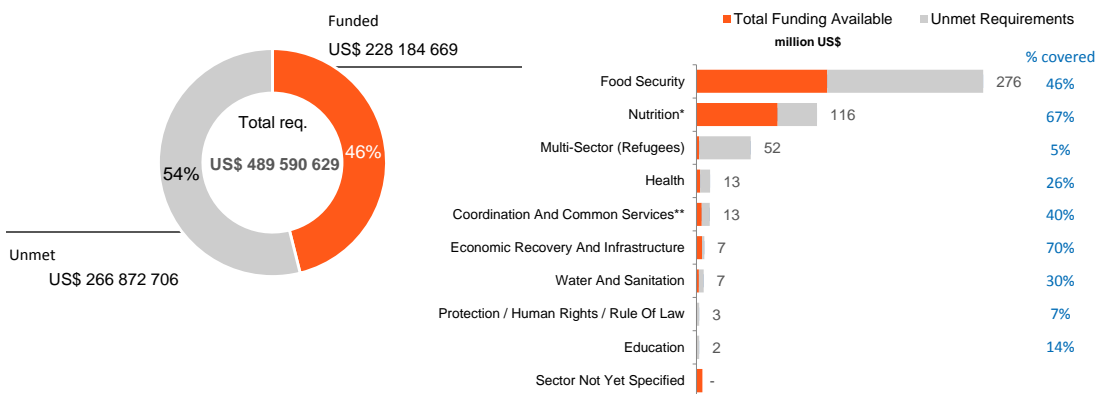
MALI



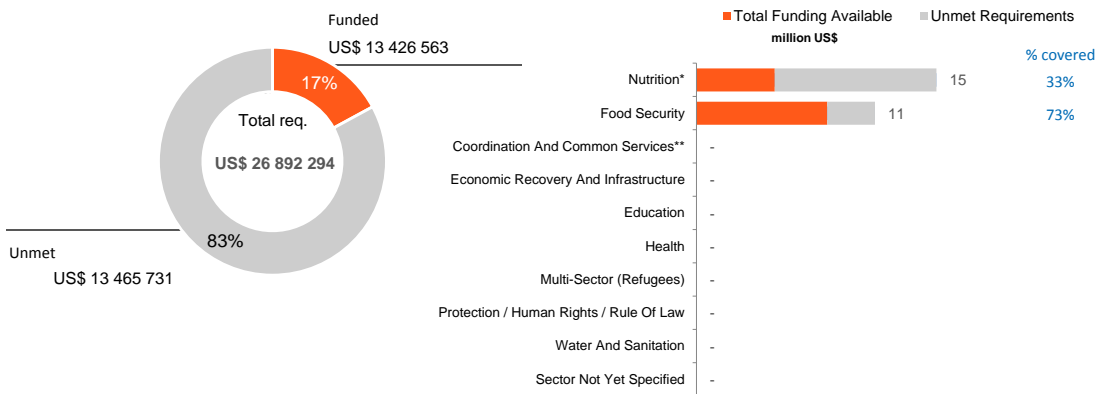
MAURITANIA



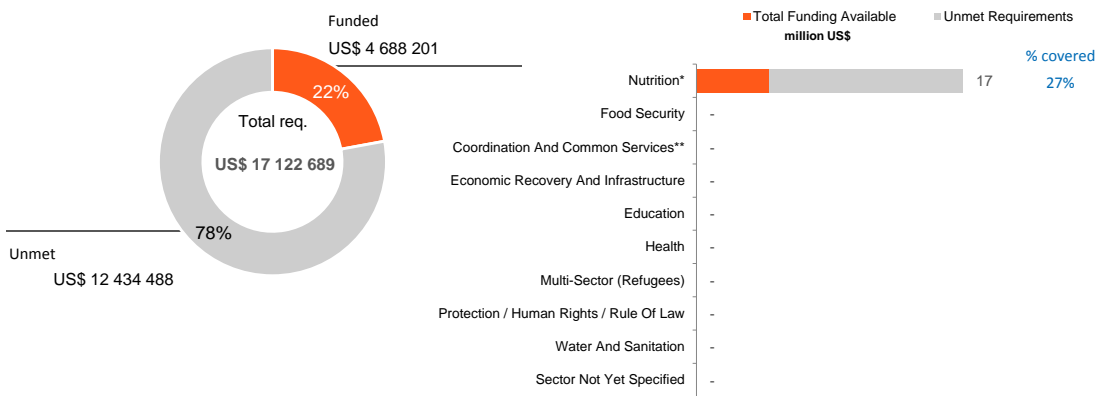
NIGER



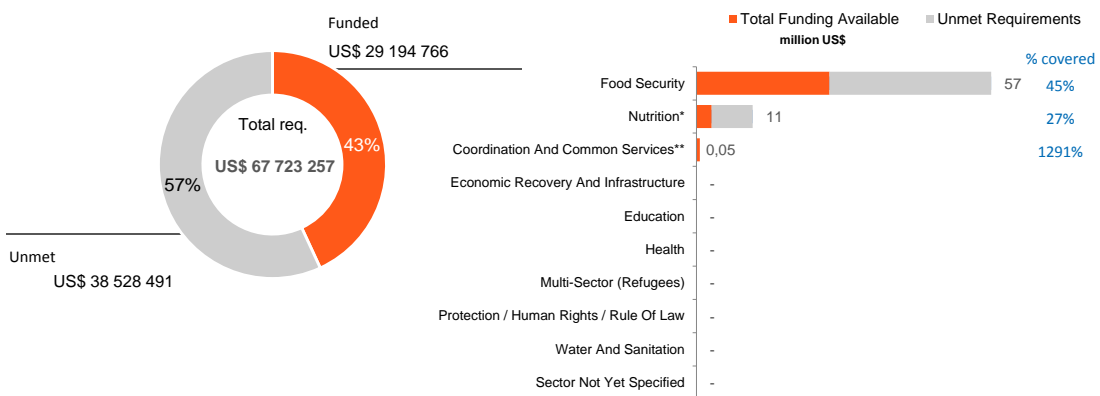
CAMEROON



NIGERIA

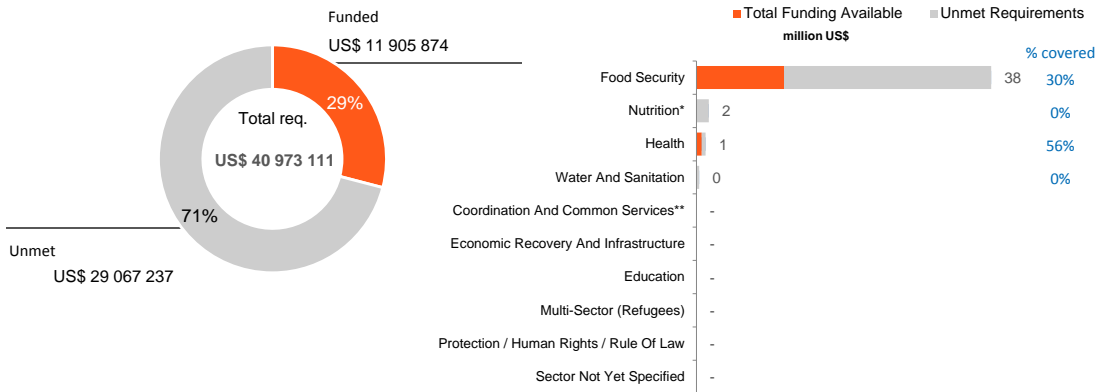


SENEGAL



<https://docs.google.com/spreadsheet/pub?key=0AiHzO7bP7kUtdFFPQnc4TDdBcnRmVHU4Z1JRT3paQkE&single=true&gid=5&output=html>

THE GAMBIA



REGIONAL FUNDING FOR SAHEL FOOD INSECURITY CRISIS FOR AGENCIES IN APPEALS****



**** This row contains funding committed to UN Agencies but earmarked only for the Sahel food crisis. Country and sector breakdowns to be provided.

FUNDING FOR THE SAHEL 2012 as of 03 August 2012



<https://docs.google.com/spreadsheet/pub?key=0AiHzO7bP7kUtdFFPQnc4TDdBcnRmVHU4Z1JRT3paQkE&single=true&gid=5&output=html>

This includes funding for countries included in the Sahel strategy, namely Niger, Chad, Burkina Faso, Mauritania, Mali, Cameroon, Nigeria and Senegal.

Donor	Contributions	Pledges	%of total contributed	■ Contributions	Million US\$
United States of America	403 221 998	2 318 110	36,3%	403,2	

FUNDING FOR THE SAHEL 2012 as of 03 August 2012



<https://docs.google.com/spreadsheet/pub?key=0AiHzO7bP7kUtdFFPQnc4TDdBcnRmVHU4Z1JRT3paQkE&single=true&gid=5&output=html>

European Commission Humanitarian Aid Office	243 336 187	-	21,9%	243,3
Central Emergency Response Fund	90 396 897	2 000 000	8,1%	90,4
Canada	46 921 711	-	4,2%	46,9
Sweden	40 103 418	753 114	3,6%	40,1
Australia	31 058 742	-	2,8%	31,1
Various Donors (details not yet provided)	28 280 603	-	2,5%	28,3
Japan	26 189 139	-	2,4%	26,2
Allocation of unearmarked funds by WFP	26 182 486	-	2,4%	26,1
Germany	26 130 653	-	2,4%	23,1
France	23 142 089	-	2,1%	15,7
United Kingdom	15 670 758	-	1,4%	15,5
Denmark	15 533 339	-	1,4%	12,2
Finland	12 168 714	-	1,1%	11,3
Norway	11 301 747	-	1,0%	10,7
Netherlands	10 689 410	-	1,0%	9,4
Switzerland	9 387 893	-	0,8%	8,8
Brazil	8 837 315	-	0,8%	7,5
Ireland	7 509 919	327 654	0,7%	6,0
Luxembourg	6 015 565	-	0,5%	5,9
Belgium	5 864 784	-	0,5%	2,3
Spain	5 600 831	-	0,5%	2,3
UNICEF National Committee/Japan	2 338 560	-	0,2%	1,7
Austria	2 323 445	-	0,2%	1,5
New Zealand	1 702 332	-	0,2%	1,2
USA Fund for UNICEF	1 503 750	-	0,1%	1,2
Korea, Republic of	1 200 000	1 100 000	0,1%	1,0
UNICEF National Committee/Germany	1 195 950	-	0,1%	1,0
Private (individuals & organisations)	1 032 367	-	0,1%	1,0
Italy	1 014 304	621 891	0,1%	0,7
Bill and Melinda Gates Foundation	1 000 000	-	0,1%	0,5
Saudi Arabia (Kingdom of)	976 452	-	0,1%	0,5
UNICEF National Committee/Netherlands	655 310	-	0,1%	0,2
European Union	511 880	-	0,0%	0,2
Allocation of unearmarked funds by FAO	500 000	-	0,0%	0,2
South Africa	243 000	-	0,0%	0,2
UNICEF National Committee/France	226 615	-	0,0%	0,1
UNDP Administered Trust Fund	208 200	-	0,0%	0,1
UNICEF National Committee/Finland	199 203	-	0,0%	0,1
Liechtenstein	111 483	-	0,0%	0,1
UNICEF National Committee/Hong Kong	100 000	-	0,0%	0,1
Allocation of unearmarked funds by UNDP	100 000	-	0,0%	0,1
Czech Republic	98 317	-	0,0%	0,1
UNICEF National Committee/United Kingdom	78 493	-	0,0%	0,0
Estonia	67 024	87 065	0,0%	0,0
UNICEF National Committee/New Zealand	58 968	-	0,0%	0,0
Carry-over (donors not specified)	57 181	-	0,0%	0,0
Monaco	49 689	-	0,0%	0,0
Hungary	35 000	-	0,0%	0,0
UNICEF National Committee/Iceland	27 330	-	0,0%	0,0
Andorra	26 560	-	0,0%	0,0
Kuwait	5 000	-	0,0%	0,0
Asian Development Bank	-	800 000	0,0%	0,0

Total Humanitarian Funding (by Recipient Agencies)

This includes funding for agencies in the following appeal(s): Chad 2012, Niger 2012, Mauritania 2012, Burkina Faso 2012.

Agency	Requirement	committed /contributed	% funding coverage	Agency	Requirement	committed /contributed	% funding coverage
ACF - France	5 957 530	4 004 256	67%	Islamic Relief Worldwide	3 544 527	941 323	27%
ACF - Spain	11 284 541	3 211 556	28%	KAYDIA	832 298	-	0%
ACRA - Cooperazione Rurale in Africa e America Latina	1 226 220	-	0%	Médecins du Monde Belgium	400 000	-	0%
Action Contre la Faim	831 145	-	0%	Médecins du Monde France	850 000	-	0%
Aga Khan Foundation	422 310	-	0%	Medical Emergency Relief International	2 625 484	2 418 302	92%
Agency for Cooperation and Research in Development	2 806 046	-	0%	Mercy Corps	2 368 111	2 368 111	100%
Agency for Technical Cooperation and Development	14 077 297	7 659 094	54%	Mines Advisory Group	459 600	-	0%
Aide et Action	787 600	-	0%	Office for the Coordination of Humanitarian Affairs	12 061 952	4 797 153	40%
Alliance Chrétienne pour la Coopération Economique et le Développement Social	330 000	-	0%	ONG Actions	1 529 500	-	0%
Arbeiter-Samariter-Bund Deutschland e.V	1 265 500	381 474	30%	Organisation Catholique pour le Développement et la Solidarité	611 399	-	0%
Association de Soutien au Développement des Activités de Population	300 000	-	0%	Organisation Mauritanienne pour le Développement des zones arides et semi arides	590 000	-	0%
Association for Environment Management and Development	742 000	-	0%	OXFAM GB	11 950 737	4 094 662	34%
Association Nationale pour le Développement Local Participatif	115 000	-	0%	OXFAM International	1 567 716	746 113	48%
Association pour la protection de l'environnement en Mauritanie	159 285	-	0%	OXFAM Netherlands (NOVIB)	7 317 237	1 916 442	26%
Association pour la Recherche et le Développement en Mauritanie	500 000	-	0%	Plan International	2 881 565	297 654	10%
Association pour le développement et la promotion des droits humains	49 000	-	0%	Plan Niger	490 000	301 609	62%
Association Songtaaba de Ziniaré	172 780	-	0%	Premiere Urgence	3 715 000	-	0%
Association Tin Tua	667 000	-	0%	Protection de l'environnement et de l'écosystème	550 000	-	0%
Association Zood Nooma pour le Développement	2 130 265	-	0%	Render Effective Aid to Children	925 000	-	0%
Bien-Etre de la Femme et de l'Enfant au Niger	1 887 660	-	0%	Santé Diabète	295 000	-	0%
CARE International	3 221 449	2 417 663	75%	Santé et Développement	240 700	-	0%
Caritas Développement Niger	201 000	-	0%	Save the Children	31 904 014	11 207 306	35%
Catholic Relief Services	7 265 232	7 057 652	97%	Secours Islamique	510 614	-	0%
Christian Aid	666 900	-	0%	Solidarités International	4 925 827	2 961 820	60%
Christian Aid-UK	480 000	-	0%	SOS Desert	788 426	-	0%
Christian Relief & Development Organization	88 381	-	0%	The Alliance for International Medical Action	4 262 821	-	0%
Coalition Nationale de la Campagne Internationale pour l'Eau Potable, l'Hygiène et l'Assainissement/WASH	120 000	-	0%	UN Agencies (details not yet provided)	-	-	0%
Comitato Internazionale per lo Sviluppo dei Popoli	905 000	-	0%	Union des Groupements pour la Commercialisation des Produits Agricoles	1 292 058	-	0%
Comité de Coordination des ONG	300 000	-	0%	Union Nationale des Associations Diocésaines de Secours et Développement	755 456	-	0%
Comunita Impegno Servizio Volontariato	1 486 071	-	0%	United Nations Children's Fund	144 058 388	82 524 551	57%
Concern Worldwide	4 553 082	2 940 543	65%	United Nations Dept of Safety and Security	2 113 336	-	0%
Conseil Régional des Unions du Sahel	872 900	-	0%	United Nations Development Programme	6 432 504	708 215	11%
Deutsche Welthungerhilfe e.V. (German Agro Action)	4 216 132	655 308	16%	United Nations Entity for Gender Equality and the Empowerment of Women	2 662 500	128 951	5%
Ecole Saine, Ménage Sain	196 347	-	0%	United Nations High Commissioner for Refugees	289 789 724	60 665 110	21%
El Ghad Essihli pour le Développement et la Protection de l'Environnement en Mauritanie	80 000	-	0%	United Nations Joint Programme on HIV/AIDS	1 500 000	342 935	23%
Ente Nazionale Giuseppini del Murialdo	1 102 604	-	0%	United Nations Population Fund	5 833 060	762 193	13%
Family Care International	77 280	-	0%	WaterAid	629 600	-	0%
Federation Wend Yam	180 000	-	0%	World Concern Development Organisation	1 040 749	-	0%
Food & Agriculture Organization of the United Nations	83 765 994	14 949 848	18%	World Education	750 000	-	0%
Forum Santé Niger	657 483	-	0%	World Food Programme	724 636 554	502 912 148	69%
GRET	334 713	-	0%	World Health Organization	32 601 050	2 099 763	6%
Handicap International	3 169 262	-	0%	World Vision International	300 000	355 914	119%
Helen Keller International	375 264	375 264	100%	World Vision USA	3 184 930	1 260 211	40%
HELVETAS	383 200	-	0%				
Hilfe zur Selbsthilfe e.V.	4 036 280	538 763	13%				
International Aid Services	1 068 500	-	0%				
International Medical Corps	2 100 000	1 863 354	89%				
International Organization for Migration	5 650 910	70 275	1%				
International Relief and Development	721 480	-	0%				
International Rescue Committee	3 316 775	1 220 615	37%				