

# SAHEL CRISIS 2012: FUNDING STATUS as of 14 Dec. 2012

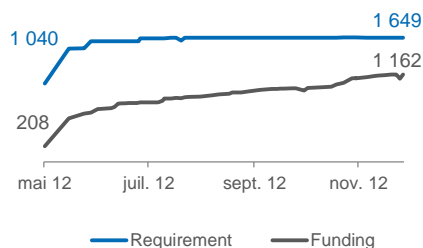


All Figures in US\$

Source: Financial Tracking Service, <http://fts.unocha.org>

**REQUIREMENT**  
**FUNDING**  
**UNMET REQUIREMENT**

1 649 million  
1 162 million  
488 million



**70%**

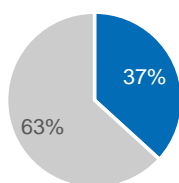
## 5 CONSOLIDATED APPEALS

- Burkina Faso 2012
- Chad 2012
- Mauritanie 2012
- Niger 2012
- Mali 2012

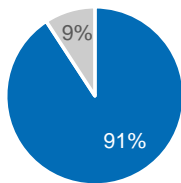
**TOTAL POPULATION AFFECTED OR AT RISK** 18,74 million  
**AMOUNT REQUESTED PER PERSON (US\$)** 88

## FUNDING STATUS PER SECTOR

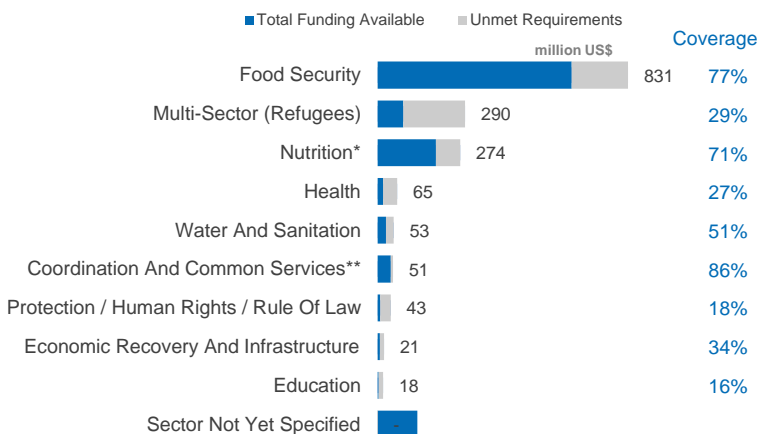
### AGRICULTURE



### FOOD ASSISTANCE



Proportion of funding available under the Food Security Cluster for Agriculture and Food Assistance for countries with CAP (Burkina Faso, Chad, Mali, Mauritanie, Niger)



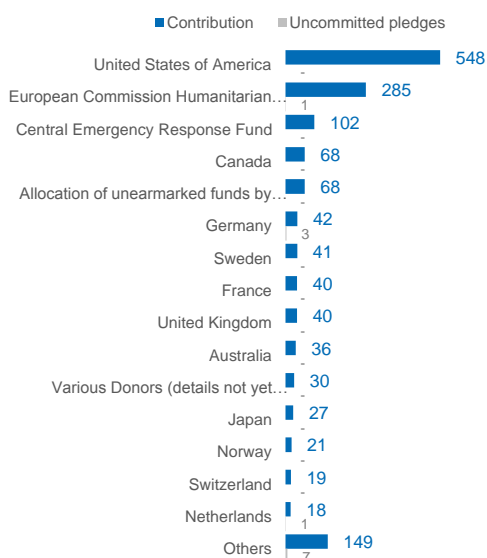
\* For Senegal, the requirements and funding in this section include both health and nutrition. In Senegal, the breakdown is: Health \$1,284,107 and Nutrition \$9,539,150.

\*\* For ease of presentation, Coordination, Logistics, and Emergency Telecommunications have been combined in this section. For details on projects in these clusters, please see the individual appeal pages at: <http://fts.unocha.org/pageloader.aspx?page=emerg-emergencies&section=CE&year=2012>

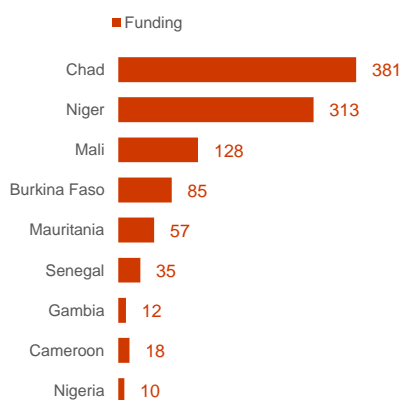
## # of DONOR COUNTRIES: 80

For countries included in the Sahel strategy, namely Niger, Chad, Burkina Faso, Mauritanie, Mali, Cameroon, Nigeria, Senegal and The Gambia

### DONOR COUNTRIES



### DESTINATION COUNTRIES

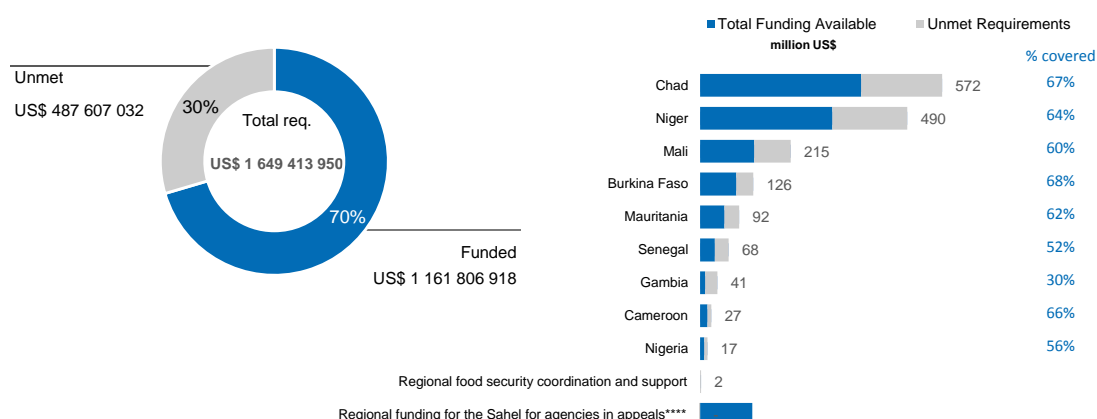


## # of RECIPIENT ORGANISATIONS: 95

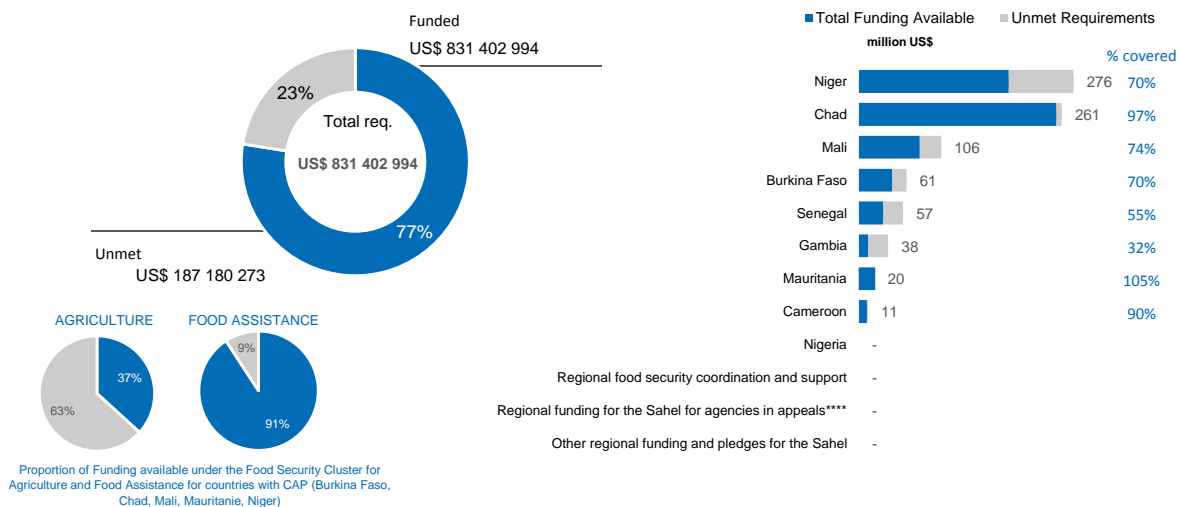
For agencies in the following appeal(s): Burkina Faso 2012, Chad 2012, Mali 2012, Mauritanie 2012 and Niger 2012,

<https://docs.google.com/spreadsheet/pub?key=0AiHz07bP7kUtdFFPQnc4TDdBcnRmVHU4Z1JRT3paQkE&single=true&gid=5&output=html>

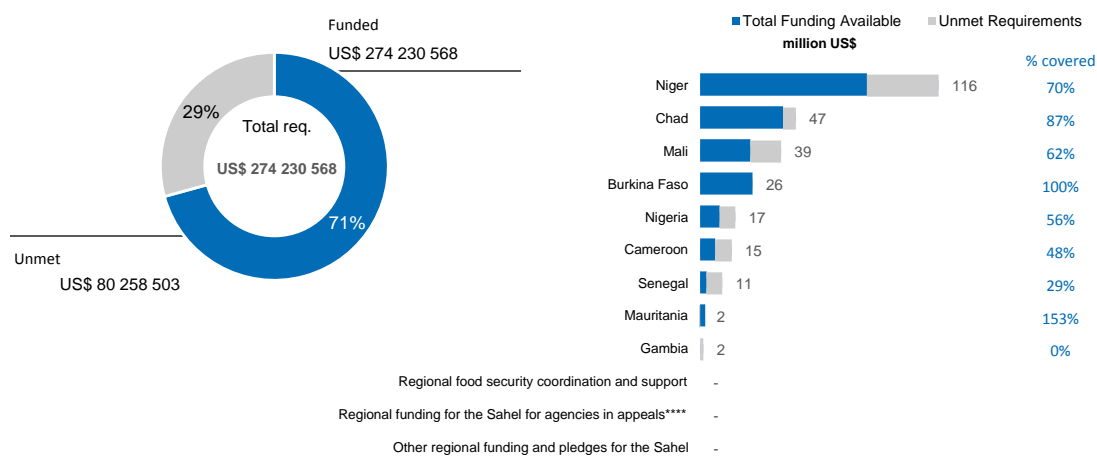
## OVERVIEW



## FOOD SECURITY



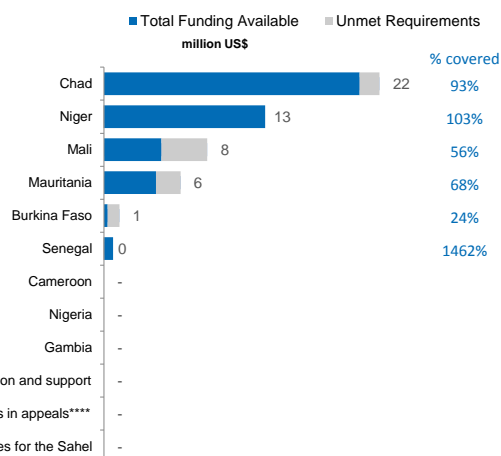
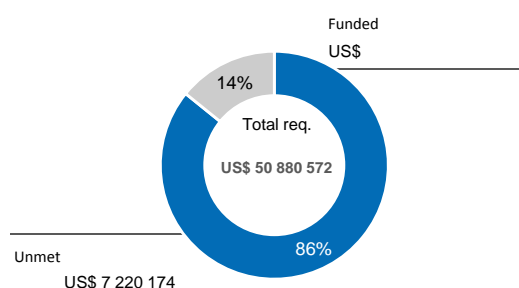
## NUTRITION



\* For Senegal, the requirements and funding in this section include both health and nutrition. In Senegal, the breakdown is: Health \$1,284,107 and Nutrition \$9,539,150.

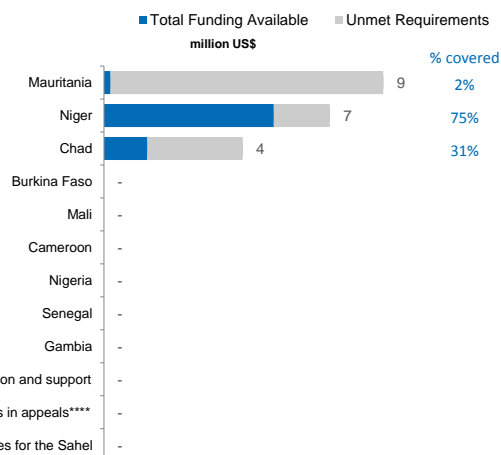
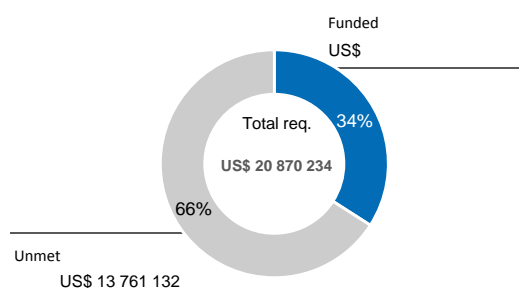
<https://docs.google.com/spreadsheet/pub?key=0AiHzO7bP7kUtdFFPQnc4TDdBcnRmVHU4Z1JRT3paQkE&single=true&gid=5&output=html>

## COORDINATION AND COMMON SERVICES\*\*

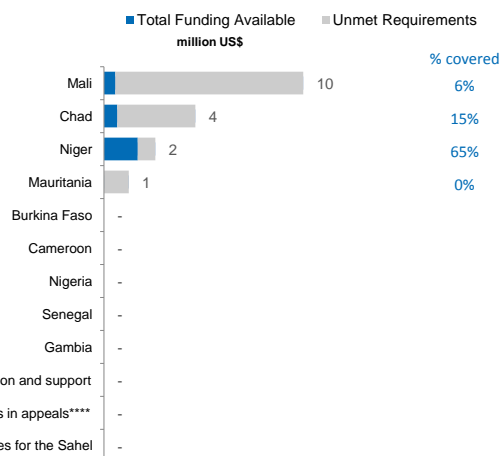
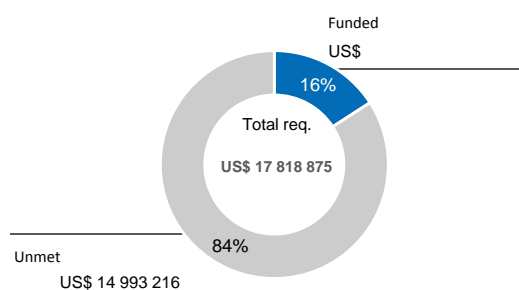


\*\* For ease of presentation, Coordination, Logistics, and Emergency Telecommunications have been combined in this section. For details on projects in these clusters, please see the individual appeal pages at: <http://fts.unocha.org/pagelocator.aspx?page=emergency&section=CE&year=2012>

## ECONOMIC RECOVERY AND INFRASTRUCTURE

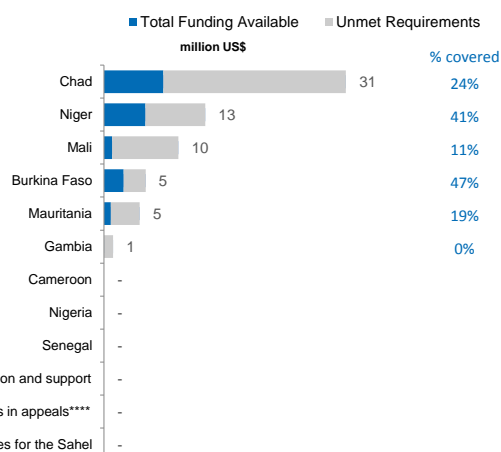
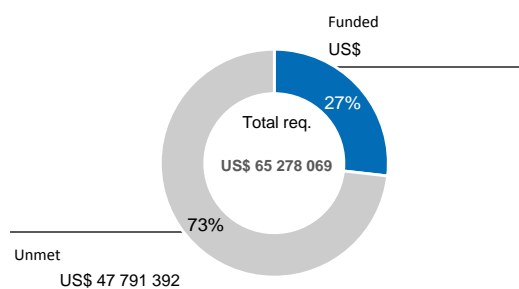


## EDUCATION

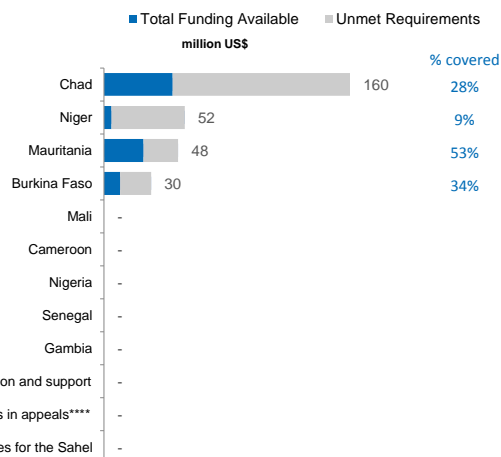
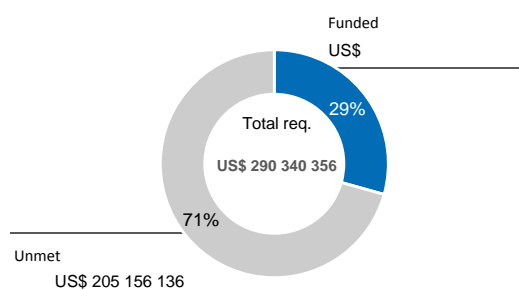


<https://docs.google.com/spreadsheet/pub?key=0AiHzO7bP7kUtdFFPQnc4TDdBcnRmVHU4Z1JRT3paQkE&single=true&gid=5&output=html>

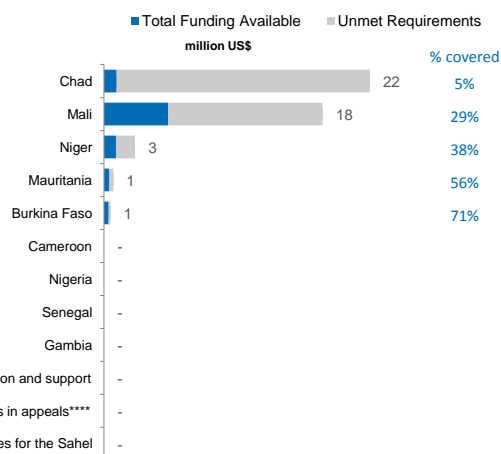
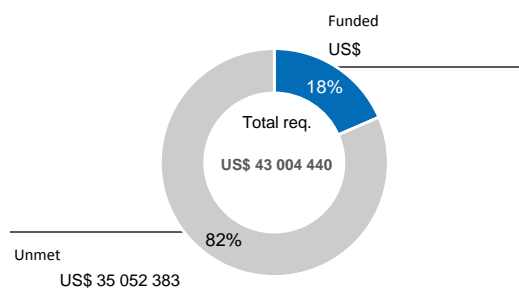
## HEALTH



## MULTI-SECTOR (Refugees)

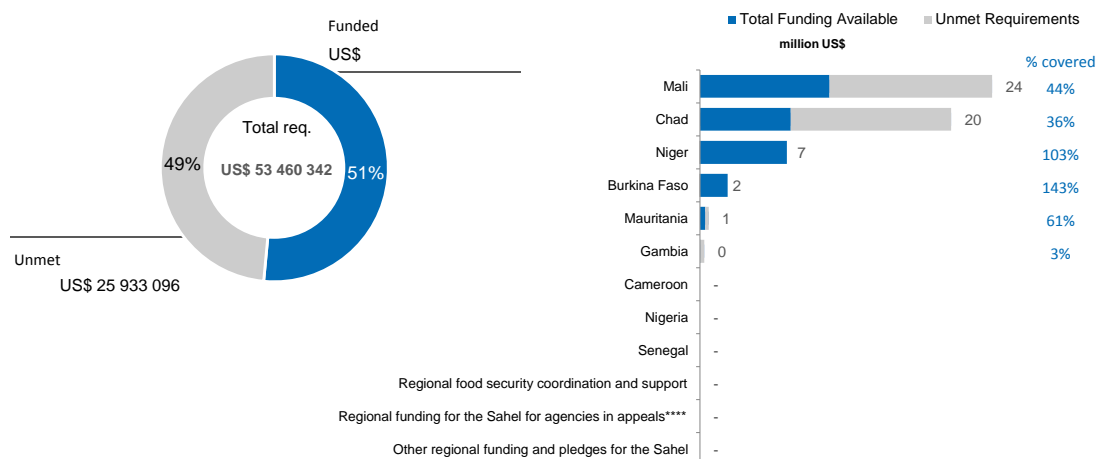


## PROTECTION / HUMAN RIGHTS / RULE OF LAW

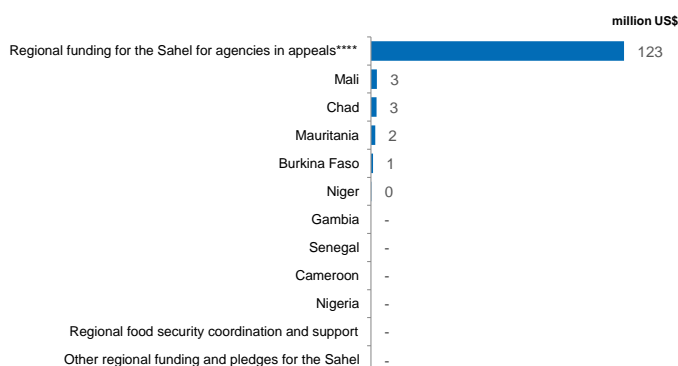


<https://docs.google.com/spreadsheet/pub?key=0AiHzO7bP7kUtdFFPQnc4TDdBcnRmVHU4Z1JRT3paQkE&single=true&gid=5&output=html>

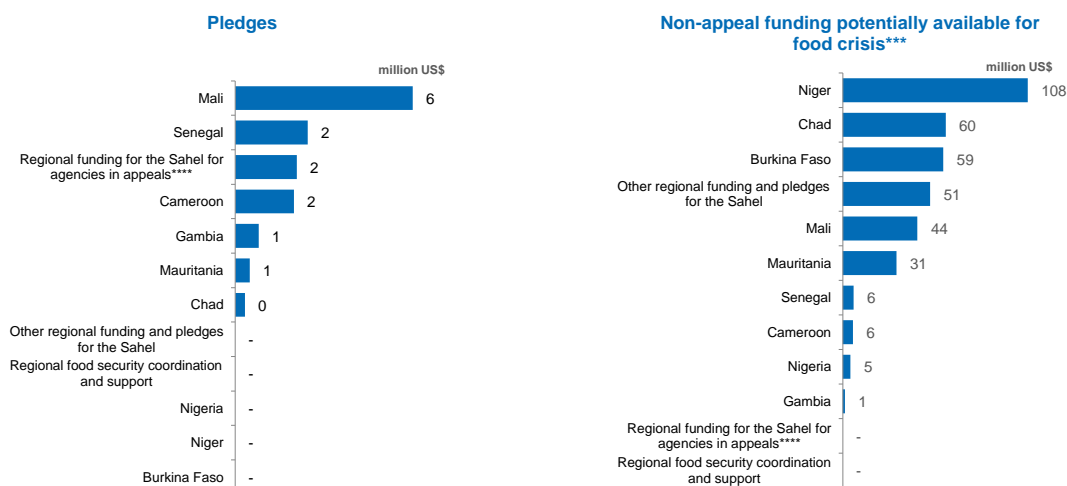
## WATER AND SANITATION



## SECTOR NOT YET SPECIFIED



## Pledges and Non-appeal funding potentially available for food crisis\*\*\*



\*\*\* This column contains funding that will be reflected against the appropriate sectors/clusters when further information is provided.

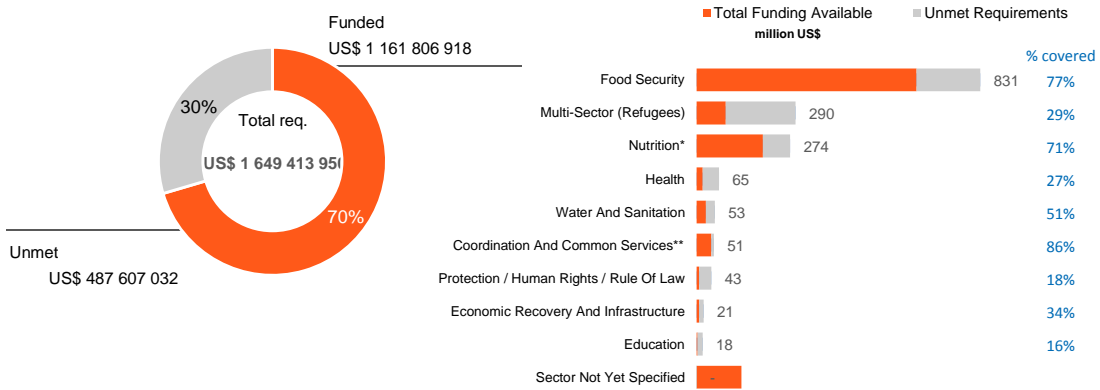
## Total Humanitarian Funding (by Recipient Agencies)

This includes funding for agencies in the following appeal(s): Chad 2012, Niger 2012, Mauritania 2012, Burkina Faso 2012.

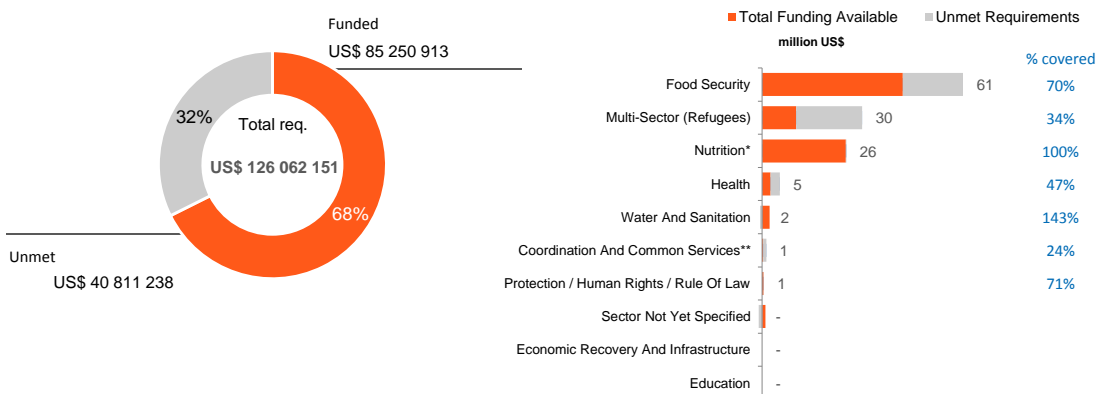
Agency	Requirement	Committed /Contributed	% funding coverage	Agency	Requirement	Committed /Contributed	% funding coverage
ACF - France	5 957 530	4 141 042	70%	Islamic Relief Worldwide	3 544 527	1 129 526	32%
ACF - Spain	11 284 541	4 657 123	41%	KAYDIA	832 298	-	0%
ACRA - Cooperazione Rurale in Africa e America Latina	1 226 220	-	0%	Médecins du Monde Belgium	400 000	-	0%
Action Contre la Faim	831 145	831 145	100%	Médecins du Monde France	850 000	-	0%
Aga Khan Foundation	422 310	-	0%	Medical Emergency Relief International	2 625 484	2 418 302	92%
Agency for Cooperation and Research in Development	2 806 046	490 196	17%	Mercy Corps	2 368 111	2 368 111	100%
Agency for Technical Cooperation and Development	14 077 297	7 659 093	54%	Mines Advisory Group	459 600	-	0%
Aide et Action	787 600	-	0%	Office for the Coordination of Humanitarian Affairs	12 444 298	6 946 108	56%
Alliance Chrétienne pour la Coopération Economique et le Développement Social	330 000	-	0%	Office of the High Commissioner for Human Rights	85 000	85 000	100%
Arbeiter-Samariter-Bund Deutschland e.V	1 265 500	551 591	44%	ONG Actions	1 529 500	-	0%
Association de Soutien au Développement des Activités de Population	300 000	-	0%	Organisation Catholique pour le Développement et la Solidarité	611 399	-	0%
Association for Environment Management and Development	742 000	-	0%	Organisation Mauritanienne pour le Développement des zones arides et semi arides	590 000	-	0%
Association Nationale pour le Développement Local Participatif	115 000	-	0%	OXFAM GB	11 950 737	7 073 720	59%
Association pour la protection de l'environnement en Mauritanie	159 285	-	0%	OXFAM International	1 567 716	1 000 000	64%
Association pour la Recherche et le Développement en Mauritanie	500 000	-	0%	OXFAM Netherlands (NOVIB)	7 317 237	1 456 954	20%
Association pour le développement et la promotion des droits humains	49 000	-	0%	Plan International	2 881 565	638 343	22%
Association Songtaaba de Ziniaré	172 780	-	0%	Plan Niger	490 000	301 609	62%
Association Tin Tua	667 000	-	0%	Premiere Urgence	3 715 000	1 838 225	49%
Association Zood Nooma pour le Développement	2 130 265	-	0%	Protection de l'environnement et de l'écosystème	550 000	-	0%
Bien-Etre de la Femme et de l'Enfant au Niger	1 887 660	-	0%	Render Effective Aid to Children	925 000	-	0%
CARE International	3 221 449	3 152 957	98%	Santé Diabète	295 000	-	0%
Caritas Développement Niger	201 000	-	0%	Santé et Développement	240 700	-	0%
Catholic Relief Services	7 265 232	7 132 132	98%	Save the Children	31 904 014	15 791 867	49%
Christian Aid	666 900	-	0%	Secours Islamique	510 614	-	0%
Christian Aid-UK	480 000	435 323	91%	Solidarités International	4 925 827	4 086 478	83%
Christian Relief & Development Organization	88 381	-	0%	SOS Desert	788 426	-	0%
Coalition Nationale de la Campagne Internationale pour l'Eau Potable, l'Hygiène et l'Assainissement/WASH	120 000	-	0%	The Alliance for International Medical Action	4 262 821	-	0%
Comitato Internazionale per lo Sviluppo dei Popoli	905 000	-	0%	UN Agencies (details not yet provided)	-	-	0%
Comité de Coordination des ONG	300 000	-	0%	Union des Groupements pour la Commercialisation des Produits Agricoles	1 292 058	-	0%
Comunita Impegno Servizio Volontariato	1 486 071	-	0%	Union Nationale des Associations Diocésaines de Secours et Développement	755 456	-	0%
Concern Worldwide	4 553 082	2 897 299	64%	United Nations Children's Fund	144 058 388	114 117 332	79%
Conseil Régional des Unions du Sahel	872 900	-	0%	United Nations Dept of Safety and Security	2 113 336	-	0%
Deutsche Welthungerhilfe e.V. (German Agro Action)	4 216 132	615 672	15%	United Nations Development Programme	6 432 504	1 067 385	17%
Ecole Saine, Ménage Sain	196 347	-	0%	United Nations Entity for Gender Equality and the Empowerment of Women	2 726 700	193 151	7%
El Ghad Essihji pour le Développement et la Protection de l'Environnement en Mauritanie	80 000	-	0%	United Nations High Commissioner for Refugees	289 789 724	64 849 323	22%
Ente Nazionale Giuseppeini del Murialdo	1 102 604	-	0%	United Nations Joint Programme on HIV/AIDS	1 527 927	370 862	24%
Family Care International	77 280	-	0%	United Nations Population Fund	5 901 529	830 662	14%
Federation Wend Yam	180 000	-	0%	WaterAid	629 600	-	0%
Food & Agriculture Organization of the United Nations	83 765 994	24 332 945	29%	World Concern Development Organisation	1 040 749	547 001	53%
Forum Santé Niger	657 483	-	0%	World Education	750 000	-	0%
GRET	334 713	-	0%	World Food Programme	722 677 828	663 273 473	92%
Handicap International	3 169 262	86 961	3%	World Health Organization	32 737 490	5 347 100	16%
Helen Keller International	375 264	375 264	100%	World Vision International	300 000	355 914	119%
HELVETAS	383 200	-	0%	World Vision USA	3 184 930	1 260 211	40%
Hilfe zur Selbsthilfe e.V.	4 036 280	1 560 805	39%				
International Aid Services	1 068 500	-	0%				
International Medical Corps	2 100 000	2 463 354	117%				
International Organization for Migration	5 650 910	1 338 639	24%				
International Relief and Development	721 480	-	0%				
International Rescue Committee	3 316 775	2 597 316	78%				

<https://docs.google.com/spreadsheet/pub?key=DAiHzO7bP7kUtdFFPQnc4TDdBcnRmVHU4Z1JRT3paQkE&single=true&gid=5&output=html>

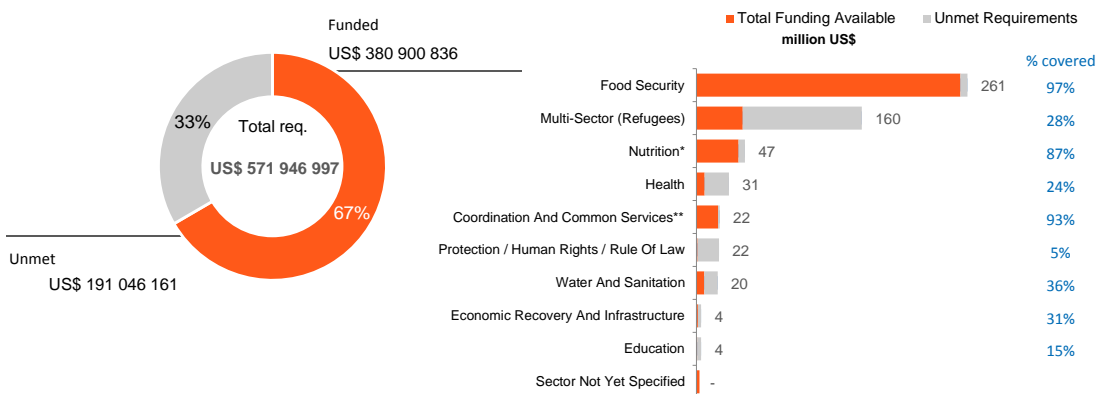
## OVERVIEW



## BURKINA FASO

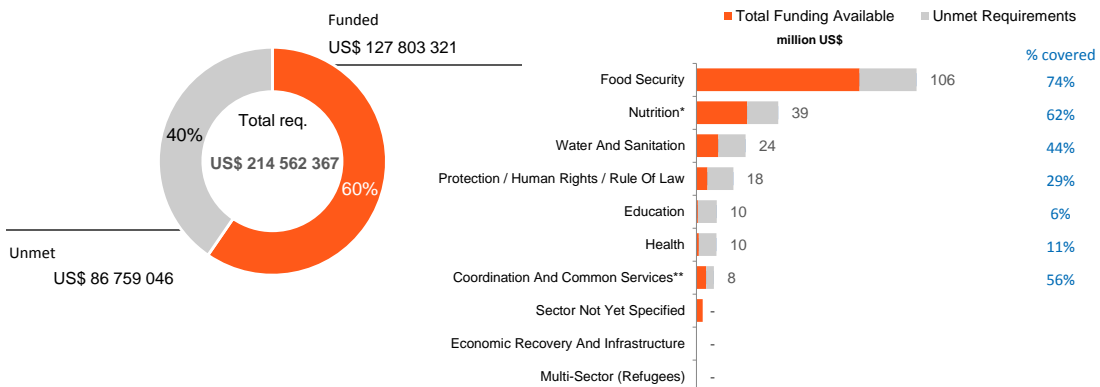


## CHAD

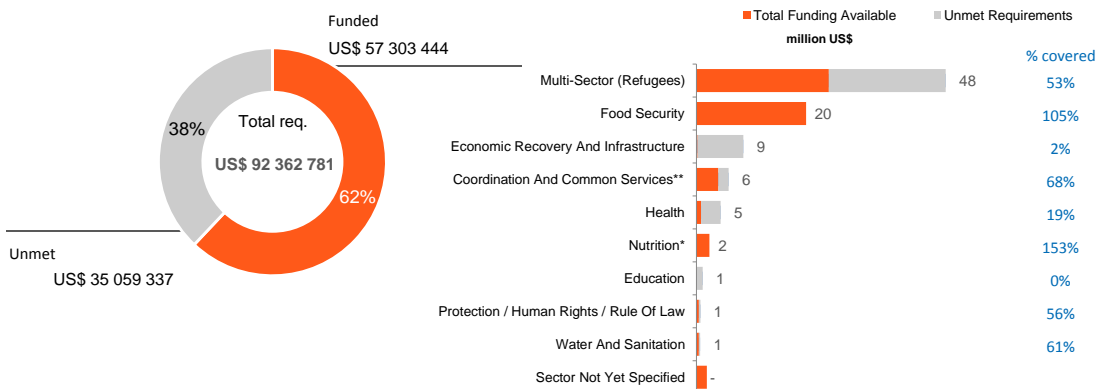


<https://docs.google.com/spreadsheet/pub?key=DAiHzO7bP7kUtdFFPQnc4TDdBcnRmVHU4Z1JRT3paQkE&single=true&gid=5&output=html>

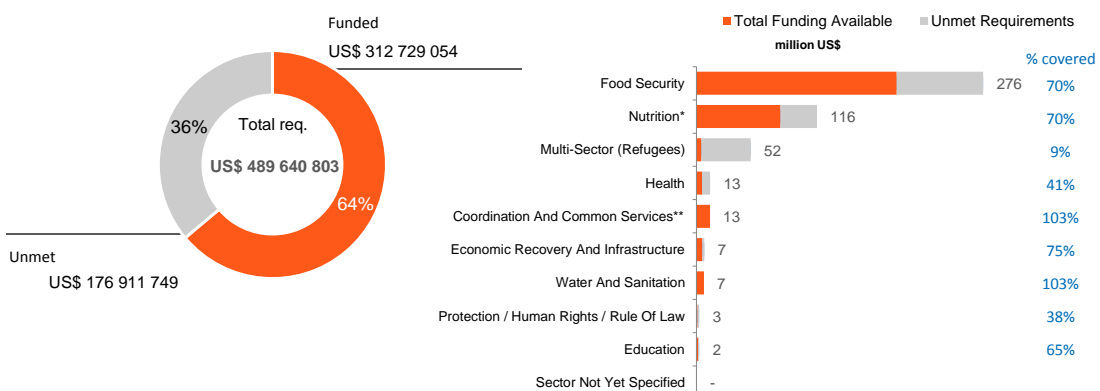
## MALI



## MAURITANIA

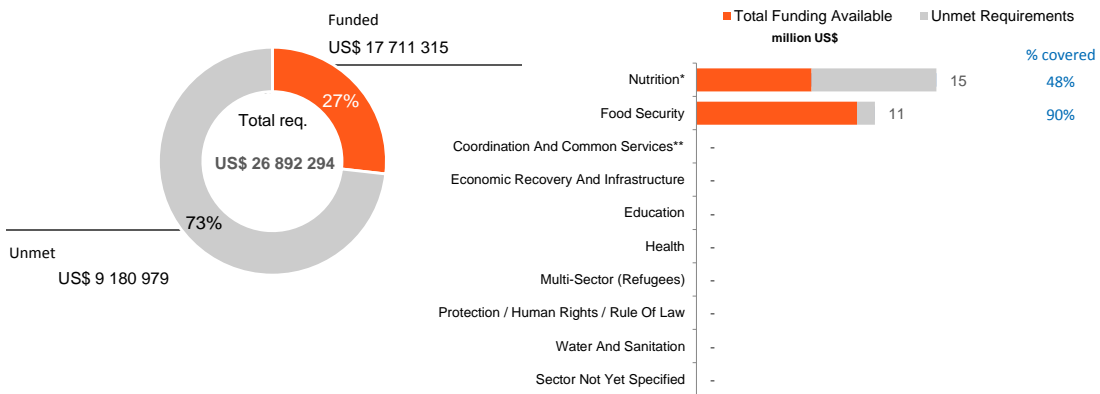


## NIGER

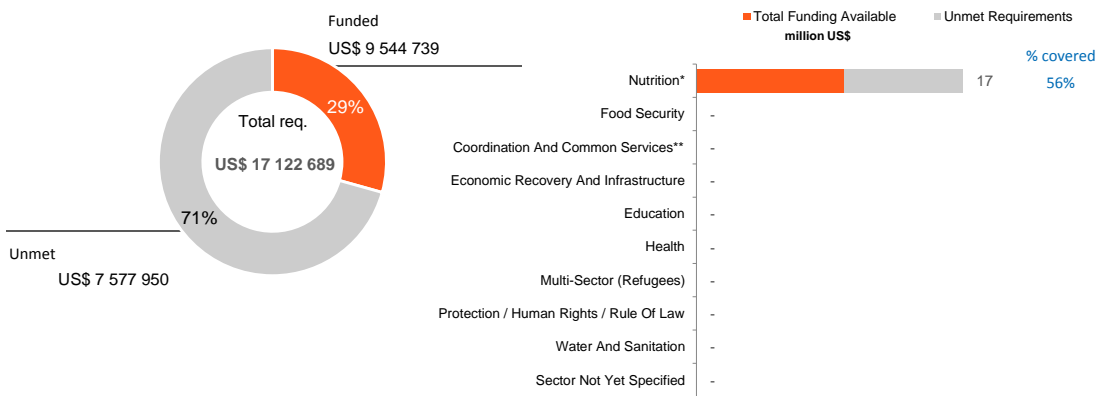




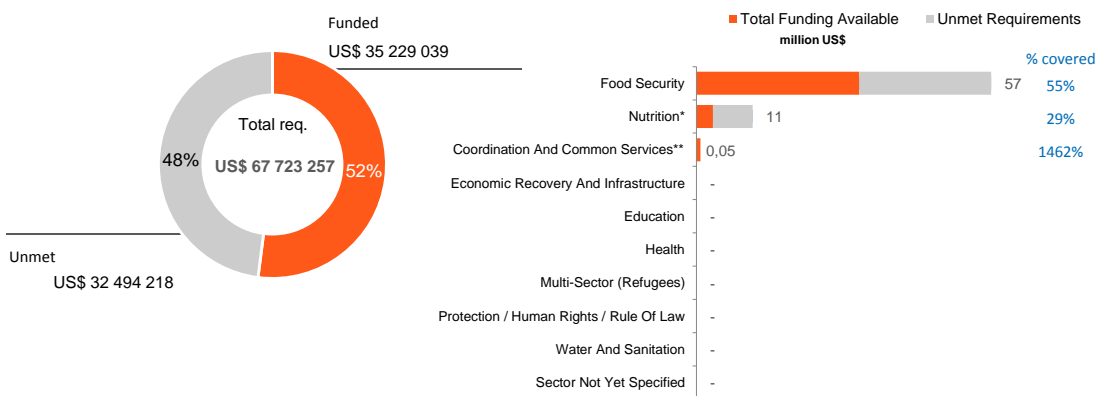
## CAMEROON



## NIGERIA

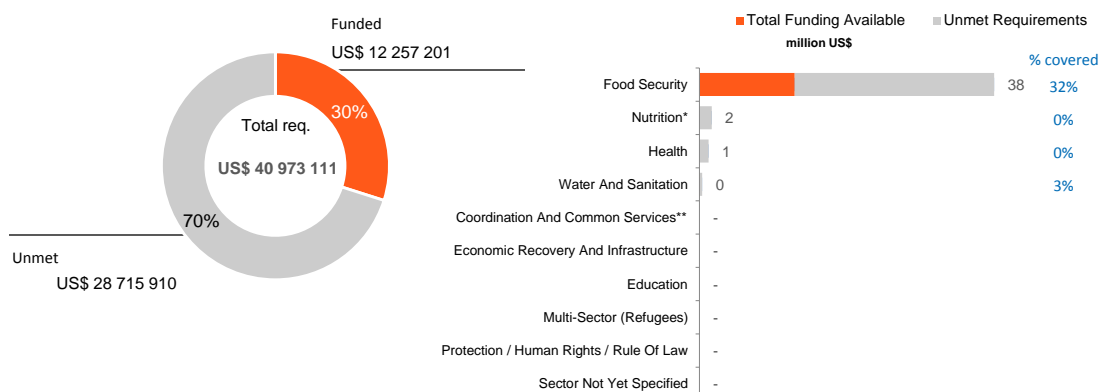


## SENEGAL



<https://docs.google.com/spreadsheet/pub?key=DAiHzO7bP7kUtdFFPQnc4TDdBcnRmVHU4Z1JRT3paQkE&single=true&gid=5&output=html>

## THE GAMBIA



## REGIONAL FUNDING FOR SAHEL FOOD INSECURITY CRISIS FOR AGENCIES IN APPEALS\*\*\*\*



\*\*\*\* This row contains funding committed to UN Agencies but earmarked only for the Sahel food crisis. Country and sector breakdowns to be provided.

<https://docs.google.com/spreadsheet/pub?key=0AihzO7bP7kUtdFFPQnc4TDDBcnRmVHU4Z1JRT3paQkE&single=true&gid=5&output=html>

### Total Humanitarian Funding (In & Out of Appeal) to The Sahel 2012 (by Donor)

This includes funding for countries included in the Sahel strategy, namely Niger, Chad, Burkina Faso, Mauritania, Mali, Cameroon, Nigeria and Senegal.

Donor	Contributions	Pledges	%of total contributed	Contributions	Million US\$
United States of America	548 401 291	-	35,7%	548,4	548,4
European Commission Humanitarian Aid Office	285 266 221	995 025	18,6%	102,0	285,3
Central Emergency Response Fund	102 003 037	-	6,6%	68,0	
Canada	67 971 823	-	4,4%	67,8	
Allocation of unearmarked funds by WFP	67 761 106	-	4,4%	41,6	
Germany	41 557 475	3 127 561	2,7%	41,2	
Sweden	41 158 391	-	2,7%	40,3	
France	40 371 460	-	2,6%	36,0	
United Kingdom	40 264 121	-	2,6%	29,8	
Australia	35 994 504	-	2,3%	27,1	
Various Donors (details not yet provided)	29 829 378	-	1,9%	20,5	
Japan	27 092 991	-	1,8%	19,0	
Norway	20 534 427	-	1,3%	17,9	
Switzerland	18 956 723	-	1,2%	16,3	
Netherlands	17 925 587	1 003 764	1,2%	16,0	
Denmark	16 285 531	-	1,1%	12,0	
Finland	15 977 838	-	1,0%	11,1	
Ireland	12 011 428	327 654	0,8%	9,8	
Belgium	11 074 996	-	0,7%	9,2	
Spain	9 783 891	321 750	0,6%	8,5	
Brazil	9 214 979	-	0,6%	8,3	
Luxembourg	8 545 537	-	0,6%	7,3	
European Union	8 259 691	-	0,5%	6,8	
Allocation of unearmarked funds by UNICEF	7 310 294	-	0,5%	4,9	
European Commission	6 810 868	-	0,4%	4,2	
USA Fund for UNICEF	4 869 813	-	0,3%	3,5	
Austria	4 194 014	-	0,3%	3,4	
Allocation of unearmarked funds by UNHCR	3 500 000	-	0,2%	3,5	
Private (individuals & organisations)	3 350 810	-	0,2%	3,4	
UNICEF National Committee/France	2 810 974	-	0,2%	2,8	
Italy	2 664 010	-	0,2%	2,7	
Saudi Arabia (Kingdom of)	2 378 964	4 000 000	0,2%	2,4	
UNICEF National Committee/Japan	2 338 560	-	0,2%	2,3	
UNICEF National Committee/Germany	2 136 983	-	0,1%	2,1	
New Zealand	1 976 833	-	0,1%	2,0	
Allocation of unearmarked funds by FAO	1 850 000	-	0,1%	1,9	
UNICEF National Committee/Italy	1 397 552	-	0,1%	1,9	
Korea, Republic of	1 200 000	1 100 000	0,1%	1,4	
UNICEF National Committee/United Kingdom	1 127 128	-	0,1%	1,2	
China	1 000 000	-	0,1%	1,1	
Bill and Melinda Gates Foundation	1 000 000	-	0,1%	1,0	
UNICEF National Committee/Netherlands	655 310	-	0,0%	0,7	
UNICEF National Committee/Finland	516 477	-	0,0%	0,7	
African Union	450 000	-	0,0%	0,5	
UNICEF National Committee/Spain	449 268	-	0,0%	0,5	
UNICEF National Committee/Denmark	409 538	-	0,0%	0,4	
UNICEF National Committee/Sweden	367 100	-	0,0%	0,4	
International Fund for Agricultural Development	339 509	-	0,0%	0,4	
UNICEF National Committee/Belgium	305 150	-	0,0%	0,3	
South Africa	243 000	-	0,0%	0,3	
Czech Republic	227 050	102 987	0,0%	0,3	
UNICEF National Committee/Canada	209 934	-	0,0%	0,2	
UNDP Administered Trust Fund	208 200	-	0,0%	0,2	
UNICEF National Committee/Australia	196 465	-	0,0%	0,2	
UNICEF National Committee/Iceland	185 087	-	0,0%	0,2	
Poland	157 381	-	0,0%	0,1	
Estonia	154 089	-	0,0%	0,1	
UNICEF National Committee/New Zealand	149 524	-	0,0%	0,1	
Liechtenstein	111 483	-	0,0%	0,1	
Americares	108 519	-	0,0%	0,1	
UNICEF National Committee/Hong Kong	100 000	-	0,0%	0,0	
Iceland	100 000	-	0,0%	0,0	
OTHER Donors	677 229	800 000	0,0%	0,0	

## ENGLISH

Countries	Overall Requirements US\$ A	Total Funding Available US\$ B	% Funded C=B/A	Unmet Requirements US\$ D=A-B	Additional commitments (outside appeals) US\$ E	Total funding in and out of Appeals US\$ F=B+E	Pledges US\$ G
Burkina Faso	126 062 151	85 250 913	68%	40 811 238	58 914 240	144 165 153	-
Chad	571 946 997	380 900 836	67%	191 046 161	60 271 604	441 172 440	327 654
Mali	214 562 367	127 803 321	60%	86 759 046	43 724 986	171 528 307	6 067 430
Mauritania	92 362 781	57 303 444	62%	35 059 337	31 493 491	88 796 935	500 000
Niger	489 640 803	312 729 054	64%	176 911 749	108 370 719	421 099 773	-
Cameroon	26 892 294	17 711 315	66%	9 180 979	5 964 074	23 675 389	2 000 000
Nigeria	17 122 689	9 544 739	56%	7 577 950	4 510 992	14 055 731	-
Senegal	67 723 257	35 229 039	52%	32 494 218	6 301 501	41 530 540	2 479 893
Gambia	40 973 111	12 257 201	30%	28 715 910	1 291 952	13 549 153	800 000
Regional food security coordination and support	2 127 500	-	-	2 127 500	-	-	-
Regional funding	-	123 077 056	-	123 077 056	51 190 106	174 267 162	2 103 764
<b>Total</b>	<b>1 649 413 950</b>	<b>1 161 806 918</b>	<b>70%</b>	<b>487 607 032</b>	<b>372 033 665</b>	<b>1 533 840 583</b>	<b>14 278 741</b>

## Français

Pays	Financements demandés US\$ A	Financements disponibles US\$ B	% Financés % C=B/A	Non financés US\$ D=A-B	Engagements additionnels (en dehors des appels) US\$ E	Financement Global US\$ F=B+E	Promesses non engagées US\$ G
Burkina Faso	126 062 151	85 250 913	68%	40 811 238	58 914 240	144 165 153	-
Chad	571 946 997	380 900 836	67%	191 046 161	60 271 604	441 172 440	327 654
Mali	214 562 367	127 803 321	60%	86 759 046	43 724 986	171 528 307	6 067 430
Mauritanie	92 362 781	57 303 444	62%	35 059 337	31 493 491	88 796 935	500 000
Niger	489 640 803	312 729 054	64%	176 911 749	108 370 719	421 099 773	-
Cameroon	26 892 294	17 711 315	66%	9 180 979	5 964 074	23 675 389	2 000 000
Nigeria	17 122 689	9 544 739	56%	7 577 950	4 510 992	14 055 731	-
Senegal	67 723 257	35 229 039	52%	32 494 218	6 301 501	41 530 540	2 479 893
Gambie	40 973 111	12 257 201	30%	28 715 910	1 291 952	13 549 153	800 000
Coordination régionale de la sécurité alimentaire	2 127 500	-	-	2 127 500	-	-	-
Financement Régionale	-	123 077 056	-	123 077 056	51 190 106	174 267 162	2 103 764
<b>Total</b>	<b>1 649 413 950</b>	<b>1 161 806 918</b>	<b>70%</b>	<b>487 607 032</b>	<b>372 033 665</b>	<b>1 533 840 583</b>	<b>14 278 741</b>

# SAHEL CRISIS 2012: Funding per Cluster by Country as of 14 Dec. 2012



Based on Total Humanitarian Funding (In & Out of Appeal)

Source: Financial Tracking Service, <http://fts.unocha.org>

Country Sector/Cluster	Requirement (US\$)	Funding (US\$)	Coverage	Requirement (US\$)
<b>Burkina Faso</b>	<b>126 062 151</b>	<b>85 250 913</b>	<b>68%</b>	<b>40 811 238</b>
Food Security	61 245 874	42 873 042	70%	18 372 832
Multi-Sector (Refugees)	30 485 791	10 399 367	34%	20 086 424
Nutrition*	25 644 967	25 528 739	100%	116 228
Health	5 381 330	2 550 577	47%	2 830 753
Water And Sanitation	1 559 400	2 222 254	143%	662 854
Coordination And Common Services**	1 235 189	297 000	24%	938 189
Protection / Human Rights / Rule Of Law	509 600	363 667	71%	145 933
<b>Chad</b>	<b>571 946 997</b>	<b>380 900 836</b>	<b>67%</b>	<b>191 046 161</b>
Food Security	261 338 389	254 534 849	97%	6 803 540
Multi-Sector (Refugees)	159 526 163	44 550 018	28%	114 976 145
Nutrition*	46 568 392	40 367 040	87%	6 201 352
Health	31 364 492	7 671 810	24%	23 692 682
Coordination And Common Services**	22 333 097	20 713 282	93%	1 619 815
Protection / Human Rights / Rule Of Law	21 530 986	1 011 582	5%	20 519 404
Water And Sanitation	20 356 962	7 338 154	36%	13 018 808
Economic Recovery And Infrastructure	4 494 554	1 400 044	31%	3 094 510
Education	4 433 962	643 429	15%	3 790 533
<b>Mali</b>	<b>214 562 367</b>	<b>127 803 321</b>	<b>60%</b>	<b>86 759 046</b>
Food Security	106 035 775	78 542 922	74%	27 492 853
Nutrition*	39 443 205	24 439 889	62%	15 003 316
Water And Sanitation	23 679 234	10 498 792	44%	13 180 442
Protection / Human Rights / Rule Of Law	17 713 978	5 201 752	29%	12 512 226
Education	9 690 237	553 017	6%	9 137 220
Health	9 632 679	1 024 124	11%	8 608 555
Coordination And Common Services**	8 367 259	4 654 034	56%	3 713 225
<b>Mauritania</b>	<b>92 362 781</b>	<b>57 303 444</b>	<b>62%</b>	<b>35 059 337</b>
Multi-Sector (Refugees)	48 064 562	25 531 894	53%	22 532 668
Food Security	20 179 419	21 148 157	105%	968 738
Economic Recovery And Infrastructure	9 051 300	208 200	2%	8 843 100
Coordination And Common Services**	6 195 451	4 212 234	68%	1 983 217
Health	4 617 300	887 757	19%	3 729 543
Nutrition*	1 611 953	2 470 207	153%	858 254
Education	1 198 960	-	0%	1 198 960
Protection / Human Rights / Rule Of Law	743 836	419 875	56%	323 961
Water And Sanitation	700 000	426 335	61%	273 665

## SAHEL CRISIS 2012: Funding per Cluster by Country as of 14 Dec. 2012



Based on Total Humanitarian Funding (In & Out of Appeal)

Source: Financial Tracking Service, <http://fts.unocha.org>

Country Sector/Cluster	Requirement (US\$)	Funding (US\$)	Coverage	Requirement (US\$)
<b>Niger</b>	<b>489 640 803</b>	<b>312 729 054</b>	<b>64%</b>	<b>176 911 749</b>
Food Security	276 401 901	193 191 950	70%	83 209 951
Nutrition*	116 027 636	81 096 609	70%	34 931 027
Multi-Sector (Refugees)	52 263 840	4 702 941	9%	47 560 899
Health	13 106 968	5 352 409	41%	7 754 559
Coordination And Common Services**	12 699 576	13 052 874	103% -	353 298
Economic Recovery And Infrastructure	7 324 380	5 500 858	75%	1 823 522
Water And Sanitation	6 814 746	7 031 773	103% -	217 027
Protection / Human Rights / Rule Of Law	2 506 040	955 181	38%	1 550 859
Education	2 495 716	1 629 213	65%	866 503
<b>Cameroon</b>	<b>26 892 294</b>	<b>17 711 315</b>	<b>66%</b>	<b>9 180 979</b>
Nutrition*	15 428 094	7 394 798	48%	8 033 296
Food Security	11 464 200	10 316 517	90%	1 147 683
<b>Nigeria</b>	<b>17 122 689</b>	<b>9 544 739</b>	<b>56%</b>	<b>7 577 950</b>
Nutrition*	17 122 689	9 544 739	56%	7 577 950
<b>Senegal</b>	<b>67 723 257</b>	<b>35 229 039</b>	<b>52%</b>	<b>32 494 218</b>
Food Security	56 850 000	31 368 021	55%	25 481 979
Nutrition*	10 823 257	3 130 044	29%	7 693 213
Coordination And Common Services**	50 000	730 974	1462% -	680 974
<b>Gambia</b>	<b>40 973 111</b>	<b>12 257 201</b>	<b>30%</b>	<b>28 715 910</b>
Food Security	37 887 436	12 247 263	32%	25 640 173
Nutrition*	1 560 375	-	0%	1 560 375
Health	1 175 300	-	0%	1 175 300
Water And Sanitation	350 000	9 938	3%	340 062