

Total Active Registered Syrians

655,732



514,669

78.5%

Urban



141,063

21.5%

Camps

Standard Age and Gender

Age	0-4	5-11	12-17	18-35	36-59	60+	Total	%
Female	49,252	69,967	43,298	98,354	56,635	14,320	331,826	50.6%
Male	52,097	73,997	45,471	93,613	48,630	10,098	323,906	49.4%
Total	101,349	143,964	88,769	191,967	105,265	24,418	655,732	100%
	15.5%	22.0%	13.5%	29.3%	16.1%	3.7%		

Place of Origin

Dar'a	275,533	42.0%
Homs	104,726	16.0%
Rural Damascus	78,117	11.9%
Aleppo	65,968	10.1%
Damascus	48,919	7.5%
Hama	33,556	5.1%
Ar-raqqa	16,065	2.4%
Idleb	10,704	1.6%
Deir-ez-zor	6,363	1.0%
Al-hasakeh	5,097	0.8%
Quneitra	2,798	0.4%
As-sweida	1,480	0.2%
Lattakia	1,301	0.2%
Tartous	357	0.1%
Other	4,748	0.7%

Specific Needs

Child at risk	49,297	7.5%
Serious medical condition	44,405	6.8%
Specific legal and physical protection needs	41,343	6.3%
Single parent	21,234	3.2%
Woman at risk	19,960	3.0%
Disability	18,549	2.8%
Older person at risk	5,888	0.9%
Unaccompanied or separated child	4,540	0.7%
Total	205,216	31.3%

* An individual can have more than one specific need

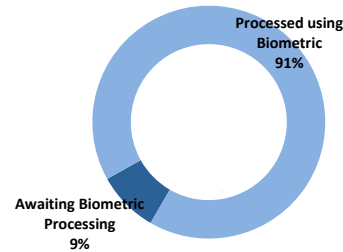
Arrivals

Pre-2011	32,863	5.0%
2011	22,519	3.4%
2012	171,360	26.1%
2013	294,740	44.9%
2014	80,480	12.3%
2015	33,354	5.1%
2016	42,404	6.5%
2017	531	0.1%

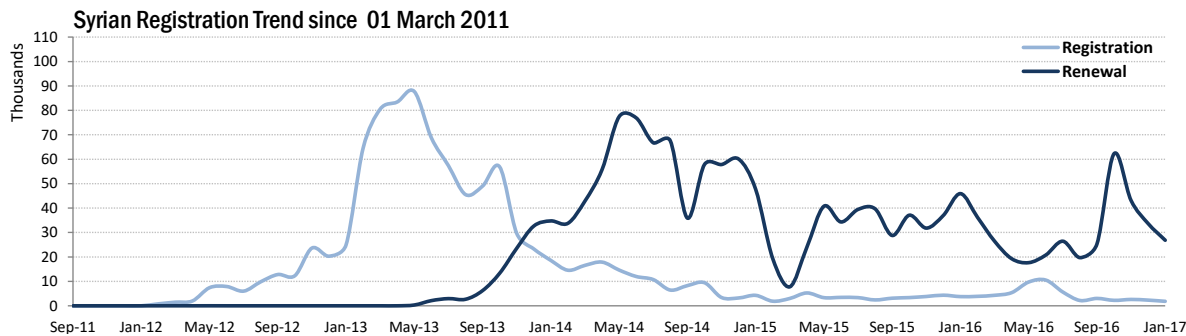
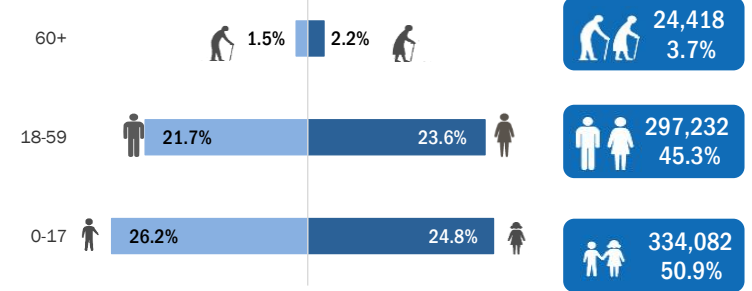
Registration Trend

2011	2,360	0.2%
2012	129,339	12.7%
2013	665,202	65.5%
2014	121,387	12.0%
2015	41,034	4.0%
2016	53,624	5.3%
2017	2,485	0.2%

Biometric Statistics (IRIS)



Age-Gender Breakdown



Interagency Portal: <http://data.unhcr.org/Syrianrefugees>
 UNHCR on the web: <http://www.unhcr.org> ; <http://www.unhcr.org>
 UNHCR on Social network: <http://www.facebook.com/UNHCRJordan> ; <http://twitter.com/ZaatariCamp>
 DAG Jordan

UNHCR Registered Syrians

