

Total Active Registered Syrians

**656,007**



**515,037**

**78.5%**

Urban



**140,970**

**21.5%**

Camps

### Standard Age and Gender

Age	0-4	5-11	12-17	18-35	36-59	60+	Total	%
Female	49,243	70,037	43,284	98,299	56,660	14,367	331,890	50.6%
Male	52,120	74,073	45,501	93,563	48,719	10,141	324,117	49.4%
<b>Total</b>	<b>101,363</b>	<b>144,110</b>	<b>88,785</b>	<b>191,862</b>	<b>105,379</b>	<b>24,508</b>	<b>656,007</b>	<b>100%</b>
	15.5%	22.0%	13.5%	29.2%	16.1%	3.7%		

### Place of Origin

Dar'a	275,462	42.0%
Homs	104,704	16.0%
Rural Damascus	78,142	11.9%
Aleppo	66,097	10.1%
Damascus	48,939	7.5%
Hama	33,639	5.1%
Ar-raqqa	16,106	2.5%
Idleb	10,741	1.6%
Deir-ez-zor	6,382	1.0%
Al-hasakeh	5,113	0.8%
Quneitra	2,800	0.4%
As-sweida	1,484	0.2%
Lattakia	1,299	0.2%
Tartous	362	0.1%
Other	4,737	0.7%

### Specific Needs

Child at risk	47,944	7.3%
Serious medical condition	44,690	6.8%
Specific legal and physical protection needs	41,000	6.2%
Single parent	21,234	3.2%
Woman at risk	19,792	3.0%
Disability	18,654	2.8%
Older person at risk	5,884	0.9%
Unaccompanied or separated child	4,503	0.7%
<b>Total</b>	<b>203,701</b>	<b>31.1%</b>

\* An individual can have more than one specific need

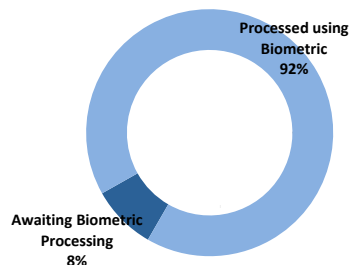
### Arrivals

Pre-2011	32,892	5.0%
2011	22,519	3.4%
2012	171,130	26.1%
2013	294,402	44.9%
2014	80,448	12.3%
2015	33,328	5.1%
2016	42,730	6.5%
2017	1,077	0.2%

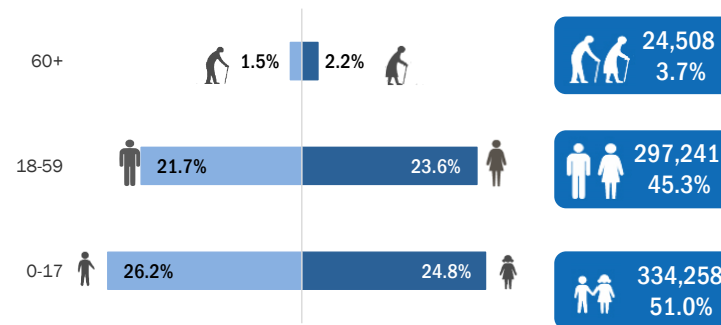
### Registration Trend

2011	2,360	0.2%
2012	129,339	12.7%
2013	665,202	65.4%
2014	121,387	11.9%
2015	41,034	4.0%
2016	53,624	5.3%
2017	3,730	0.4%

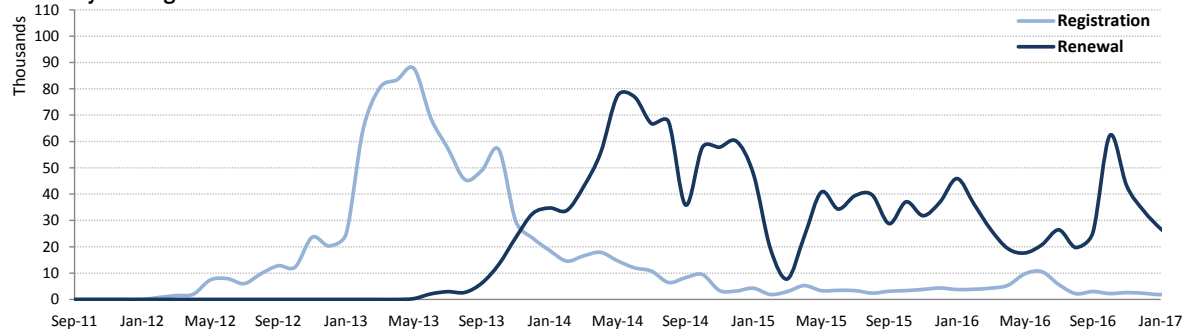
### Biometric Statistics (IRIS)



### Age-Gender Breakdown

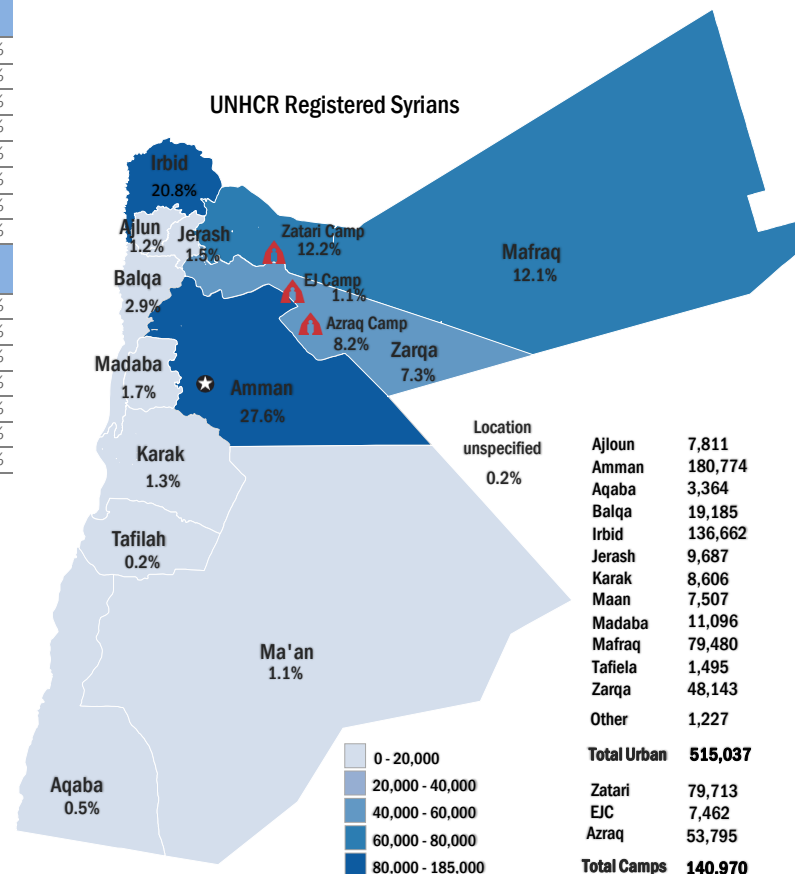


### Syrian Registration Trend since 01 March 2011



Interagency Portal: <http://data.unhcr.org/Syrianrefugees>  
 UNHCR on the web: <http://www.unhcr.org>; <http://www.unhcr.org>  
 UNHCR on Social network: <http://www.facebook.com/UNHCRJordan>; <http://twitter.com/ZaatariCamp>  
 DAG Jordan

### UNHCR Registered Syrians



\* Coloured map only reflects refugees living outside camps.