

Total Active Registered Syrians

637,626



520,126

81.6%



117,500

18.4%

Standard Age and Gender

Age	0-4	5-11	12-17	18-35	36-59	60+	Total	%
Female	49,841	67,871	41,697	96,730	53,659	13,423	323,221	50.7%
Male	52,814	71,621	44,066	90,363	45,924	9,617	314,405	49.3%
Total	102,655	139,492	85,763	187,093	99,583	23,040	637,626	100%
	16.1%	21.9%	13.5%	29.3%	15.6%	3.6%		

Place of Origin

Dar'a	280,998	44.1%
Homs	101,866	16.0%
Rural Damascus	78,158	12.3%
Aleppo	54,696	8.6%
Damascus	49,070	7.7%
Hama	31,592	5.0%
Ar-raqqa	11,641	1.8%
Idleb	10,211	1.6%
Al-hasakeh	4,807	0.8%
Deir-ez-zor	4,051	0.6%
Quneitra	2,830	0.4%
As-sweida	1,318	0.2%
Lattakia	1,278	0.2%
Tartous	347	0.1%
Other	4,763	0.7%

Specific Needs

Specific legal and physical protection needs	50,360	7.9%
Child at risk	48,451	7.6%
Serious medical condition	37,923	5.9%
Woman at risk	25,546	4.0%
Single parent	20,210	3.2%
Disability	16,374	2.6%
Older person at risk	5,279	0.8%
Unaccompanied or separated child	4,673	0.7%
Total	208,816	32.7%

* An individual can have more than one specific need

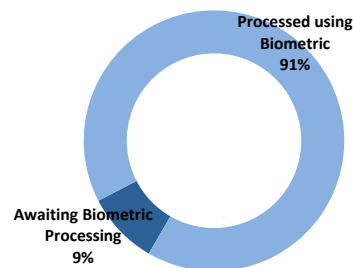
Arrivals

Pre-2011	9,731	1.5%
2011	22,495	3.5%
2012	179,739	28.2%
2013	308,276	48.3%
2014	82,272	12.9%
2015	31,994	5.0%
2016	3,119	0.5%

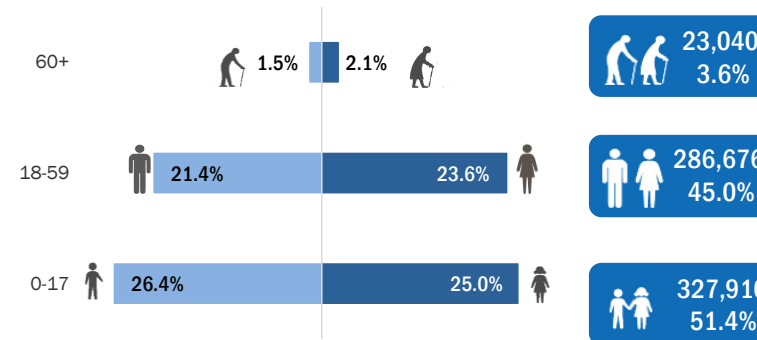
Registration Trend

2011	2,360	0.2%
2012	129,340	13.4%
2013	665,226	68.9%
2014	121,389	12.6%
2015	41,044	4.3%
2016	6,057	0.6%

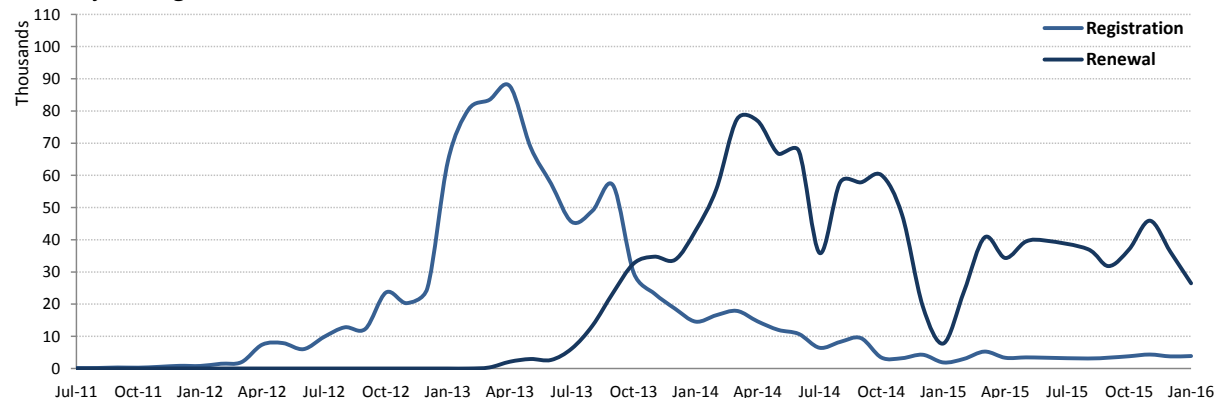
Biometric Statistics (IRIS)



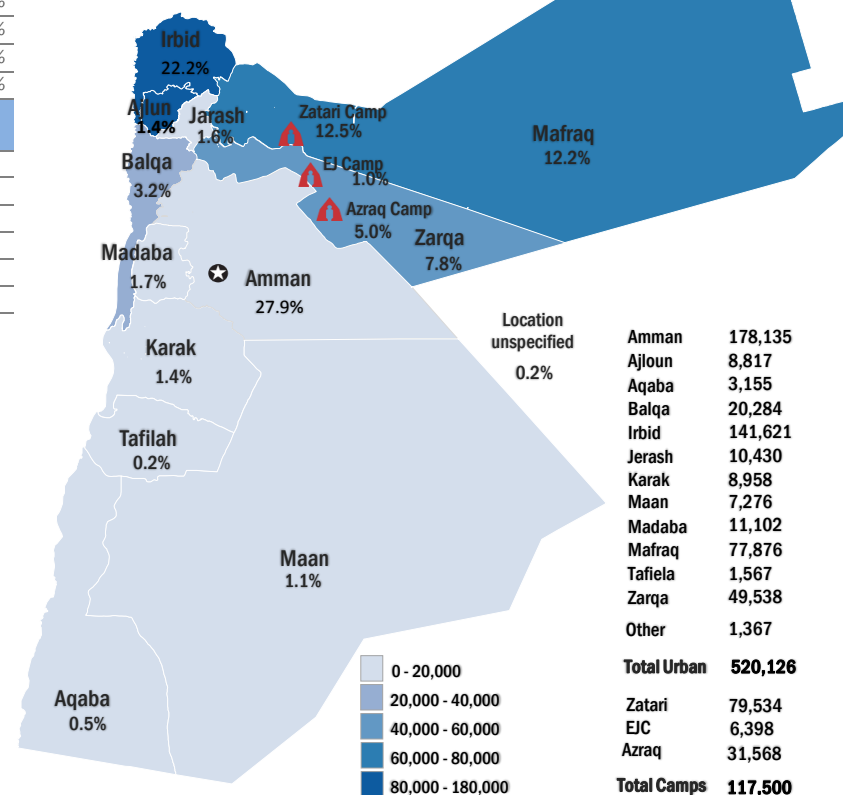
Age-Gender Breakdown



Syrian Registration Trend since 01 March 2011



UNHCR Registered Syrians



* Coloured map only reflects refugees living outside camps.