

Total Active Registered Iraqis **61,995**

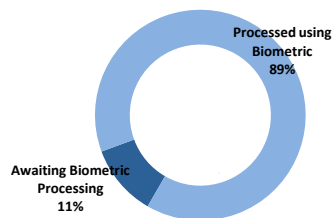
Standard Age and Gender								
Age	0-4	5-11	12-17	18-35	36-59	60+	Total	%
Female	2,252	4,627	2,939	9,051	7,919	3,237	30,025	48.4%
Male	2,411	5,109	3,312	10,146	8,214	2,778	31,970	51.6%
Total	4,663	9,736	6,251	19,197	16,133	6,015	61,995	100%
	7.5%	15.7%	10.1%	31.0%	26.0%	9.7%		

Place of Origin		
Baghdad	32,196	51.9%
Erbil	6,750	10.9%
Basrah	4,053	6.5%
Anbar	3,778	6.1%
Ninewa	3,658	5.9%
Dahuk	2,560	4.1%
Salah al-Din	1,306	2.1%
Thi-Qar	1,248	2.0%
Diyala	1,058	1.7%
Tameem	1,014	1.6%
Missan	551	0.9%
Muthanna	540	0.9%
Sulaymaniyah	498	0.8%
Babylon	452	0.7%
Wassit	343	0.6%
Najaf	301	0.5%
Qadissiya	206	0.3%
Kerbala	195	0.3%
Other	1,288	2.1%

Specific Needs		
Serious medical condition	6,293	10.2%
Disability	2,306	3.7%
Child at risk	1,962	3.2%
Specific legal and physical protection needs	1,957	3.2%
Woman at risk	1,716	2.8%
Single parent	1,009	1.6%
Older person at risk	747	1.2%
Unaccompanied or separated child	167	0.3%
Total	16,157	26.1%

* An individual can have more than one specific need

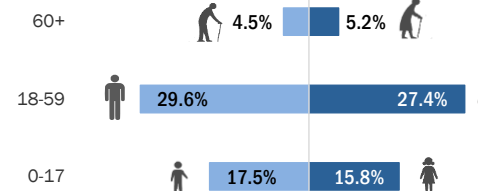
Biometric Statistics (IRIS)



Arrivals		
	Arrival	Registration
Pre-2006	4,407	72,669
2006	3,470	4,689
2007	2,299	31,285
2008	1,201	9,761
2009	1,523	6,840
2010	2,172	7,980
2011	2,654	7,767
2012	2,820	4,088
2013	5,071	5,392
2014	17,614	21,541
2015	8,673	9,868
2016	9,397	10,562
2017	694	1,449

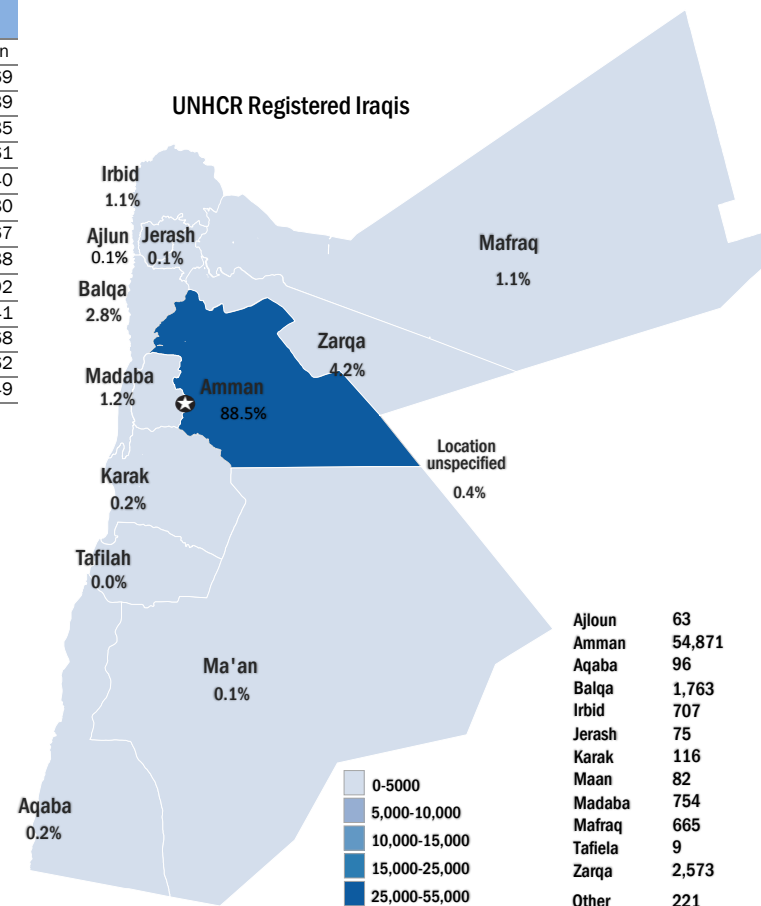
UNHCR Jordan

Age-Gender Breakdown



	6,015 9.7%
	35,330 57.0%
	20,650 33.3%

UNHCR Registered Iraqis



* Coloured map only reflects refugees living outside camps.

Iraqi Arrival & Registration Trends since Jan 2013

