

Active Registered Persons Of Concern


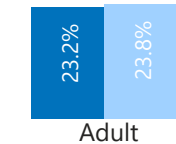
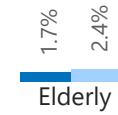
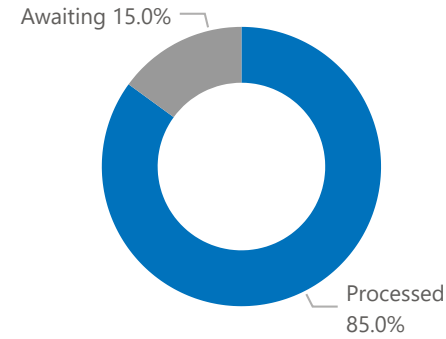
## 670,637



### Age and Gender

Gender	0-4	5-11	12-17	18-35	36-59	60+
Male	46,199	71,165	50,694	97,775	57,667	11,493
Female	44,091	67,386	48,205	96,275	63,404	16,283
<b>Total</b>	<b>90,290</b>	<b>138,551</b>	<b>98,899</b>	<b>194,050</b>	<b>121,071</b>	<b>27,776</b>
	13.5%	20.7%	14.7%	28.9%	18.1%	4.1%

### Biometric Statistics



● Male ● Female

### Origin Country

SYR	670,637	100.0%
-----	---------	--------

### Specific Needs

Serious medical condition	74,729	9.9%
Specific legal and physical protection needs	33,936	4.5%
Child at risk	28,272	3.7%
Disability	17,016	2.2%
Single parent	16,111	2.1%
Woman at risk	11,748	1.5%
Older person at risk	6,240	0.8%
Unaccompanied or separated child	2,108	0.3%

\* An individual can have mre than one specific need

Individuals with Specific Needs	140,946	18.6%
---------------------------------	---------	-------

### Year of Arrival

Pre 2011	10,270	1.9%
2011	21,041	4.0%
2012	147,429	27.9%
2013	244,533	46.3%
2014	58,597	11.1%
2015	13,757	2.6%
2016	24,182	4.6%
2017	2,886	0.5%
2018	2,345	0.4%
2019	1,871	0.4%
2020	1,305	0.2%
2021	44	0.0%

babies who are represented under the registration trend.

### Registration Trend

Pre - 2011	1,425	0.1%
2011	2,361	0.2%
2012	130,072	9.5%
2013	667,495	48.9%
2014	121,379	8.9%
2015	41,021	3.0%
2016	53,614	3.9%
2017	28,678	2.1%
2018	27,524	2.0%
2019	22,287	1.6%
2020	13,277	1.0%
2021	14,081	1.0%

### Registration Trend Quarterly

● Arrival ● Registered

